

## Delta 540650-130

# Delta Children Baker Toddler Bed Instruction Manual

MODEL: 540650-130

Brand: Delta Children

## INTRODUCTION

This manual provides essential instructions for the safe assembly, operation, and maintenance of your Delta Children Baker Toddler Bed, Model 540650-130. Please read all instructions carefully before assembly and retain this manual for future reference. Ensure all components are present and undamaged before beginning assembly.

## SAFETY INFORMATION

Your child's safety is paramount. This toddler bed is designed and manufactured to meet or exceed all safety standards set by the CPSC & ASTM and is JPMA certified. It has been tested for lead and other toxic elements.

- Always ensure all bolts and fasteners are securely tightened. Periodically check and re-tighten as necessary.
- Do not use this bed if any parts are missing, damaged, or broken. Contact Delta Children for replacement parts.
- The bed is designed for a full-size crib mattress. Ensure the mattress fits snugly to prevent entrapment.
- Keep small parts away from children during assembly.
- Never place the bed near windows where cords from blinds or drapes could strangle a child.
- Do not use this bed as a substitute for a crib for infants. It is intended for toddlers transitioning from a crib.
- The guardrails are designed to help prevent falls. Ensure they are properly installed.

## SETUP AND ASSEMBLY

Assembly is required for this product. It is recommended that two adults assemble the bed. Tools are typically not included and may require a Phillips head screwdriver and an Allen wrench (often provided with hardware).

## Unpacking and Part Identification

Carefully remove all components from the packaging. Lay them out on a soft, clean surface to prevent scratches. Identify all parts against the included hardware list (not provided in this manual, refer to your product packaging).



*Image 1: Overview of the Delta Children Baker Toddler Bed components. This image shows the headboard, footboard, side rails, and guardrails, ready for assembly.*

## Assembly Steps

1. **Attach Side Rails to Headboard:** Securely fasten the side rails to the headboard using the provided bolts and an Allen wrench. Ensure the connections are tight.
2. **Attach Side Rails to Footboard:** Connect the other end of the side rails to the footboard, tightening all bolts.
3. **Install Mattress Support Slats:** Place the mattress support slats across the assembled frame. Secure them to the side rails according to the instructions provided with your hardware.
4. **Attach Guardrails:** Install the guardrails on both sides of the bed. These are crucial for child safety and should be firmly attached.
5. **Final Check:** Once assembled, gently shake the bed to ensure all connections are secure and stable. Re-tighten any loose fasteners.



*Image 2: The fully assembled Delta Children Baker Toddler Bed, showcasing the headboard, footboard, side rails, and integrated guardrails.*

## OPERATING AND USAGE

The Delta Children Baker Toddler Bed is designed for children transitioning from a crib. It accommodates a standard full-size crib mattress (not included). The bed's low-to-the-ground design facilitates easy access for your child, promoting independence.

- Ensure the mattress fits snugly within the bed frame.
- The integrated guardrails provide added safety, preventing accidental falls during sleep.
- Regularly inspect the bed for any signs of wear or damage.

## MAINTENANCE

Proper maintenance will ensure the longevity and safety of your toddler bed.

- **Cleaning:** Wipe the bed frame with a dry cloth. Avoid abrasive cleaners or harsh chemicals that could damage the finish.
- **Inspections:** Periodically check all screws, bolts, and fasteners to ensure they are tight. Re-tighten as needed.
- **Storage:** If disassembling for storage, keep all hardware in a sealed bag and store it with the bed components in a dry place.

## TROUBLESHOOTING

Problem	Possible Cause	Solution
Bed feels wobbly or unstable.	Loose fasteners.	Check and re-tighten all bolts and screws.
Squeaking noises.	Loose connections or friction between parts.	Re-tighten all fasteners. Apply a small amount of lubricant (e.g., paraffin wax) to contact points if necessary.
Mattress does not fit properly.	Incorrect mattress size.	Ensure you are using a standard full-size crib mattress. Refer to specifications for exact dimensions.

If you encounter issues not listed here or require further assistance, please contact Delta Children customer support.






## SPECIFICATIONS

Feature	Detail
Model Number	540650-130
Brand	Delta Children
Material	Wood
Color	Bianca White
Assembled Dimensions (W x D x H)	55.25"W x 30"D x 27.75"H (approx. 140.34 cm W x 76.2 cm D x 70.49 cm H)
Product Dimensions (packaged)	80.01 x 11.68 x 56.13 cm; 10.21 kg
Item Weight	22.5 Pounds (approx. 10.21 kg)
Mattress Compatibility	Fits full-size crib mattress (not included)
Safety Certifications	JPMA Certified, Greenguard Gold Certified, Tested for lead and other toxic elements. Meets or exceeds CPSC & ASTM safety standards.
Assembly Required	Yes
Care Instructions	Wipe with Dry Cloth
UPC	080213052485

## WARRANTY AND SUPPORT

For specific warranty information, please refer to the documentation included with your product or visit the official Delta Children website. For customer support, replacement parts, or any inquiries regarding your Delta Children Baker Toddler Bed, please contact Delta Children directly through their official channels.  
*Manufacturer: Delta Children*

## Related Documents - 540650-130

	<p><a href="#">Delta 3-in-1 Crib Assembly Instructions and Safety Guide</a></p> <p>Comprehensive assembly instructions, safety warnings, and care guide for the Delta 3-in-1 Crib (Style # 6922). Learn how to safely assemble and convert your crib into a toddler bed.</p>
	<p><a href="#">Delta InfraSuite Cast Resin Busway System: BR Series Technical Datasheet</a></p> <p>Explore the Delta InfraSuite Cast Resin Busway System, BR Series. This technical datasheet details specifications, advantages, and applications for reliable low-voltage power distribution in data centers, offering flexibility, safety, and efficiency.</p>
	<p><a href="#">DELTA Z19-3U*P2 Rack Cabinet Blank Panel User Manual</a></p> <p>User manual for the DELTA Z19-3U*P2 Blank Panel, designed to bridge gaps in rack cabinets. Includes safety information, package contents, specifications, and manufacturer details.</p>
	<p><a href="#">DELTA M520 Micro Camera User Manual</a></p> <p>User manual for the DELTA M520 Micro Camera, detailing its features, specifications, safety precautions, and proper disposal. Includes information on its discreet design and technical capabilities.</p>
	<p><a href="#">Delta Variable Speed Grinder 23-206 &amp; 23-207 User Manual</a></p> <p>This manual provides comprehensive instructions for the Delta 23-206 (6-inch) and 23-207 (8-inch) Variable Speed Grinders, covering features, specifications, safety guidelines, operation, maintenance, and troubleshooting.</p>



[DELTA FUT007 Remote Control User Manual - MiBOXER LED Lighting](#)

Comprehensive user manual for the DELTA FUT007 remote control, compatible with MiBOXER/Mi-Light 2.4 GHz LED lighting controllers. Features include zone control, brightness adjustment, and CCT settings.