

Manuals+

[Q & A](#) | [Deep Search](#) | [Upload](#)

manuals.plus /

› [Marley](#) /

› [House of Marley - Get Together Bluetooth Portable Bluetooth Speaker and Audio System - 3.5 Woofer & 1 Tweeters, 30m Wireless Range, 8 Hour Playtime, Sustainably Crafted, Signature Black](#)

Marley EM-JA006SB

House of Marley Get Together Bluetooth Portable Speaker

Model: EM-JA006SB

PRODUCT OVERVIEW

The House of Marley Get Together Bluetooth Portable Speaker is designed to deliver high-performance, balanced audio in a sustainably crafted package. Featuring a built-in rechargeable battery, Bluetooth connectivity, and a 3.5mm auxiliary input, it offers versatile audio playback for various devices. Its distinctive design incorporates natural bamboo and eco-friendly REWIND fabric, making it both aesthetically pleasing and environmentally conscious.



Front view of the House of Marley Get Together speaker, showcasing its bamboo faceplate and speaker drivers.

KEY FEATURES

- **Superior Sound:** Equipped with 3.5-inch woofers, 1-inch tweeters, and a passive radiator for vibrant, crisp, and balanced audio.

1" TWEETERS



3.5" WOOFERS

Detailed view of the speaker's front, highlighting the 3.5-inch woofers and 1-inch tweeters for optimal sound delivery.

- **Rechargeable & Compatible:** Offers up to 8 hours of continuous playtime on a single charge. Advanced Bluetooth technology provides a wireless range of up to 98 feet. Compatible with iOS and Android devices.
- **Convenient Features:** Includes a built-in microphone for hands-free calls, an auxiliary input jack for wired connections to various audio devices, and a USB port for charging external devices.



The rear panel of the speaker, illustrating the USB port for device charging, DC In for power, and Aux In for wired audio connections.

- **Sustainable Materials:** Crafted from solid bamboo, eco-friendly REWIND fabric, and delivered in

100% recyclable packaging, reflecting a commitment to sustainability.

- **Portable Design:** Compact dimensions (3.3"D x 15.8"W x 5"H) and a weight of 6 pounds make it easy to transport and use in various settings.



A visual representation of the speaker's dimensions, indicating its compact and portable form factor.

WHAT'S IN THE BOX

- House of Marley Get Together Sound System
- AC Power Supply

SETUP GUIDE

1. Unpacking

Carefully remove all components from the packaging. Ensure all items listed in the 'What's in the Box' section are present.

2. Charging the Speaker

Before first use, fully charge the speaker. Connect the supplied AC Power Supply to the 'DC IN' port on the back of the speaker and plug the adapter into a wall outlet. The battery indicator light will show charging status.

3. Powering On/Off

Press and hold the power button () located on the top panel of the speaker until you hear an audible cue or see the indicator light illuminate.

4. Bluetooth Pairing

1. Ensure the speaker is powered on.
2. Press the Bluetooth button () on the top panel. The Bluetooth indicator light will begin to flash, indicating it's in pairing mode.
3. On your device (smartphone, tablet, laptop), enable Bluetooth and search for available devices.

4. Select "Get Together" from the list of devices.
5. Once connected, the Bluetooth indicator light on the speaker will turn solid, and you will hear a confirmation tone.

5. Auxiliary Input Connection

For non-Bluetooth devices, connect an audio cable (not included) from your device's headphone jack to the 'AUX IN' port on the back of the speaker.

OPERATING INSTRUCTIONS

Volume Control

- Press the '+' button to increase volume.
- Press the '-' button to decrease volume.

Music Playback

- Control playback (play/pause, skip tracks) directly from your connected Bluetooth device.

Answering Calls

- When a call comes in, the music will pause. Press the Bluetooth button () once to answer the call.
- To end a call, press the Bluetooth button () once again.
- To reject a call, press and hold the Bluetooth button () for 2 seconds.

Charging External Devices

Connect your device's USB charging cable to the USB port on the back of the speaker to use it as a power bank. This feature is active when the speaker is powered on or off, as long as it has sufficient battery charge.

MAINTENANCE

- **Cleaning:** Use a soft, dry cloth to clean the speaker's surfaces. Avoid using harsh chemicals or abrasive cleaners, as they may damage the bamboo or fabric.
- **Storage:** Store the speaker in a cool, dry place away from direct sunlight and extreme temperatures.
- **Battery Care:** To prolong battery life, avoid fully discharging the battery frequently. Recharge the speaker regularly, even if not in use for extended periods.
- **Water Exposure:** This speaker is not waterproof. Avoid exposing it to water or excessive moisture.

TROUBLESHOOTING

Problem	Possible Cause	Solution
Speaker does not power on.	Battery is depleted.	Connect the speaker to the AC power supply and allow it to charge for at least 30 minutes before attempting to power on.
No sound from speaker.	Volume is too low or muted. Device not properly connected.	Increase volume on both the speaker and your connected device. Ensure Bluetooth is paired or Aux cable is securely connected.
Bluetooth device cannot pair.	Speaker is not in pairing mode. Device is out of range. Interference.	Ensure speaker's Bluetooth indicator is flashing (pairing mode). Move device closer to speaker. Turn off other Bluetooth devices to reduce interference.
Poor sound quality via Bluetooth.	Device is too far from speaker. Obstructions between devices.	Move the Bluetooth device closer to the speaker. Ensure there are no large obstructions (walls, metal objects) between the speaker and the device.

SPECIFICATIONS

Feature	Detail
Model Name	Get Together
Speaker Type	Indoor/Outdoor
Connectivity Technology	Bluetooth, Auxiliary, USB
Wireless Range	Up to 30 meters (98 feet)
Battery Life	8 Hours
Charging Time	8 Hours
Subwoofer Diameter	3.5 Inches
Tweeter Diameter	1 Inch
Product Dimensions	3.3"D x 15.8"W x 5"H
Item Weight	6 Pounds
Power Source	Battery Powered
Manufacturer	House of Marley
Item Model Number	EM-JA006SB

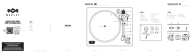




Feature	Detail
UPC	846885008652

WARRANTY & SUPPORT

For detailed warranty information and customer support, please refer to the official user manual PDF available for download or visit the House of Marley brand store.

- Official User Manual (PDF): [Download Here](#)
- Marley Brand Store: [Visit Store](#)

Related Documents - EM-JA006SB

	<p>Marley Stir It Up Wireless 2 Quick Start Guide</p> <p>Quick start guide for the Marley Stir It Up Wireless 2 Bluetooth turntable, covering setup, operation, Bluetooth pairing, and connections.</p>
	<p>Marley Liberate Air True Wireless Earbuds Quick Start Guide</p> <p>Get started quickly with the Marley Liberate Air True Wireless Earbuds. This guide covers unboxing, setup, pairing, controls for music and calls, voice commands, mono mode, and important compliance information.</p>
	<p>Marley Rebel BT Wireless Earbuds: User Manual and Warranty Information</p> <p>User manual and warranty details for the Marley Rebel BT wireless earbuds, covering setup, usage, compliance, battery disposal, and warranty terms.</p>
	<p>Stir It Up Lux Quick Start Guide</p> <p>A quick start guide for the Marley Stir It Up Lux turntable, covering setup, operation, Bluetooth pairing, and vinyl playback. Provides essential information for getting started with the device.</p>
	<p>Marley No Bounds XL Portable Bluetooth Speaker: Warranty, Instructions, and Specifications</p> <p>Comprehensive warranty information, user instructions, safety guidelines, and technical specifications for the Marley No Bounds XL portable Bluetooth speaker. Learn about battery replacement, disposal, and compliance.</p>



[Marley Get Together Duo 2 Quick Start Guide | Wireless Bluetooth Speaker](#)

Get started quickly with your Marley Get Together Duo 2 wireless Bluetooth speaker. This guide covers setup, components, controls, and compliance information.