

Savant 0633842215624

MD66 Audio CD User Manual

Brand: Savant Records

INTRODUCTION

The **MD66 Audio CD** is a critically acclaimed jazz album by renowned saxophonist **Jim Snidero**. Released in 2016 by Savant Records, this album features a stellar lineup of musicians including Alex Sipiagin on trumpet, Andy Laverne on piano, Ugonna Okegwo on bass, and Rudy Royston on drums. Inspired by the innovative spirit of Miles Davis's Second Great Quintet, MD66 offers a compelling collection of straight-ahead jazz compositions.

This manual provides essential information for the optimal enjoyment and care of your MD66 Audio CD.

SETUP: PLAYING YOUR AUDIO CD

To begin enjoying the MD66 Audio CD, follow these simple steps:

1. **Prepare Your CD Player:** Ensure your audio CD player is clean and in good working condition.
2. **Insert the CD:** Gently place the MD66 Audio CD into the disc tray or slot of your CD player with the label side facing up.
3. **Connect to Audio System:** Verify that your CD player is properly connected to your amplifier, receiver, or headphones.
4. **Power On:** Turn on your CD player and audio system.
5. **Press Play:** Select the CD input on your audio system and press the 'Play' button on your CD player to start playback.

For best sound quality, ensure your audio equipment is set up according to its own manufacturer's instructions.

OPERATING: ALBUM CONTENT AND LISTENING EXPERIENCE

The MD66 album features a single audio disc with a total runtime typical for a jazz album. The compositions are primarily original works by Jim Snidero, with contributions from other band members. The album is characterized by its dynamic interplay and improvisational depth, reflecting the bebop and straight-ahead jazz traditions.

- **Featured Musicians:** Jim Snidero (saxophone), Alex Sipiagin (trumpet), Andy Laverne (piano), Ugonna Okegwo (bass), Rudy Royston (drums).
- **Musical Style:** Modern straight-ahead jazz with bebop influences, emphasizing group communication and improvisation.
- **Key Highlights:** The album is noted for its creative arrangements and the exceptional individual performances of all musicians, particularly Snidero's saxophone work and Laverne's piano contributions.

Use your CD player's controls to navigate between tracks, pause, or repeat sections as desired.

MAINTENANCE: CARE AND HANDLING

Proper care of your MD66 Audio CD will ensure its longevity and continued high-quality playback:

- **Handling:** Always hold the CD by its edges or by placing a finger through the center hole. Avoid touching the playing surface (the shiny side).
- **Cleaning:** If the CD becomes dirty or smudged, gently wipe it with a soft, lint-free cloth. Wipe from the center outwards in straight lines, not in a circular motion. Do not use abrasive cleaners or solvents.
- **Storage:** Store the CD in its original jewel case or a protective sleeve when not in use. Keep it away from direct sunlight, high humidity, and extreme temperatures.
- **Avoid Scratches:** Prevent scratches by handling the CD carefully and avoiding rough surfaces. Deep scratches can affect playback quality.

TROUBLESHOOTING: COMMON PLAYBACK ISSUES

If you encounter issues while playing your MD66 Audio CD, consider the following:


- **CD Not Playing/No Sound:**
 - Ensure the CD is inserted correctly with the label side up.
 - Check that your CD player is powered on and properly connected to your audio system.
 - Verify that the correct input source is selected on your amplifier or receiver.
 - Inspect the CD for visible damage or heavy smudges; clean if necessary.

- **Skipping or Stuttering Playback:**
 - Clean the CD's playing surface as described in the Maintenance section.
 - Check for deep scratches on the CD. Severely scratched CDs may not play correctly.
 - Ensure your CD player is on a stable, level surface to prevent vibrations.
 - If the issue persists with multiple CDs, the problem may lie with the CD player itself.

SPECIFICATIONS

Product Title	MD66
Artist	Jim Snidero
Format	Audio CD
Manufacturer/Label	Savant
Item Model Number	0633842215624
ASIN	B01ICUPAHM
Original Release Date	2016
Number of Discs	1
Product Dimensions	5.67 x 5.04 x 0.43 inches
Item Weight	3.25 ounces
Language	English

PRODUCT IMAGE



This image displays the album cover for 'MD66' by Jim Snidero. It shows Jim Snidero seated in a red chair, holding a saxophone. The album title 'MD66' and the names of featured musicians (Alex Sipiagin, Andy Laverne, Ugonna Okegwo, Rudy Royston) are prominently displayed. The Savant Records logo is visible at the bottom right.

OFFICIAL PRODUCT VIDEOS







No official product videos from the seller are available for this item at this time.

WARRANTY AND SUPPORT

Information regarding specific warranty terms for the MD66 Audio CD is not provided in the product details. Audio CDs typically do not come with a manufacturer's warranty beyond a guarantee against manufacturing defects upon purchase.

For any issues related to the physical product or if you believe you received a defective disc, please contact the retailer from whom you purchased the item. For general inquiries about the artist or label, you may refer to the official Savant Records website or Jim Snidero's official channels.

Related Documents - 0633842215624

	<p>Savant Multistat Smart Thermostat Deployment and User Guide</p> <p>Comprehensive guide for deploying and using the Savant Multistat Smart Thermostat, covering installation, wiring, configuration, and advanced features for smart climate control systems.</p>
	<p>Savant da Vinci 10.1 Release ReadMe</p> <p>This document provides comprehensive release notes for Savant da Vinci 10.1, detailing new features, system requirements, product enhancements, and resolved issues for Savant smart home automation systems. Includes compatibility information and support resources.</p>
	<p>Savant Power Storage Generator and ATS Integration Guide</p> <p>Comprehensive guide for installing and integrating Savant Power Storage systems (PS20, PS50) with generators and Automatic Transfer Switches (ATS), covering both Generator-to-GEN and Generator-to-GRID terminal configurations.</p>
	<p>Savant Apple TV HomeKit Deployment Guide: IP Control and Siri Integration</p> <p>A comprehensive guide for installers detailing the deployment and configuration of Savant systems with Apple TV for IP control and Siri integration. Covers requirements, pairing, HomeKit setup, RacePoint Blueprint configuration, and troubleshooting.</p>
	<p>Savant Power Storage App Setup Guide</p> <p>A comprehensive guide for installers on setting up the Savant Power Storage System using the Savant Power Storage (SPS) app. It covers device addition, network configuration, system information, battery operation, power sources, and interconnection settings.</p>
	<p>Savant SST-W100 Wireless Thermostat Quick Reference Guide</p> <p>This Savant SST-W100 Wireless Thermostat Quick Reference Guide provides essential information on specifications, box contents, wiring diagrams for standard and heat pump HVAC systems, and front panel controls. Designed for seamless integration into Savant environments.</p>