

## ARKON HD8RV29

# ARKON Mounts Remarkable Creator Pro User Manual

Model: HD8RV29 | Brand: ARKON

## 1. INTRODUCTION

The ARKON Mounts Remarkable Creator Pro is a versatile overhead phone mount designed to provide stable and adjustable positioning for smartphones during content creation. Ideal for artists, designers, crafters, and anyone recording overhead video, this all-in-one solution ensures wobble-free footage and precise camera angles for professional-quality results. Its robust design and heavy base offer superior stability compared to conventional phone mounts, making it suitable for various applications including video recording, vlogging, cooking tutorials, and drawing demonstrations.

## 2. WHAT'S IN THE BOX

- Remarkable Creator Pro Stand (Kitchen Desk Table Stand for Live Streaming)
- Universal Phone Holder (Mobile Grip 5)
- 1/4"-20 Ball Adapter

## 3. SETUP GUIDE

### 3.1. Assembly

The Remarkable Creator Pro comes partially assembled. Follow these steps to complete the setup:

1. Place the heavy, square base of the stand on a stable, flat surface. This base is designed to be vibration and jitter resistant, providing maximum stability for your recordings.
2. Attach the main vertical shaft to the base, ensuring it is securely tightened.
3. Connect the multi-segment adjustable arm to the top of the vertical shaft. The arm features multiple screw points and ball joints for extensive articulation.
4. Attach the Universal Phone Holder (Mobile Grip 5) to the end of the adjustable arm. This holder is

designed to securely grip your smartphone.

5. If you intend to use a mini projector or small camera, attach the included 1/4"-20 ball adapter to the arm instead of the phone holder.



Figure 3.1: Assembled ARKON Mounts Remarkable Creator Pro.



## Vibration & Jitter Resistant Base

Upgrade your content game with the Remarkable Creator Pro phone holder and mount system! The vibration-resistant padded base ensures rock-steady footage on any flat surface. Ideal for creators and professionals alike, it's the perfect companion for capturing smooth, crystal-clear videos.

**ARKON MOUNTS**

Figure 3.2: Vibration and Jitter Resistant Base.

**Easily connect mini projectors or small cameras with the included 1/4"-20 ball adapter**



Figure 3.3: Connecting a 1/4"-20 compatible device.

## 4. OPERATING INSTRUCTIONS

### 4.1. Adjusting the Mount

The Remarkable Creator Pro features a highly adjustable arm with multiple articulation points, allowing for 360-degree flexibility. To adjust the position and height of your device:

- Loosen the screw points on the arm segments to adjust the angle and extension.
- Adjust the main vertical shaft for overall height, which can range from 17 to 29 inches.
- Once the desired position is achieved, tighten all screw points firmly to secure the mount and prevent any movement or sagging during recording.



## Capture Content From Every Angle

Remarkable Creator Pro's 360° adjustable arm lets you put your phone or camera at any angle you need. Allowing you to make truly awesome content from the perfect perspective – whether it's a tutorial, a vlog, an unboxing video, or simply showing off your latest creation. Get ready to capture your greatness from every angle imaginable.


**ARKON MOUNTS**

Figure 4.1: Capturing content from every angle.

### 4.2. Securing Your Device

The Universal Phone Holder (Mobile Grip 5) is designed for easy and secure device placement:

- The holder features a spring-loaded grip for one-handed operation. Simply pull the top jaw upwards to open the holder.
- Insert your smartphone into the holder. The non-slip grooves ensure a stable and secure hold, even with a phone case.
- The minimalist design ensures that buttons and charging ports remain accessible, allowing you to charge or connect cables without hassle.
- The holder accommodates most smartphones up to 3.9 inches wide.

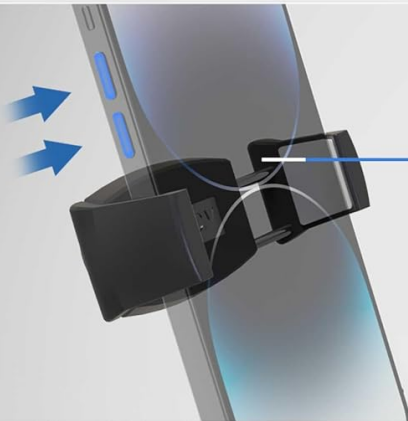


## Spring-loaded grip

Easily secure your phone with a single hand using our spring-loaded mechanism, ensuring a perfect fit every time.

## Non-slip grooves

Designed to accommodate any phone, case or not, our holder's grooved rubber grips ensure a stable and secure hold under all conditions.



## Easy access design

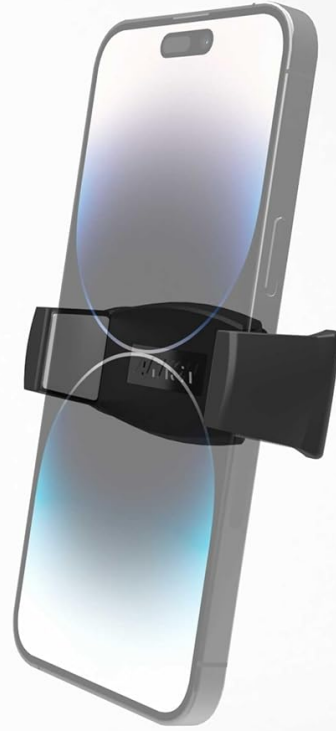
Our minimalist design keeps all your phone's ports and cables accessible, so you can charge and connect without any hassle.

**ARKON MOUNTS**

Figure 4.2: Phone Holder Features.

## Mobile Grip 5 Universal Phone Holder

- Easy one-handed operation
- Does not obstruct buttons or charging port
- Holds devices securely
- Minimalist compact design
- Fits most phones - with or without case



Compatible with most phones

2.35" — to — 3.90" Wide



Padded spring-loaded holder  
securely grips phone




Figure 4.3: Universal Phone Holder Compatibility.

### 4.3. Usage Scenarios

The Remarkable Creator Pro is ideal for various content creation activities:

- **Cooking Tutorials:** Capture overhead shots of food preparation with ease.
- **Art & Crafting:** Record drawing, painting, nail art, or other detailed craft work from a top-down perspective.
- **Vlogging & Live Streaming:** Achieve stable and professional-looking videos for your audience.
- **Product Demonstrations:** Showcase products with clear, steady overhead views.



Figure 4.4: Overhead recording for cooking.

# REMARKABLE CREATOR | SERIES

By Arkon® Mounts

*Capture your creativity*



Figure 4.5: Overhead recording for art and crafting.

## 5. MAINTENANCE

To ensure the longevity and optimal performance of your ARKON Mounts Remarkable Creator Pro, follow these simple maintenance guidelines:

- **Cleaning:** Wipe down the stand and holder with a soft, damp cloth. Avoid using harsh chemicals or abrasive cleaners, as they may damage the finish.
- **Storage:** Store the mount in a cool, dry place away from direct sunlight and extreme temperatures when not in use.
- **Tightness:** Periodically check all screw points and connections to ensure they remain tight. Re-tighten as necessary to maintain stability.

## 6. TROUBLESHOOTING

If you encounter any issues with your Remarkable Creator Pro, consider the following:

- **Mount Instability:** Ensure the base is placed on a completely flat and stable surface. Verify that all adjustable screw points on the arm and shaft are fully tightened after positioning your device. The heavy base is designed to prevent tipping.

- **Phone Not Holding Securely:** Check that your phone is properly seated within the spring-loaded grip. Ensure the phone's width is within the compatible range (up to 3.9 inches).
- **Difficulty Adjusting:** Loosen the screw points sufficiently before attempting to adjust the arm or height. Do not force adjustments.

For further assistance, please contact ARKON customer support.

## 7. SPECIFICATIONS

Feature	Detail
Product Dimensions	15.9 x 11.4 x 4.2 inches
Item Weight	3.96 pounds
Item Model Number	HD8RV29
Special Features	Live streaming gear
Other Display Features	Wireless
Form Factor	Stand
Color	Black
Manufacturer	Arkon Resources Inc.
Compatible Devices	Smartphones
Compatible Phone Models	iPhone 13 Pro Max, iPhone 13 Pro, iPhone 13, iPhone 13 Mini, iPhone 12 Pro Max, iPhone 12 Pro, iPhone 12, iPhone 12 Mini, iPhone SE (2020), iPhone 11 Pro Max, iPhone 11 Pro, iPhone 11, iPhone XS Max, iPhone XS, iPhone XR, iPhone X, iPhone 8 Plus, iPhone 8, iPhone 7 Plus, iPhone 7, Samsung Galaxy Note 20 Ultra, Samsung Galaxy Note 20, Samsung Galaxy S21 Ultra, Samsung Galaxy S21+, Samsung Galaxy S21, Samsung Galaxy S20 Ultra, Samsung Galaxy S20+, Samsung Galaxy S20, Samsung Galaxy Note 10+, Samsung Galaxy Note 10, Samsung Galaxy Note 9, Samsung Galaxy Note 8, Samsung Galaxy Note 5, Samsung Galaxy S10+, Samsung Galaxy S10, Samsung Galaxy S9, Samsung Galaxy S8, Samsung Galaxy S7, Google Pixel 6 Pro, Google Pixel 6, Google Pixel 5, Google Pixel 4 XL, Google Pixel 4, Google Pixel 3 XL, Google Pixel 3, Nexus 6, Nexus 5, LG V60 ThinQ, LG G8 ThinQ, LG G7 ThinQ, LG G6, LG G5, LG G4 and more.

## 8. WARRANTY & SUPPORT

ARKON Mounts products are engineered for durability and performance. For information regarding product warranty, returns, or technical support, please visit the official ARKON Mounts website or contact their customer service department directly. You can find more information and contact details on the ARKON Store on Amazon.

