

## Logitech 980-000028 (DMi EA

# Logitech S150 Digital Speaker System User Manual

Model: 980-000028 | Brand: Logitech

## 1. INTRODUCTION

The Logitech S150 Digital Speaker System is designed to provide quality digital audio for your computer. Featuring simple USB connectivity, these speakers eliminate the need for external power adapters or batteries, drawing power directly from your USB port. Their sleek and compact design makes them suitable for various setups, from desktop workstations to portable laptop use. Integrated volume controls and a mute button offer convenient audio management.

### Key Features:

- Quality digital audio system for clear sound reproduction.
- Simple USB connectivity for power and audio, eliminating the need for AC cables.
- Sleek, stylish, and compact design, ideal for limited desk space.
- Built-in volume controls and a mute button for easy audio adjustment.

## 2. WHAT'S IN THE BOX

Verify that all components are present before proceeding with setup:

- Two (2) Logitech S150 Digital Speakers
- User documentation (this manual)

## 3. SETUP GUIDE

Follow these steps to connect your Logitech S150 Digital Speaker System:

### 1. 3.1 Placement

Place the two speakers on a flat, stable surface, such as your desk, ensuring they are positioned to provide optimal sound for your listening area. The compact design allows for flexible placement near your computer or laptop.



Figure 3.1: Front view of the Logitech S150 speakers, showing their compact design.

## 2. 3.2 Connecting to Your Computer

Locate an available USB port on your computer (desktop or laptop). The Logitech S150 speakers connect via a single USB cable, which provides both power and audio signal. Insert the USB connector firmly into the USB port.



Figure 3.2: Rear view of one speaker, highlighting the integrated USB cable for connection.

No additional audio cables or power adapters are required. Your computer should automatically detect the speakers and install necessary drivers. This is a plug-and-play device.

## 3. 3.3 Power On and Initial Volume Adjustment

Once connected, the speakers will power on automatically. The right speaker features a volume control knob. Rotate the knob clockwise to increase volume and counter-clockwise to decrease it. A mute button is also present for quick audio silencing.

# 4. OPERATING INSTRUCTIONS

## 4.1 Volume Control

The primary volume control is located on the right speaker. Rotate the knob to adjust the audio output level. You can also

control the volume through your computer's operating system settings.

### 4.2 Mute Function

Press the mute button on the right speaker to instantly silence the audio. Press it again to resume playback at the previous volume level.

### 4.3 Audio Playback

Once connected and powered, the speakers will play any audio output from your computer, including music, videos, games, and system sounds. Ensure your computer's audio output is set to the Logitech S150 speakers if you have multiple audio devices.

## 5. MAINTENANCE

To ensure the longevity and optimal performance of your Logitech S150 speakers, follow these simple maintenance guidelines:

- **Cleaning:** Use a soft, dry cloth to wipe down the speaker surfaces. Avoid using abrasive cleaners, solvents, or spray cleaners directly on the speakers.
- **Dust:** Regularly dust the speaker grilles to prevent accumulation, which can affect sound quality.
- **Environment:** Keep the speakers away from excessive moisture, direct sunlight, and extreme temperatures. Ensure adequate ventilation around the speakers.
- **Cables:** Avoid sharply bending or crimping the USB cable. Handle connections gently to prevent damage to the port or cable.

## 6. TROUBLESHOOTING

If you encounter issues with your Logitech S150 speakers, refer to the table below for common problems and their solutions:

Problem	Possible Cause	Solution
No sound from speakers.	USB cable not properly connected. Speakers are muted or volume is too low. Incorrect audio output device selected on computer. Computer's volume is muted or too low.	Ensure USB cable is securely plugged into an active USB port. Check the volume knob on the right speaker and press the mute button if the mute LED is on. Verify that "Logitech S150" or "USB Audio Device" is selected as the default playback device in your computer's sound settings. Increase the master volume on your computer.
Distorted or poor sound quality.	Volume set too high, causing clipping. Audio source quality is low. Interference from other electronic devices.	Reduce the volume on both the speakers and your computer. Try playing a different audio file or source to check if the issue persists. Move speakers away from other electronic devices that might cause interference.
Speakers not recognized by computer.	Faulty USB port. Driver issue.	Try connecting the speakers to a different USB port on your computer. Restart your computer. Check your computer's Device Manager for any issues with "USB Audio Device" and update or reinstall drivers if necessary.

## 7. SPECIFICATIONS

Brand	Logitech
Model Name	Logitech S150
Item Model Number	980-000028 (DMi EA)
Connectivity Technology	USB
Speaker Type	Computer
Audio Output Mode	Stereo
Speaker Maximum Output Power	1.2 Watts RMS
Frequency Response	90 Hz
Material	Plastic
Color	Black
Item Weight	1.11 pounds
Product Dimensions (LxWxH)	5.75"D x 3"W x 6.75"H
Cable Length	4 ft (approximate, based on description)
Control Method	Button (Volume knob, Mute button)
Compatible Devices	Laptop, Personal Computer

## 8. WARRANTY AND SUPPORT

### 8.1 Limited Warranty


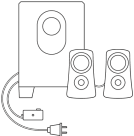
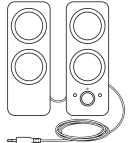
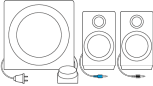


Logitech provides a limited warranty for the S150 Digital Speaker System. Please refer to the original packaging or visit the official Logitech website for detailed warranty terms and conditions specific to your region. This warranty typically covers defects in materials and workmanship under normal use.

### 8.2 Customer Support

For technical assistance, troubleshooting beyond this manual, or warranty claims, please contact Logitech Customer Support. You can find contact information, FAQs, and additional resources on the official Logitech support website:

[Visit Logitech Support](#)

When contacting support, please have your product model number (980-000028) and proof of purchase readily available.

<div>S150 USB STEREO SPEAKERS Complete Setup Guide</div> <div></div> <div>logitech</div>	<p><a href="#">Logitech S150 USB Stereo Speakers: Complete Setup Guide</a></p> <p>Learn how to set up and use your Logitech S150 USB Stereo Speakers with this comprehensive guide. Includes connection instructions and volume adjustment.</p>
<div>Z313 SPEAKER SYSTEM WITH SUBWOOFER Complete Setup Guide 完整設置指南 Z313 2.1</div> <div></div> <div>logitech</div>	<p><a href="#">Logitech Z313 Speaker System with Subwoofer: Complete Setup Guide</a></p> <p>A comprehensive guide to setting up and using the Logitech Z313 2.1 speaker system with subwoofer. Includes instructions for connecting speakers and headphones, and adjusting volume.</p>
<div>Z207 BLUETOOTH® COMPUTER SPEAKERS HAUT-PARLEURS Z207 BLUETOOTH® POUR ORDINATEUR Complete Setup Guide Guide d'installation complet</div> <div></div> <div>logitech</div>	<p><a href="#">Logitech Z207 Bluetooth Computer Speakers: Complete Setup Guide</a></p> <p>This guide provides setup instructions for the Logitech Z207 Bluetooth computer speakers, covering connection, Bluetooth pairing, and volume adjustment.</p>
<div>Z333 SPEAKER SYSTEM WITH SUBWOOFER Complete Setup Guide</div> <div></div> <div>logitech</div>	<p><a href="#">Logitech Z333 Speaker System with Subwoofer: Complete Setup Guide</a></p> <p>Learn how to set up and connect your Logitech Z333 Speaker System with Subwoofer. This guide provides step-by-step instructions for connecting speakers, audio sources, and adjusting volume and bass.</p>
<div>S150 USB STEREO SPEAKERS HAUT-PARLEURS STÉRÉO USB S150 Complete Setup Guide Guide d'installation complet</div> <div></div> <div>logitech</div>	<p><a href="#">Logitech S150 USB Stereo Speakers Setup Guide</a></p> <p>A comprehensive setup guide for the Logitech S150 USB Stereo Speakers, detailing connection and volume adjustment procedures.</p>
<div>S150 USB STEREO SPEAKERS HAUT-PARLEURS STÉRÉO USB S150 Complete Setup Guide Guide d'installation complet</div> <div></div> <div>logitech</div>	<p><a href="#">Logitech S150 USB Stereo Speakers - Setup Guide</a></p> <p>Complete setup and operation guide for the Logitech S150 USB Stereo Speakers, covering connection, volume adjustment, and muting. Features multilingual support.</p>