

Pyle PGST43

Pyle Multi-Guitar Stand

MODEL: PGST43

Universal 7-Slot Display Rack

Introduction

Thank you for purchasing the Pyle Multi-Guitar Stand, Model PGST43. This universal 7-slot display rack is designed to securely hold electric, acoustic, and bass guitars, as well as their cases. Its foldable and portable design makes it ideal for home studios, stages, or any space requiring efficient instrument storage. Constructed with a robust metal frame and featuring no-slip, non-scratch padding, this stand ensures reliable protection and preservation of your valuable instruments.

Safety Information

- Ensure all components are securely fastened before placing instruments on the stand.
- Do not overload the stand beyond its intended capacity of 7 guitars.
- Place the stand on a flat, stable surface to prevent tipping.
- Keep the stand away from high-traffic areas where it might be accidentally bumped.
- Regularly inspect the padding and frame for any signs of wear or damage.

What's in the Box

Verify that all components are present before beginning assembly:



WHAT'S IN THE BOX



Image: All components included in the Pyle Multi-Guitar Stand package. This includes the main frame bars, two padded base bars, a padded top bar with seven neck rests, and a set of screws and washers for assembly.

- Main Frame (Vertical Supports)
- Base Bars (2, with padding)
- Top Bar (with 7 padded neck rests)
- Connecting Rods (2)
- Screws and Washers (for assembly)

Setup and Assembly

The Pyle Multi-Guitar Stand is designed for straightforward assembly. Follow these steps:

1. **Unpack Components:** Carefully remove all parts from the packaging and lay them out on a clean, flat surface. Refer to the "What's in the Box" section to ensure all pieces are present.
2. **Attach Base Bars:** Connect the two padded base bars to the main vertical supports using the provided screws and

washers. Ensure they are aligned correctly and tighten securely.

3. **Install Connecting Rods:** Attach the two connecting rods between the main vertical supports at the lower section. These rods provide additional stability to the base.
4. **Secure Top Bar:** Fasten the top bar, which features the seven padded neck rests, to the upper section of the main vertical supports. Make sure the neck rests are facing forward.
5. **Final Tightening:** Once all components are in place, double-check and tighten all screws to ensure the stand is stable and rigid. Avoid over-tightening, which could damage the frame.



Image: An illustration of the assembled guitar stand, highlighting its rugged construction, velveteen rubber padding, and black powder-coat finish. This image provides a visual reference for the completed assembly.

Operating Instructions

Using your Pyle Multi-Guitar Stand is simple and effective:

1. **Placement:** Position the stand on a level, stable surface in your desired location, ensuring there is enough space

around it for easy access to your instruments.

2. **Loading Guitars:** Gently place your guitars into the designated slots. The body of the guitar should rest on the padded base bars, and the neck should be supported by the padded neck rests on the top bar.
3. **Compatibility:** The stand is universally compatible with electric, acoustic, and bass guitars. It can accommodate up to 7 instruments, depending on their body thickness.
4. **Portability:** For transport or storage, the stand can be easily collapsed. Loosen the assembly screws (do not remove completely) to fold the frame, then re-tighten for compact storage.



Image: The Pyle Multi-Guitar Stand holding a variety of guitars, demonstrating its capacity and universal compatibility. The guitars are securely positioned on the stand's padded supports.

UNIVERSAL GUITAR COMPATIBILITY

**Works with Acoustic, Electric,
Bass guitars, etc.**



Image: A closer view of the stand holding three different types of guitars, emphasizing its universal design for acoustic, electric, and bass instruments.

Maintenance

To ensure the longevity and optimal performance of your Pyle Multi-Guitar Stand, follow these maintenance guidelines:

- **Cleaning:** Wipe down the metal frame with a soft, damp cloth. Avoid abrasive cleaners or solvents that could damage the powder-coat finish.
- **Padding Inspection:** Regularly check the velveteen rubber padding on the base and neck rests for any signs of wear, tears, or degradation. Damaged padding should be replaced to prevent scratches to your instruments.
- **Fastener Check:** Periodically inspect all screws and connections to ensure they remain tight. Re-tighten any loose fasteners to maintain stability.
- **Storage:** When not in use for extended periods, or for transport, collapse the stand and store it in a dry, cool place to prevent rust or material degradation.

Troubleshooting

Problem	Possible Cause	Solution
Stand wobbles or feels unstable.	Loose screws or uneven surface.	Ensure all assembly screws are tightened securely. Move the stand to a flat, level surface.
Guitars slide or are not secure.	Damaged or worn padding.	Inspect the velveteen rubber padding. If damaged, contact Pyle support for replacement parts.
Difficulty collapsing/folding the stand.	Screws are too tight or components are misaligned.	Slightly loosen the main assembly screws (do not remove) to allow for folding. Ensure components are aligned correctly.

Specifications

Feature	Detail
Model Number	PGST43
Material	Alloy Steel
Color	Black
Capacity	Up to 7 Guitars (Electric, Acoustic, Bass)
Product Dimensions (Assembled)	35.04" (D) x 20.87" (W) x 28.74" (H)
Item Weight	4.4 pounds (2 Kilograms)
Finish Type	Powder Coated
Special Features	Lightweight, Portable, Foldable Design, Non-Scratch Padding



DIMENSIONS

Assembled:

(L x W x H): 35.0" x 20.9" x 28.7"



Image: A visual representation of the Pyle Multi-Guitar Stand's assembled dimensions, including its length, width, height, and the spacing between the neck support pegs.







Warranty and Support

For warranty information and technical support, please refer to the documentation included with your purchase or visit the official Pyle website. You can also find additional resources and contact information at www.pyleusa.com.


Please retain your proof of purchase for any warranty claims.

© 2024 Pyle. All rights reserved.

Related Documents - PGST43

	<p>Pyle PGST93 9-Space Foldable Guitar Rack User Manual</p> <p>User manual for the Pyle PGST93 9-Space Foldable Guitar Rack, detailing features, assembly instructions, technical specifications, and parts list for this multi-instrument guitar stand.</p>
	<p>Pyle Beginners 6-String Acoustic Guitar User Guide</p> <p>Comprehensive user guide for the Pyle Beginners 6-String Acoustic Guitar, covering essential information on protection, tuning, string changes, truss rod adjustment, and care.</p>
	<p>Pyle PGA500BR Acoustic Resonator Guitar: Instructions Manual & Care Guide</p> <p>Comprehensive instructions manual for the Pyle PGA500BR 6-String Acoustic Resonator Guitar. Learn about its features, parts, setup, action adjustment, cone care, tuning, and maintenance.</p>
	<p>Pyle 6-String Classic Guitar User Guide: Setup and Tuning</p> <p>Comprehensive user guide for the Pyle 6-String Classic Guitar, covering strap attachment, tuning procedures, and truss rod adjustment. Includes detailed instructions and tips for optimal playability.</p>
	<p>Pyle Beginners 6-String Acoustic Guitar User Guide</p> <p>User guide for the Pyle Beginners 6-String Acoustic Guitar, covering care, tuning, string changes, and truss rod adjustment. Includes information on temperature and humidity protection.</p>
	<p>Pyle 6-String Classic Guitar User Guide: Setup, Tuning, and Truss Rod Adjustment</p> <p>Comprehensive user guide for the Pyle 6-String Classic Guitar, covering strap attachment, guitar tuning, and truss rod adjustment for optimal playability. Includes digital tuner setup.</p>

Documents - Pyle – PGST43



[\[pdf\]](#) User Manual Installation Guide Guide Diagram

Pyle Multi Guitar Stand 7 Holder Foldable Universal Display RackPyle Rack Portable Black With No slip Rubber Padding for Classical Acoustic Electric 81v4eGvk30Lm media amazon images I 81v4eGvk30L |||

User Manual of Product 1: Pyle Multi Guitar Stand 7 Holder Foldable Universal Display Rack - Portable Black Guitar Holder With No slip Rubber Padding for Classical Acoustic, Electric, Bass Guitar and Guitar Bag / Case - **PGST43** MULTI-GUITAR STAND QUICK INSTALLATION GUIDE **PGST43** Thank you for choos...

lang:en score:24 filesize: 487.85 K page_count: 2 document date: 2023-07-13

Model	Part	Desc	Brand	Category	Notes
PT1000A	TV Stand for 101-147" TVs	PT1000A	Pyle	Mounts, Stands, Holders	
PT1000B	TV Stand for 101-147" TVs	PT1000B	Pyle	Mounts, Stands, Holders	
PT1000C	TV Stand for 101-147" TVs	PT1000C	Pyle	Mounts, Stands, Holders	
PT1000D	TV Stand for 101-147" TVs	PT1000D	Pyle	Mounts, Stands, Holders	
PT1000E	TV Stand for 101-147" TVs	PT1000E	Pyle	Mounts, Stands, Holders	
PT1000F	TV Stand for 101-147" TVs	PT1000F	Pyle	Mounts, Stands, Holders	
PT1000G	TV Stand for 101-147" TVs	PT1000G	Pyle	Mounts, Stands, Holders	
PT1000H	TV Stand for 101-147" TVs	PT1000H	Pyle	Mounts, Stands, Holders	
PT1000I	TV Stand for 101-147" TVs	PT1000I	Pyle	Mounts, Stands, Holders	
PT1000J	TV Stand for 101-147" TVs	PT1000J	Pyle	Mounts, Stands, Holders	

[Pyle Mounts, Stands, and Holders Product Catalog](#)

Explore the comprehensive range of Pyle and PylePro mounts, stands, and holders for TVs, computers, musical instruments, microphones, projectors, and tablets. This catalog showcases various solutions for home, office, and professional audio-visual setups.

lang:en score:17 filesize: 12.96 M page_count: 254 document date: 0000-00-00



[Pyle 2018 Product Catalog](#)

This comprehensive catalog showcases the diverse range of consumer electronics offered by Pyle in 2018, covering car audio, marine, home, health, and professional sound solutions.


lang:de score:15 filesize: 18.81 M page_count: 263 document date: 2018-06-15



[Pyle 2017 Product Catalog: Consumer Electronics & Audio/Video Solutions](#)

Explore the Pyle 2017 Product Catalog, a comprehensive guide to PyleUSA's extensive range of consumer electronics, including vehicle audio, home theater systems, marine electronics, and various gadgets designed to enhance everyday applications.

lang:en score:14 filesize: 15.74 M page_count: 271 document date: 2018-01-19



[\[pdf\] User Manual Instructions Specifications](#)

User Manual Sony Tough G Series SDXC UHS II Card 64GB V90 CL10 U3 Max R300MB S W299MB SF
G64T T1 MRW S1 High Speed Uhs USB 3 0 Memory Reader Writer for SD Cards Electronics
91YctLmwGzL m media amazon images I |||

User Manual of Product 1: Pyle Multi Guitar Stand 7 Holder Foldable Universal Display Rack - Portable Black Guitar Holder With No slip Rubber Padding for Classical Acoustic, Electric, Bass Guitar and Guitar Bag / Case - **PGST43** 4-698-730-11 3 SDHC/SDXC Memory Card Carte mmoire SDHC/SDXC SDHC/SDX...

lang:en score:14 filesize: 643.77 K page_count: 3 document date: 0000-00-00