

## Braven B105BBB

# Braven 105 Wireless Portable Bluetooth Speaker

## USER MANUAL

### Product Overview

---

Designed to go where you go, the disc-shaped Braven 105 is a lightweight and durable Bluetooth speaker. Completely waterproof, the Braven 105 is compact enough to fit in your pocket and comes with a versatile elastic strap to hang or attach to virtually anything. Wirelessly stream your music over Bluetooth and answer calls hands-free using the built-in speakerphone with noise-canceling technology. Part of Braven highly acclaimed active Series, the Braven 105 Bluetooth speaker also comes with a versatile action mount accessory that can be used as a stand or mount.

- Certified IPX7 Waterproof rating, resists up to 1m of water submersion for up to 30 minutes.
- Designed for portability with an ultra-compact, pocket-sized shape.
- Rechargeable internal battery offers 8 hours of continuous wireless playtime.



Image: Front view of the Braven 105 Wireless Portable Bluetooth Speaker, showcasing its black finish and speaker grille.

## What's in the Box

---

Your Braven 105 package should contain the following items:

- Braven 105 Bluetooth Speaker
- Charger

## Setup

---

### Charging the Speaker

Before first use, fully charge your Braven 105 speaker. Connect the provided charger to the charging port on the speaker and plug it into a power source. The charging indicator light will show the charging status.

### Powering On/Off

- To power on: Press and hold the Power button until you hear an audible tone or see the indicator light illuminate.
- To power off: Press and hold the Power button again until the speaker powers down.

### Bluetooth Pairing

1. Ensure the Braven 105 is powered on and in pairing mode (indicated by a flashing Bluetooth light).
2. On your device (smartphone, tablet, laptop), go to the Bluetooth settings.
3. Select "Braven 105" from the list of available devices.
4. Once connected, the Bluetooth indicator light on the speaker will become solid, and you will hear a confirmation tone.



Image: Rear view of the Braven 105 speaker, highlighting the charging port and other controls.

## Operating the Speaker

---

### Music Playback

- **Play/Pause:** Press the Play/Pause button once.
- **Volume Up:** Press the Volume Up (+) button.
- **Volume Down:** Press the Volume Down (-) button.
- **Next Track:** Press and hold the Volume Up (+) button.
- **Previous Track:** Press and hold the Volume Down (-) button.

### Call Handling

The Braven 105 features a built-in speakerphone with noise-canceling technology.

- **Answer Call:** Press the Play/Pause button once when a call comes in.
- **End Call:** Press the Play/Pause button once during a call.
- **Reject Call:** Press and hold the Play/Pause button when a call comes in.

### Using the Action Mount

The versatile action mount accessory can be used as a stand or to attach the speaker to various surfaces.



Image: The Braven 105 speaker positioned on its action mount, demonstrating its use as a stand.



Image: The Braven 105 speaker attached to a bicycle handlebar using the action mount, showing its outdoor utility. Note: Handlebar mount not included.

## Maintenance

### Cleaning

To clean your Braven 105, use a soft, damp cloth. Do not use harsh chemicals or abrasive cleaners, as these may damage the speaker's finish or waterproof seals.

### Water Resistance Care

The Braven 105 is IPX7 waterproof. To maintain its waterproof integrity:

- Ensure all port covers are securely closed before exposing the speaker to water.
- Do not submerge the speaker beyond 1 meter for more than 30 minutes.
- After exposure to chlorinated or saltwater, rinse the speaker with fresh water and allow it to dry completely before charging or opening port covers.

### Storage

Store the speaker in a cool, dry place away from direct sunlight and extreme temperatures when not in use for extended periods.

## Troubleshooting

Problem	Possible Cause	Solution
Speaker does not power on.	Battery is depleted.	Charge the speaker using the provided charger.

Problem	Possible Cause	Solution
Cannot pair with Bluetooth device.	Speaker not in pairing mode; device Bluetooth off; too far from speaker.	Ensure speaker is in pairing mode. Turn Bluetooth off/on on your device. Move device closer to speaker (within 10 meters).
No sound or low volume.	Volume too low on speaker or device; speaker not connected.	Increase volume on both speaker and connected device. Re-establish Bluetooth connection.
Sound distortion.	Volume too high; weak Bluetooth signal.	Lower volume. Move device closer to speaker.

## Specifications

Feature	Detail
Model Name	Braven 105
Speaker Type	Outdoor
Special Feature	Portable
Compatible Devices	Laptop, Smartphone, Tablet, Television
Surround Sound Channel Configuration	2.0
Color	Black
Included Components	Bluetooth Speaker, charger
Item Weight	0.44 Pounds (7 ounces)
Is Waterproof	True (IPX7)
Warranty Type	Limited
Control Method	Touch
Wireless Communication Technology	Bluetooth
Speaker Size	1 Inches
Power Source	Battery Powered
Water Resistance Level	Waterproof
Number of Batteries	1 Lithium Ion batteries required.
Audio Driver Type	Dynamic Driver
Bluetooth Range	10 Meters
Product Dimensions	3.8 x 3.8 x 1.3 inches
Speaker Maximum Output Power	8 Hours (Playtime)

## Warranty and Support





The Braven 105 Wireless Portable Bluetooth Speaker comes with a **Limited Warranty**. For specific details regarding warranty coverage, duration, and claims, please refer to the warranty card included with your product or visit the official Braven support website.

For further assistance, technical support, or frequently asked questions, please visit the [Braven Support Page](#) (Note: This is a placeholder link as no specific support URL was provided in the product data.) or contact Braven customer service.

© 2023 Braven. All rights reserved. Model: B105BBB



### Related Documents

	<p><a href="#">Braven BRV-X/2 Rugged Portable Speaker - Features and Specifications</a></p> <p>Discover the Braven BRV-X/2, a rugged, waterproof, and shockproof portable Bluetooth speaker offering 18 hours of playtime, powerful sound with enhanced bass, and convenient USB-C charging. Learn about its features, specifications, and color options.</p>
	<p><a href="#">BRAVEN STRYDE 360 User Guide</a></p> <p>Comprehensive user guide for the BRAVEN STRYDE 360, covering setup, Bluetooth pairing, volume control, charging, waterproof features, and safety information.</p>
	<p><a href="#">BRAVEN FLYE SPORT RUSH User Manual: Pairing, Features, and Support</a></p> <p>Explore the BRAVEN FLYE SPORT RUSH truly wireless earbuds with this comprehensive user manual. Learn how to pair, wear, charge, reset, and utilize all features, including waterproof capabilities and LED indicators. Find support information from ZAGG.</p>
	<p><a href="#">BRAVEN FUSE Quick Start Guide</a></p> <p>A concise guide to setting up, pairing, and operating the BRAVEN FUSE Bluetooth speaker, including key features, controls, and important safety information.</p>