

Behringer PMP2000D

Behringer EUROPOWER PMP2000D User Manual

2000 Watt 14 Channel Powered Mixer with Klark Teknik Multi-FX Processor and Wireless Option

Model: PMP2000D | Brand: Behringer

1. INTRODUCTION

The Behringer EUROPOWER PMP2000D is a high-performance, ultra-compact 2 x 1000-Watt stereo powered mixer designed for a wide range of live sound applications. This unit combines a powerful Class-D amplifier, a versatile 14-channel mixer, and a studio-grade Klark Teknik multi-FX processor into a single, portable device. It is engineered to deliver exceptional sonic performance and reliability for musicians, DJs, and event organizers.

Key features include revolutionary Class-D amplifier technology for enormous power and super-light weight, 9 "Invisible" IMP mic preamps with switchable +48 V phantom power for condenser microphones, and a high-quality KLARK TEKNIK FX processor with 25 presets. The PMP2000D is also "Wireless-ready" for seamless integration with BEHRINGER digital wireless systems (sold separately).

2. IMPORTANT SAFETY INSTRUCTIONS

Please read these instructions carefully before operating the PMP2000D. Retain this manual for future reference. Observe all warnings and follow all instructions to ensure safe and optimal performance.

- **Power Source:** Connect the unit only to an AC power outlet of the specified voltage. Ensure the power cord is not damaged or pinched.
- **Ventilation:** Do not block any ventilation openings. Install in accordance with the manufacturer's instructions, ensuring adequate airflow around the unit.
- **Water and Moisture:** Do not use this apparatus near water or expose it to dripping or splashing. Do not place objects filled with liquids on the apparatus.
- **Heat:** Do not install near any heat sources such as radiators, heat registers, stoves, or other apparatus (including amplifiers) that produce heat.
- **Grounding:** Do not defeat the safety purpose of the polarized or grounding-type plug. A polarized plug has two blades with one wider than the other. A grounding type plug has two blades and a third grounding prong. The wide blade or the third prong are provided for your safety. If the provided plug does not fit into your outlet, consult an electrician for replacement of the obsolete outlet.
- **Servicing:** Refer all servicing to qualified service personnel. Servicing is required when the apparatus has been damaged in any way, such as power-supply cord or plug is damaged, liquid has been spilled or objects have fallen into the apparatus, the apparatus has been exposed to rain or moisture, does not

operate normally, or has been dropped.

3. SETUP

3.1 Unpacking and Inspection

Carefully unpack your PMP2000D and inspect it for any signs of damage that may have occurred during transit. If damage is found, contact your dealer immediately. Retain the original packing materials for future shipping or storage.

3.2 Placement

Place the mixer on a stable, flat surface. Ensure there is sufficient space around the unit for proper ventilation to prevent overheating. Avoid placing it near direct heat sources or in direct sunlight. The unit is designed for indoor use.

3.3 Power Connection

Connect the supplied AC power cord to the PMP2000D's power inlet and then to a suitable grounded electrical outlet. Ensure the power switch on the mixer is in the OFF position before connecting to power.

3.4 Connecting Speakers

The PMP2000D features two powerful amplifiers. Connect your passive loudspeakers to the speaker outputs on the rear panel. Ensure the impedance of your speakers matches the recommended impedance range of the mixer (typically 4-8 ohms per channel). Use high-quality speaker cables for optimal sound transmission.



Figure 3.4.1: Front panel overview of the PMP2000D, illustrating the layout of channels, effects, and master controls.

3.5 Connecting Microphones and Instruments

Use XLR cables for microphones and 1/4-inch TS/TRS cables for line-level instruments or other audio sources. The PMP2000D offers 9 mono channels with XLR and 1/4-inch inputs, and additional stereo channels for various connections. For condenser microphones, activate the +48V phantom power switch located on the main section.



Figure 3.5.1: Angled view of the PMP2000D, showing the various input jacks for microphones and line-level devices.

3.6 Initial Power-Up

After all connections are made, ensure all channel level controls and the main level control are set to minimum. Power on the PMP2000D. Gradually increase the main level and then individual channel levels to achieve the desired sound.

4. OPERATING THE PMP2000D

4.1 Channel Controls

- **GAIN:** Adjusts the input sensitivity for each channel. Set this to ensure a strong signal without clipping (indicated by the CLIP LED).
- **EQ (HIGH, MID, LOW):** Three-band equalizer for shaping the tone of each input signal. Adjust to enhance or cut specific frequencies.
- **FX:** Controls the amount of signal sent from the channel to the internal effects processor.
- **LEVEL:** Adjusts the overall volume of the channel in the main mix.

4.2 Main Section Controls

- **MAIN LEVEL:** Controls the overall output volume of the main mix.
- **MONITOR LEVEL:** Adjusts the volume of the monitor output.
- **FX TO MAIN/MON:** Controls the amount of the effects signal sent to the main and monitor outputs.
- **GRAPHIC EQ:** A 7-band stereo graphic equalizer allows for precise frequency shaping of the main and monitor outputs.
- **PHANTOM POWER (+48V):** Activates phantom power for condenser microphones connected to the XLR inputs.

4.3 Klark Teknik Multi-FX Processor

The integrated Klark Teknik FX processor offers 25 high-quality presets including various reverbs, choruses, flangers, delays, and multi-effects. Use the PROGRAM/PARAMETER knob to select an effect and adjust its

specific parameters. The TAP button can be used to set delay times in real-time.



Figure 4.3.1: The Klark Teknik digital effects processor, similar to the one integrated into the PMP2000D, offering various sound enhancements.

4.4 Wireless Option

The PMP2000D is designed to be "Wireless-ready." This means it can seamlessly integrate with Behringer ULM series USB digital wireless microphones (not included). Simply plug the ULM receiver into the dedicated USB port on the mixer to utilize wireless microphone capabilities.

5. MAINTENANCE

Proper maintenance ensures the longevity and optimal performance of your PMP2000D.

- **Cleaning:** Use a soft, dry cloth to clean the exterior of the unit. Do not use abrasive cleaners, solvents, or waxes.
- **Ventilation:** Regularly check that the ventilation openings are clear of dust and debris. Blocked vents can lead to overheating.
- **Storage:** When not in use for extended periods, store the mixer in a cool, dry place, preferably in its original packaging or a protective case.
- **Liquid Exposure:** Avoid spilling liquids on the unit. If liquid enters the chassis, immediately disconnect power and seek professional servicing.

6. TROUBLESHOOTING

This section addresses common issues you might encounter with your PMP2000D.

- **No Power:**
 - Check if the power cord is securely connected to both the mixer and the power outlet.
 - Verify that the power outlet is functional.
 - Check the fuse. If blown, replace with a fuse of the same type and rating.
- **No Sound Output:**
 - Ensure the MAIN LEVEL control is turned up.
 - Check individual channel LEVEL controls and GAIN settings.
 - Verify speaker connections and ensure speakers are functional.
 - Confirm input sources are active and connected correctly.
- **Distorted Sound:**

- Reduce the GAIN on input channels if the CLIP LED is frequently illuminating.
 - Lower the MAIN LEVEL or individual channel levels.
 - Check speaker impedance and ensure it matches the mixer's output.
- **Feedback (High-pitched squeal):**
 - Move microphones further away from speakers.
 - Reduce the GAIN or LEVEL of the offending microphone channel.
 - Use the graphic equalizer to cut frequencies that are causing feedback.
- **Effects Not Working:**
 - Ensure the FX control on the desired channel is turned up.
 - Check the FX TO MAIN/MON controls in the main section.
 - Verify an effect program is selected on the Klark Teknik FX processor.

If these steps do not resolve the issue, please contact qualified service personnel.

7. SPECIFICATIONS

The following are key technical specifications for the Behringer EUROPOWER PMP2000D:

- **Power Output:** 2 x 1000 Watts (stereo)
- **Amplifier Technology:** Class-D
- **Channels:** 14 (9 mono mic/line, 4 stereo line)
- **Mic Preamps:** 9 x "Invisible" IMP mic preamps with +48V phantom power
- **Effects Processor:** Klark Teknik Multi-FX processor with 25 presets
- **Equalization:** 3-band EQ per channel, 7-band stereo graphic EQ on main/monitor outputs
- **Wireless Connectivity:** "Wireless-ready" for Behringer ULM digital wireless system (not included)
- **Item Weight:** 19.84 pounds (9 kg)
- **Product Dimensions:** 17.91 x 9.84 x 10.87 inches (45.5 x 25 x 27.6 cm)
- **Power Source:** Corded Electric



Figure 7.1: Efficiency comparison of Class-D versus Class-AB amplifier technologies, highlighting the superior efficiency of Class-D used in the PMP2000D.

8. WARRANTY AND SUPPORT

For detailed warranty information, please refer to the official Behringer website or the warranty card included with your product. Behringer provides a limited warranty for its products, covering defects in materials and

workmanship under normal use.





If you require technical support, service, or have questions regarding your PMP2000D, please visit the official Behringer support page or contact their customer service department. You can often find FAQs, software updates, and additional documentation online.

For the official User Manual (PDF), please refer to the manufacturer's documentation available online:

[Behringer PMP2000D User Manual PDF](#)

© 2023 Behringer. All rights reserved. Specifications are subject to change without notice.

Related Documents

 <p>快速启动指南</p> <p>EN</p> <p>EUROPOWER PMP2000D</p> <p>2000-Watt 14-Channel Powered Mixer with Klark Teknik Multi-FX Processor and Wireless Option</p>	<p>Behringer EUROPOWER PMP2000D Quick Start Guide</p> <p>Concise guide to setting up and operating the Behringer EUROPOWER PMP2000D 2000-Watt 14-Channel Powered Mixer with Klark Teknik Multi-FX Processor and Wireless Option.</p>
 <p>Quick Start Guide</p> <p>EN</p> <p>EU</p> <p>BE</p> <p>FR</p> <p>PT</p> <p>IT</p> <p>DE</p> <p>ES</p> <p>PL</p> <p>EUROPOWER PMP2000D</p> <p>2000-Watt 14-Channel Powered Mixer with Klark Teknik Multi-FX Processor and Wireless Option</p>	<p>Behringer EUROPOWER PMP2000D Quick Start Guide</p> <p>A quick start guide for the Behringer EUROPOWER PMP2000D, a 2000-Watt 14-Channel Powered Mixer with Klark Teknik Multi-FX Processor and Wireless Option. This guide provides essential information for setting up and operating the device.</p>
 <p>Quick Start Guide</p> <p>EN</p> <p>EU</p> <p>BE</p> <p>FR</p> <p>PT</p> <p>IT</p> <p>DE</p> <p>ES</p> <p>PL</p> <p>EUROPOWER PMP500</p> <p>500-Watt 12-Channel Powered Mixer with Klark Teknik Multi-FX Processor, Compressor, FET Feedback Detection System and Wireless Option</p>	<p>Behringer EUROPOWER PMP500 Quick Start Guide</p> <p>Get started quickly with the Behringer EUROPOWER PMP500, a 500-Watt 12-Channel Powered Mixer. This guide covers essential safety instructions, hook-up diagrams, control descriptions, and getting started procedures for optimal performance.</p>
 <p>Quick Start Guide</p> <p>EN</p> <p>EU</p> <p>BE</p> <p>FR</p> <p>PT</p> <p>EUROPOWER PMP550M</p> <p>500-Watt 5-Channel Powered Mixer with Klark Teknik Multi-FX Processor, FET Feedback Detection System and Wireless Option</p>	<p>Behringer EUROPOWER PMP550M Quick Start Guide</p> <p>A comprehensive quick start guide for the Behringer EUROPOWER PMP550M, a 500-Watt 5-Channel Powered Mixer featuring KLARK TEKNIK Multi-FX, FBQ Feedback Detection, and wireless capabilities. This guide provides essential setup and operational information.</p>




[\[pdf\]](#) Quick Start Guide Guide Warranty

FEEL Prod Grap PH Artwork P0B6B QSG CN A4 2017 01 17 Rev 1 indd mac adizas Behringer

PMP2000D Quick Start Guide Chinese pmp2000d qsg cn synthmanuals manuals behringer quick start guide chinese |||

EUROPOWER **PMP2000D** 2000-Watt 14-Channel Powered Mixer with KLARK TEKNIK Multi-FX Processor and Wireless Option 2 EUROPOWER **PMP2000D** TS 1. 2. 3. 4. 5. 6. 7. 8. 9. 10. 11. 12. 13. 14. 15. 16. ...

lang:en score:55 filesize: 2.24 M page_count: 7 document date: 2017-01-17




[\[pdf\]](#) Quick Start Guide Instructions Guide

P0B6B PMP2000D PMP2000DD QSG BE 0601 AGZ WWcdn mediavalet aunsz musictribe

YVcJqqdh5UCojqBUobumGw GGNaiOn0vUCx5zE69ozfQA Original WW WWQSG ||| ||| Quick Start Guide EUROPOWER PMP2000D 2000-Watt 14-Channel Powered Mixer with Klark Teknik Multi-FX Processor and Wireless Option V 6.0 2 EUROPOWER PMP2000D Important Safety Instructions Terminals marked with this symbol carry electrical cur

Quick Start Guide EUROPOWER **PMP2000D** 2000-Watt 14-Channel Powered Mixer with Klark Teknik Multi-FX Processor and Wireless Option V 6.0 2 EUROPOWER **PMP2000D** Important Safety Instructions Terminals marked with this symbol carry electrical current of sufficient magnitude to constitute risk of electr...

lang:en score:46 filesize: 2.49 M page_count: 20 document date: 2023-06-23



[Behringer EUROPOWER PMP2000D Quick Start Guide](#)

A quick start guide for the Behringer EUROPOWER PMP2000D, a 2000-Watt 14-Channel Powered Mixer with Klark Teknik Multi-FX Processor and Wireless Option. This guide provides essential information for setting up and operating the device.

lang:en score:45 filesize: 3.02 M page_count: 20 document date: 2021-02-11




[\[pdf\]](#) Quick Start Guide Guide Warranty

Quick Start Guide Japanese Mixer Liên Công Suất 2 000w 14 channels FX Behringer PMP2000D QSG
JP mediadl musictribe media PLM data docs P0B6B |||

EUROPOWER **PMP2000D** 2000-Watt 14-Channel Powered Mixer with Klark Teknik Multi-FX Processor and Wireless Option V 5.0 2 EUROPOWER **PMP2000D** . TS 1. 2. 3. 4. 5. 6. 7. 8. 9. 10. 11. 12. 13. 14. 15. 16. 1...


lang:en score:43 filesize: 2.72 M page_count: 7 document date: 2021-02-11



[Behringer EUROPOWER PMP2000D Quick Start Guide](#)

Concise guide to setting up and operating the Behringer EUROPOWER PMP2000D 2000-Watt 14-Channel Powered Mixer with Klark Teknik Multi-FX Processor and Wireless Option.

lang:it score:42 filesize: 2.71 M page_count: 7 document date: 2021-02-11




[\[pdf\]](#) User Manual Owner's Manual Quick Start Guide Instructions Guide

937PMP200D Behringer EUROPOWER PMP2000D CRUTCHFIELD COM JOSH N Europower owner s manual 14 channel powered mixer with effects — 500W max x 2 at 8 ohms Crutchfield crutchfieldonline ImageBank v20161107133200 Manuals 937 |||

Quick Start Guide Visit behringer.com for Full Manual EUROPOWER **PMP2000D** 2,000-Watt 14-Channel Powered Mixer with KLARK TEKNIK Multi-FX Processor and Wireless Option 2 EUROPOWER **PMP2000D** Important Safety Instructions Terminals marked with this symbol carry electrical current of sufficient magni...

lang:en score:41 filesize: 9.43 M page_count: 22 document date: 2016-11-07



[\[pdf\]](#) User Manual Quick Start Guide Instructions Guide

K10S K8 K6 K5 QSG WW BEHRINGER Quick Start Guide Visit behringer for Full Manual EUROPOWER PMP2000D 2 000 Watt 14 Channel Powered Mixer with KLARK TEKNIK Multi FX Processor and Wireless Option 3 Important Safety Instructions LEGAL DISCLAIMER Instrucciones de seguridad m markertek Attachments Manuals Behringer

...


lang:en score:36 filesize: 1.4 M page_count: 13 document date: 2016-11-01



[\[pdf\]](#) Warranty


FEEL Prod Grap PH Approval P0B6B PMP2000D PID 2015 02 01 Rev 1 indd mac adizas Behringer Brosur startelektronik tr behringer |||

Product Information Document Powered Mixers 630108 3 1.1 2000-Watt 14-Channel Powered Mixer with K ... r consumption # 3-Year Warranty Program* # Conceived and designed by BEHRINGER Germany The amazing **PMP2000D** Powered Mixer packs 2,000 Watts of highefficiency Class-D output power, while maintaining a... lang:en score:33 filesize: 625.2 K page_count: 4 document date: 2017-09-20



[\[pdf\]](#) User Manual Quick Start Guide Instructions Guide

FEEL Prod Grap PH Artwork P0B6B QSG WW A4 2017 01 17 Rev 1 indd mac adizas accompanying literature Please read the manual Caution To reduce risk of electric shock do not remove top cover or rear section No user serviceable parts inside Refer servicing to qualifi ed personnel fi re expose this appliance rain and moisture Behringer PMP2000D QuicStartGuide proacousticsusa media wysiwyg Quick Start Guide EUROPOWER **PMP2000D** 2000-Watt 14-Channel Powered Mixer with KLARK TEKNIK Multi-FX Processor and Wireless Option 2 EUROPOWER **PMP2000D** Important Safety Instructions Terminals marked with this symbol carry electrical current of sufficient magnitude to constitute risk of electric sho... lang:en score:32 filesize: 2.37 M page_count: 13 document date: 2017-01-17



[pdf] Quick Start Guide Warranty


P0B6B PMP2000D PMP2000DD QSG BE 0601 AGZ JPcdn mediavalet aunsw musictribe

Ze4wyi99dE2mhjQPn9ErIA ygb7t2xGKUmk04 ID7swTA Original JP BEHRINGER EUROPOWER

QSG JPQSG ||| ||| EUROPOWER PMP2000D 2000-Watt 14-Channel Powered Mixer with Klark Teknik Multi-FX Processor and Wireless Option V 6.0 2 EUROPOWER PMP2000D . TS 1. 2. 3. 4. 5. 6. 7. 8. 9. 10. 11. 12. 13. 14. 15. 16. 17. 18. 19. 20. 21. 45C Music Tribe MidasK

EUROPOWER **PMP2000D** 2000-Watt 14-Channel Powered Mixer with Klark Teknik Multi-FX Processor and Wireless Option V 6.0 2 EUROPOWER **PMP2000D** . TS 1. 2. 3. 4. 5. 6. 7. 8. 9. 10. 11. 12. 13. 14. 15. 16. ...

lang:en score:30 filesize: 2.27 M page_count: 7 document date: 2023-06-23




[pdf] Quick Start Guide Instructions Guide

FACE-AVAI-GRAP-PH1_QSG_BE_P0B6B_PMP2000D_A4_WW_2021-02-10_Rev 5 indd Quick tart uide

m media-amazon < b> EUROPOWER PMP2000D 2000-Watt 14-Channel Powered Mixer with Klark Teknik Multi-FX Processor and Wireless Option V 0 A54-00002-88244 B1bJB6s5t7S m images I Start Guide 3 Las terminales marcadas con este símbolo transportan corriente eléctrica de magnitud suficiente como para constituir un riesgo descarga Utilice solo cables altavoz profesionales y alta calidad conectores TS 6 mm o bayoneta prefijados Cualquier otra

Quick Start Guide EUROPOWER **PMP2000D** 2000-Watt 14-Channel Powered Mixer with Klark Teknik Multi-FX Processor and Wireless Option V 5.0 A54-00002-88244 2 EUROPOWER **PMP2000D** Important Safety Instructions Terminals marked with this symbol carry electrical current of sufficient magnitude to constitut...

lang:en score:30 filesize: 2.76 M page_count: 40 document date: 2021-02-11



[pdf] Quick Start Guide Warranty

P0B6B PMP2000D PMP2000DD QSG BE 0601 AGZ CNcdn mediavalet aunsw musictribe

koUILsEdbEqsW7ROz6k QA befS5j H kKkxLg8BphCgA Original CN CNQSG ||| ||| EUROPOWER

PMP2000D 2000-Watt 14-Channel Powered Mixer with Klark Teknik Multi-FX Processor and Wireless Option V 6.0 2 EUROPOWER PMP2000D , TS , , , , , , 1. 2. 3. 4. 5. 6. 7. 8. , 9. , 10. , , 11. 12. , , , , , 13. , 14. , , , , 15.

EUROPOWER **PMP2000D** 2000-Watt 14-Channel Powered Mixer with Klark Teknik Multi-FX Processor and Wireless Option V 6.0 2 EUROPOWER **PMP2000D** , TS , , , , , , , 1. 2. 3. 4. 5. 6. 7. 8. , 9. , 10. , , 11. 12. , , , , , 1...

lang:en score:29 filesize: 2.6 M page_count: 7 document date: 2023-06-23

Product Information Document

Powered Mixers

EUROPOWER
PMP2000D

2000-Watt 14-Channel Powered Mixer with KLARK TEKNIK Multi-FX Processor and Wireless Option



- Ultra compact 2 x 1800-Watt class-D power output
- Revolutionary Class-D amplifier technology increases power, maintains low performance and maximizes light weight
- 7 "Turbo" 600-Watt preamps with variable +14 dB phantom power for consistent performance
- Ultra high-quality KLARK TEKNIK FX processor with 25 presets including reverb, chorus, delay, pitch, filter and various multi-effects
- "Wireless ready" for high-quality Bluetooth digital wireless systems (sold separately)
- 14-channel mixer section features 6 mono and 8 stereo channels
- Effective, acoustically treated 3-band EQ, variable Hi-Pass and Clip LEDs on all stereo channels
- Dual 9-band graphic EQs allow precise frequency correction of monitor and main outputs
- Selectable stereo input (L/R) doubles mono input channels in bridge mono amplifier operation mode
- Adjustable switch mode input for connecting external digital sources
- Internal switch mode power supply, auto low voltage, automatic transient response and zero fan power consumption
- 3-Year "Warranty Program"
- Constructed and designed by BEHRINGER in Germany

Product Information Document

BEHRINGER

[pdf] Warranty

FEEL Prod Grap PH Approval P0B6B PMP2000D PID 2015 02 01 Rev 1 indd mac adizas 3 of 73 7
Product Information Document 2000 Watt 14 Channel Powered Mixer with KLARK TEKNIK Multi FX Processor and Wireless Option Mixers BEHRINGER 204413 media63 music group media PLM data docs mediadl musictribe d1aeri3ty3izns cloudfront net 20
Product Information Document Powered Mixers 630108 3 1.1 2000-Watt 14-Channel Powered Mixer with K ... r consumption # 3-Year Warranty Program* # Conceived and designed by BEHRINGER Germany The amazing **PMP2000D** Powered Mixer packs 2,000 Watts of highefficiency Class-D output power, while maintaining a a...
lang:en score:28 filesize: 8.08 M page_count: 7 document date: 2016-02-01

Quick Start Guide

EN
ES
FR
DE
PT
IT
NL
SE
PL



EUROPOWER PMP2000D
2000-Watt 14-Channel Powered Mixer with Klark Teknik Multi-FX Processor and Wireless Option

1-800-451-7233

behringer

[pdf] Quick Start Guide Instructions Guide

P0B6B PMP2000D PMP2000DD QSG BE 0601 AGZ WW mediadl musictribe media PLM data docs |||
Quick Start Guide EUROPOWER **PMP2000D** 2000-Watt 14-Channel Powered Mixer with Klark Teknik Multi-FX Processor and Wireless Option V 6.0 2 EUROPOWER **PMP2000D** Important Safety Instructions Terminals marked with this symbol carry electrical current of sufficient magnitude to constitute risk of electr...
lang:en score:28 filesize: 2.49 M page_count: 20 document date: 2023-06-23

Product Information Document

Powered Mixers

EUROPOWER
PMP2000D

2000-Watt 14-Channel Powered Mixer with KLARK TEKNIK Multi-FX Processor and Wireless Option



- Ultra compact 2 x 1800-Watt class-D power output
- Revolutionary Class-D amplifier technology increases power, maintains low performance and maximizes light weight
- 7 "Turbo" 600-Watt preamps with variable +14 dB phantom power for consistent performance
- Ultra high-quality KLARK TEKNIK FX processor with 25 presets including reverb, chorus, delay, pitch, filter and various multi-effects
- "Wireless ready" for high-quality Bluetooth digital wireless systems (sold separately)
- 14-channel mixer section features 6 mono and 8 stereo channels
- Effective, acoustically treated 3-band EQ, variable Hi-Pass and Clip LEDs on all stereo channels
- Dual 9-band graphic EQs allow precise frequency correction of monitor and main outputs
- Selectable stereo input (L/R) doubles mono input channels in bridge mono amplifier operation mode
- Adjustable switch mode input for connecting external digital sources
- Internal switch mode power supply, auto low voltage, automatic transient response and zero fan power consumption
- 3-Year "Warranty Program"
- Constructed and designed by BEHRINGER in Germany

Product Information Document

BEHRINGER

[pdf] Warranty

FEEL Prod Grap PH Approval P0B6B PMP2000D PID 2015 02 01 Rev 1 indd mac adizas 204413r2 gear4music media 20 204413 |||
Product Information Document Powered Mixers 630108 3 1.1 2000-Watt 14-Channel Powered Mixer with K ... r consumption # 3-Year Warranty Program* # Conceived and designed by BEHRINGER Germany The amazing **PMP2000D** Powered Mixer packs 2,000 Watts of highefficiency Class-D output power, while maintaining a a...
lang:en score:28 filesize: 8.08 M page_count: 7 document date: 2016-02-01




[\[pdf\]](#) Quick Start Guide Warranty

FEEL Prod Grap PH Artwork P0B6B QSG JP A4 2017 01 17 Rev 1 indd mac adizas PMP2000D media music group PLM data docs

EUROPOWER **PMP2000D** 2000-Watt 14-Channel Powered Mixer with KLARK
TEKNIK Multi-FX Processor and Wireless Option 2 EUROPOWER **PMP2000D** TS 1.
2. 3. 4. 5. 6. 7. 8. 9. 10. 11. 12. 13. 14. 15. 16. 17. 18...

lang:en **score:27** filesize: 2.24 M page_count: 7 document date: 2017-01-17




[\[pdf\]](#) Quick Start Guide Warranty

HYPE Grap PH Artwork P0B6B QSG JP A4 2018 09 28 Rev 1 indd kristienebaquiran PMP2000D Index of media PLM data docs media63 music group |||

EUROPOWER **PMP2000D** 2000-Watt 14-Channel Powered Mixer with KLARK
TEKNIK Multi-FX Processor and Wireless Option 2 EUROPOWER **PMP2000D** TS 1.
2. 3. 4. 5. 6. 7. 8. 9. 10. 11. 12. 13. 14. 15. 16. 17. 18...

lang:en **score:27** filesize: 1.55 M page_count: 7 document date: 2018-10-01




[\[pdf\]](#) Quick Start Guide Warranty

HYPE Grap PH Artwork P0B6B QSG CN A4 2018 09 28 Rev 1 indd kristienebaquiran PMP2000D Index of media PLM data docs media63 music group |||

EUROPOWER **PMP2000D** 2000-Watt 14-Channel Powered Mixer with KLARK
TEKNIK Multi-FX Processor and Wireless Option 2 EUROPOWER **PMP2000D** TS 1.
2. 3. 4. 5. 6. 7. 8. 9. 10. 11. 12. 13. 14. 15. 16. ...

lang:en **score:27** filesize: 1.55 M page_count: 7 document date: 2018-10-01




[pdf] Quick Start Guide Instructions Guide

HYPE Grap PH Artwork P0B6B QSG WW A4 2018 09 28 Rev 1 indd kristienebaquiran PMP2000D Index of media PLM data docs media63 music group |||

Quick Start Guide EUROPOWER **PMP2000D** 2000-Watt 14-Channel Powered Mixer with KLARK TEKNIK Multi-FX Processor and Wireless Option 2 EUROPOWER **PMP2000D** Important Safety Instructions Terminals marked with this symbol carry electrical current of sufficient magnitude to constitute risk of electric sho...

lang:en score:27 filesize: 1.54 M page_count: 13 document date: 2018-10-01



[pdf] User Manual Quick Start Guide Instructions Guide

K10S K8 K6 K5 QSG WW BEHRINGER images static thomann de Parts Express EUROPOWER PMP2000D Quick Start Guide Visit behringer for Full Manual 2 000 Watt 14 Channel Powered Mixer with KLARK TEKNIK Multi FX Processor and Wireless Option 3 Important Safety Instructions LEGAL DISCLAIMER Instrucciones seguridad Terminals marked this symbol carry electrical current of sufficient magnitude to constitute risk electric shock Use only high quality professional speaker cables accompanying literature Please read the manual Caution To reduce do not remove top cover or rear section No user serviceable parts inside Refer servicing qualifi ed personnel fi re expose appliance rain moisture indicates that product must be disposed household waste according WEEE Directive 2012 19 EU your national law This should taken a 384419 pmp2000d 248 6961 channel powered mixer quick start 605782 01U A1OCQAooouDL 204412 pics atg atgdata document express pedocs manuals imagescdn juno co uk im jp na ssl amazon l d1aeri3ty3izns cloudfront net media 20 show light ru 80

...

lang:en score:20 filesize: 1.4 M page_count: 13 document date: 2015-05-14

