

Seagate STEB8000100

Seagate Expansion Desktop 8TB External Hard Drive (STEB8000100) User Manual

1. PRODUCT OVERVIEW

The Seagate Expansion Desktop 8TB External Hard Drive provides substantial storage capacity for your digital files, including photos, movies, and music. Designed for ease of use, it offers a simple drag-and-drop solution for backing up and transferring content. This drive is compatible with Windows computers and can be reformatted for use with Mac systems. It features a USB 3.0 interface for high-speed data transfer and includes built-in power management for energy-efficient operation.

2. WHAT'S IN THE BOX

- Seagate Expansion Desktop Drive 8TB USB 3.0
- 18-inch USB 3.0 Cable
- 18W Power Adapter

3. SETUP INSTRUCTIONS

1. **Connect the Power Adapter:** Plug the 18W power adapter into the drive's power port and then into a wall outlet.
2. **Connect the USB Cable:** Connect the 18-inch USB 3.0 cable to the drive's USB 3.0 port and then to an available USB 3.0 port on your computer. For optimal performance, use a USB 3.0 port. The drive is backward compatible with USB 2.0 ports, but transfer speeds will be limited to USB 2.0.
3. **Automatic Recognition (Windows):** For Windows computers (Windows 8, Windows 7, or later), the drive should be automatically recognized without requiring additional software installation.
4. **Reformatting (Mac):** For Mac computers, the drive will need to be reformatted before use. Refer to your Mac's Disk Utility for instructions on how to reformat the drive.




Image: Rear view of the Seagate Expansion Desktop drive, highlighting the USB 3.0 port and the power port for connection.

4. OPERATING INSTRUCTIONS

- **Data Transfer:** To transfer files, simply drag and drop them into the drive's folder once it appears on your computer.
- **Backup:** Utilize your operating system's built-in backup features or third-party software to create regular backups of your important data to the Seagate Expansion drive.
- **Power Management:** The drive features built-in power management to ensure energy-efficient operation. It may enter a low-power state after a period of inactivity.

5. MAINTENANCE

- **Safe Ejection:** Always safely eject the drive from your computer before disconnecting it to prevent data corruption.
- **Physical Care:** Keep the drive in a stable environment, away from extreme temperatures, moisture, and direct sunlight. Avoid dropping or subjecting the drive to physical shocks.
- **Cleaning:** Use a soft, dry cloth to clean the exterior of the drive. Do not use liquid cleaners or solvents.

6. TROUBLESHOOTING

If you encounter issues with your Seagate Expansion Desktop drive, consider the following:

- **Drive Not Detected:**
 - Ensure the power adapter is securely connected and the drive is receiving power.
 - Verify the USB cable is firmly connected to both the drive and the computer.
 - Try connecting the drive to a different USB port on your computer.
 - Restart your computer.
- **Slow Transfer Speeds:**
 - Ensure you are connected to a USB 3.0 port on your computer for optimal speeds.
 - Check if other applications or processes are heavily utilizing your computer's resources.
- **Mac Compatibility:** If using with a Mac, ensure the drive has been correctly reformatted for macOS.

For further assistance, refer to the official Seagate support website.

7. SPECIFICATIONS

Digital Storage Capacity	8 TB
Hard Disk Interface	USB 3.0
Connectivity Technology	USB
Brand	Seagate
Special Feature	Portable
Hard Disk Form Factor	3.5 Inches
Hard Disk Description	Mechanical Hard Disk
Compatible Devices	Laptop, Mac, PC
Installation Type	Plug In
Color	Black
Item Model Number	STEB8000100
Item Weight	2.09 pounds
Product Dimensions (LxWxH)	6.93 x 4.75 x 1.44 inches
Hard Drive Rotational Speed	7200 RPM (estimated from 7.2E+3 RPM)

8. WARRANTY AND SUPPORT

The Seagate Expansion Desktop 8TB External Hard Drive includes a **1-year limited warranty**. For detailed warranty terms, product registration, and technical support, please visit the official Seagate support website. Keep your purchase receipt as proof of purchase for warranty claims.

9. PRODUCT VISUALS



Figure 1: Front view of the Seagate Expansion Desktop 8TB External Hard Drive, showcasing its textured surface and compact design.




Figure 2: Dimensions of the Seagate Expansion Desktop 8TB External Hard Drive, illustrating its physical size for placement considerations.




Figure 3: Top view of the Seagate Expansion Desktop 8TB External Hard Drive, highlighting the textured pattern across its surface.



Figure 4: Side view of the Seagate Expansion Desktop 8TB External Hard Drive, showing the ventilation pattern designed for heat dissipation.

10. PRODUCT VIDEOS

Your browser does not support the video tag.

Video: An overview of the Seagate Expansion Desktop 8TB Hard Drive, demonstrating its features and ease of use. This video is provided by a seller.

Your browser does not support the video tag.

Video: An honest review of the 8TB Seagate Expansion Hard Drive, highlighting its performance and reliability. This video is provided by a seller.