

## Poly 203500-101

# Poly Voyager 5200 Wireless Headset User Manual

Model: 203500-101

## INTRODUCTION

The Poly Voyager 5200 is a single-ear Bluetooth headset designed for mobile professionals who require clear communication on the go. It features advanced noise-canceling technology and an ergonomic design for all-day comfort. This manual provides essential information for setting up, operating, and maintaining your headset.

Key features include:

- Crystal clear Bluetooth audio quality with triple-mic active Digital Signal Processing (DSP) and wind canceling.
- Up to 7 hours of talk time and a roaming range of up to 98 feet (30 meters).
- Ergonomic design rigorously tested for stability and comfort on a wide range of ear shapes.
- Voice controls for answering/ignoring calls and activating virtual assistants like Siri, Google Assistant, or Cortana.
- Moisture-resistant P2i coating for durability.

## WHAT'S IN THE BOX

Please check the package contents to ensure all items are present:

- Poly Voyager 5200 Mono Bluetooth Headset
- Micro USB to USB-A Charging Cable
- Ear Tips (Small, Medium, Large)

## PRODUCT OVERVIEW

Familiarize yourself with the components of your Poly Voyager 5200 headset:



*Image: Front view of the Poly Voyager 5200 Wireless Headset, showcasing its ergonomic design and control buttons.*

# Wear it comfortably all day

Rigorously tested for stability and comfort on a wide range of ear shapes, so it feels as comfortable on your last call of the day as it did on the first.



*Image: Side view of the Poly Voyager 5200 Wireless Headset, highlighting its over-ear wearing style and comfortable fit.*

## Headset Components:

- **Power Switch:** Located on the main body, used to turn the headset on or off.
- **Call Button:** Typically on the side, used to answer, end, or reject calls.
- **Volume Buttons:** Usually two distinct buttons for increasing and decreasing audio volume.
- **Mute Button:** A dedicated button to mute or unmute the microphone during calls.
- **Microphone Boom:** Extends from the main body to position the microphones closer to your mouth for clear voice pickup.
- **Charging Port:** Micro USB port for connecting the charging cable.
- **Ear Tip:** Replaceable silicone tip that fits into your ear canal for comfort and sound delivery.

## SETUP

### 1. Charging the Headset

Before first use, fully charge your headset. Connect the micro USB end of the charging cable to the headset's charging port and the USB-A end to a USB wall charger or a computer's USB port. The charging indicator light will show the charging status. A full charge takes approximately 1.5 hours and provides up to 7 hours of talk time.

## 2. Pairing with a Mobile Device

To connect your headset to your mobile phone or tablet via Bluetooth:

1. Turn on your headset by sliding the power switch.
2. Activate Bluetooth on your mobile device.
3. Put the headset into pairing mode. This is usually done by pressing and holding the Call button until the indicator light flashes red and blue, or a voice prompt says "pairing."
4. On your mobile device, search for new Bluetooth devices. Select "Poly Voyager 5200" from the list of available devices.
5. If prompted, enter the passcode "0000" (four zeros).
6. Once paired, the headset indicator light will stop flashing and a voice prompt will confirm the connection.

## 3. Fitting the Headset

The Voyager 5200 comes with small, medium, and large ear tips to ensure a comfortable and secure fit. Experiment with different sizes to find the one that best suits your ear. The headset is designed to be worn over the ear, with the microphone boom positioned towards your mouth for optimal voice clarity.

# OPERATING INSTRUCTIONS

## Call Management

- **Answer/End Call:** Press the Call button once.
- **Reject Call:** Press and hold the Call button for 2 seconds.
- **Mute/Unmute:** Press the Mute button during an active call.
- **Transfer Audio:** During a call, press and hold the Call button for 2 seconds to transfer audio between your phone and headset.

## Voice Controls and Assistant

The headset supports voice commands and integration with your phone's virtual assistant:

- When an incoming call rings, you can say "Answer" or "Ignore" to manage the call hands-free.
- Press the dedicated voice control button to activate Siri, Google Assistant, or Cortana on your connected smartphone.

## Audio Streaming

The Voyager 5200 can stream audio from your mobile device, including music, podcasts, and GPS directions. Use your phone's media controls to play, pause, or skip tracks.

## Multi-point Connectivity

Your headset can connect to two mobile devices simultaneously. This allows you to seamlessly switch between calls or audio from different devices without re-pairing.

## MAINTENANCE

### Cleaning

Regularly clean your headset to ensure optimal performance and hygiene. Use a soft, dry cloth to wipe down the headset. For the ear tip, you may gently remove it and clean with a damp cloth and mild soap, ensuring it is completely dry before reattaching.

### Storage

When not in use, store your headset in a cool, dry place away from extreme temperatures and direct sunlight. Avoid storing it with sharp objects that could scratch or damage the device.

## TROUBLESHOOTING

### No Sound or Poor Audio Quality

- Ensure the headset is charged and powered on.
- Check that the headset is properly paired and connected to your device.
- Increase the volume on both the headset and your connected device.
- Move closer to your device; the maximum range is 98 feet (30 meters).
- Ensure there are no obstructions or strong interference sources (e.g., Wi-Fi routers, other Bluetooth devices) between the headset and your device.
- Try re-pairing the headset with your device.

### Cannot Pair Headset

- Ensure the headset is in pairing mode (indicator light flashing red and blue).
- Turn off and then on your mobile device's Bluetooth.
- Delete the headset from your device's Bluetooth list and try pairing again.
- Ensure the headset is not already connected to another device (due to multi-point feature).

### Voice Commands Not Responding

- Ensure your phone's voice assistant is enabled and configured correctly.
- Speak clearly and directly into the microphone.
- Check for firmware updates for your headset via the Poly app (if available).

## SPECIFICATIONS

Feature	Detail
Model Name	Voyager 5200
Connectivity Technology	Bluetooth 5.0
Wireless Communication Technology	Bluetooth
Included Components	Mono Bluetooth headset, micro USB to USB-A charging cable, and ear tips (Small, Medium, Large).
Material	Plastic
Charging Time	1.5 Hours
Compatible Devices	Cellphones
Control Type	Voice Control, Touch
Item Weight	1 Ounces
Water Resistance Level	Water Resistant
Frequency Range	20 Hz-20 KHz
Battery Life	7 Hour
Audio Driver Type	Dynamic Driver
Earpiece Shape	Round
UPC	196337577824
Manufacturer	Poly
Product Dimensions	1 x 1 x 1 inches
Item model number	203500-101
Batteries	1 Lithium Metal battery required (included)
Special features	Noise Cancellation, Microphone Included
Form Factor	On Ear, Over Ear
Color	Black
Ear Placement	In Ear
Noise Control	Active Noise Cancellation

## Plantronics Voyager 5200 - Bluetooth Headset Overview

Your browser does not support the video tag.

*This video provides a general overview of the Plantronics Voyager 5200 Bluetooth Headset, demonstrating its key features and design.*

## Plantronics Voyager 5200 Wireless Bluetooth Headset Demonstration

Your browser does not support the video tag.

*Watch this video for a detailed demonstration of the Plantronics Voyager 5200 Wireless Bluetooth Headset in action, showcasing its functionality and user experience.*

## WARRANTY AND SUPPORT

### Warranty Information


The Poly Voyager 5200 Wireless Headset comes with a 1-year limited warranty in the U.S. For global warranty information and details, please visit the official Poly website at [Poly.com](https://poly.com).






### Customer Support


For further assistance, technical support, or to access additional resources such as FAQs and software downloads, please visit the Poly support website or refer to the contact information provided in your product packaging.

© 2024 Poly. All rights reserved.

### Related Documents - 203500-101

	<p><a href="#">Plantronics Voyager 5200 Series Wireless Headset System User Guide</a></p> <p>Comprehensive user guide for the Plantronics Voyager 5200 Series Wireless Headset System, covering setup, features, troubleshooting, and specifications. Learn how to pair, manage calls, use voice assistants, and maintain your headset.</p>
---	---

	<p><a href="#">Voyager 5200 UC Wireless Headset System User Guide</a></p> <p>Comprehensive user guide for the Poly Voyager 5200 UC Wireless Headset System, covering setup, features, troubleshooting, and specifications.</p>
	<p><a href="#">Plantronics Voyager Focus UC Bluetooth Headset User Guide</a></p> <p>Comprehensive user guide for the Plantronics Voyager Focus UC Bluetooth headset, detailing setup, connection, features like ANC and OpenMic, troubleshooting, and support information.</p>
	<p><a href="#">Poly Voyager 5200 Quick Start Guide - Setup and Usage</a></p> <p>Concise guide for setting up, pairing, and using the Poly Voyager 5200 headset and office base. Learn how to make calls, troubleshoot common issues, and download necessary software.</p>
	<p><a href="#">Poly Voyager 5200 Series Bluetooth Headset User Guide</a></p> <p>User guide for the Poly Voyager 5200 Series Bluetooth headset, covering setup, usage, advanced features, troubleshooting, and safety information.</p>
	<p><a href="#">Voyager 5200 UC Wireless Headset System User Guide</a></p> <p>Comprehensive user guide for the Plantronics Voyager 5200 UC Wireless Headset System, covering setup, features, troubleshooting, and specifications. Learn how to connect, pair, manage calls, and utilize advanced functions like voice assistants and smart sensors.</p>



[Plantronics GSA Schedule Pricelist: Electronic Equipment & Repair Services](#)

Official General Services Administration (GSA) Schedule Pricelist for Plantronics, Inc., detailing electronic equipment, software, and repair services under MAS contract 47QTC A21D0040. Includes product catalog and terms.

lang:en score:13 filesize: 537.5 K page\_count: 34 document date: 2021-01-15