

## KRUPS XB900601

# KRUPS XB900601 Coffee Maker Carafe User Manual

Model: XB900601

## PRODUCT OVERVIEW

This manual provides essential information for the safe and efficient use of your KRUPS XB900601 Coffee Maker Carafe. This black glass carafe is designed for preparing beverages and has a capacity of 1.25 liters, equivalent to 15 small cups or 10 large cups. It is specifically compatible with KRUPS Pro Aroma F309 and Pro Aroma Plus KM321 coffee makers. The carafe features a reinforced ring to protect against impacts, ensuring durability and longevity. Please read this manual thoroughly before first use and keep it for future reference.



Image 1: The KRUPS XB900601 coffee maker carafe, presented in its retail packaging, highlighting its 1.25-liter capacity.

## SAFETY INSTRUCTIONS

---

- Handle the glass carafe with care to prevent breakage.
- Do not place the hot carafe on cold or wet surfaces.
- Ensure the carafe is clean before each use.
- Keep out of reach of children.
- This carafe is designed for use with compatible KRUPS coffee makers only. Do not use it for other purposes.
- Avoid sudden temperature changes, which can cause the glass to crack.

## SETUP

---

The KRUPS XB900601 carafe is a replacement part designed for easy integration with compatible coffee makers.

1. **Unpacking:** Carefully remove the carafe from its packaging. Inspect for any signs of damage.
2. **Initial Cleaning:** Before first use, wash the carafe and its lid thoroughly with warm, soapy water. Rinse well and dry completely.
3. **Placement:** Ensure your coffee maker is turned off and unplugged. Place the clean carafe securely on the warming plate of your compatible KRUPS coffee maker (Pro Aroma F309 or Pro Aroma Plus KM321). The carafe's reinforced ring should sit flush with the warming plate.



Image 2: The empty KRUPS XB900601 carafe, showing the clear glass construction and measurement markings for up to 15 cups.

## OPERATING INSTRUCTIONS

---

This carafe functions as the collection vessel for brewed coffee. Its operation is directly tied to the coffee maker it is used with.

1. **Brewing:** Once the carafe is correctly positioned on the coffee maker's warming plate, proceed with your coffee maker's standard brewing cycle. The brewed coffee will drip directly into the carafe.
2. **Capacity:** The carafe has a maximum capacity of 1.25 liters, which corresponds to 15 small cups or 10 large cups. Do not overfill.
3. **Serving:** Use the handle for safe pouring. The lid is designed for easy opening and closing.
4. **Keeping Warm:** After brewing, the carafe can remain on the coffee maker's warming plate to keep the coffee warm. Refer to your coffee maker's manual for specific warming plate instructions and duration limits.



Image 3: The KRUPS XB900601 carafe displaying various product information labels, including compatibility details and manufacturer information.

## MAINTENANCE AND CLEANING

---

Regular cleaning will ensure the longevity and hygiene of your carafe.

- **Daily Cleaning:** After each use, empty any remaining coffee. Wash the carafe and lid with warm water and mild dish soap. Use a soft sponge or brush to clean the interior.
- **Dishwasher Safe:** The carafe is dishwasher safe. Place it on the top rack for best results.
- **Stain Removal:** For stubborn coffee stains, fill the carafe with warm water and a small amount of white vinegar or a specialized coffee pot cleaner. Let it soak for 30 minutes to an hour, then scrub and rinse thoroughly.
- **Drying:** Allow the carafe to air dry completely or dry with a clean cloth before storing.
- **Storage:** Store the carafe in a safe place where it will not be easily knocked over or dropped.

## TROUBLESHOOTING

This section addresses common issues related to the carafe itself.

Problem	Possible Cause	Solution
Carafe does not fit coffee maker.	Incorrect model compatibility.	Ensure your coffee maker is a KRUPS Pro Aroma F309 or Pro Aroma Plus KM321. This carafe is not universally compatible.
Coffee leaks when pouring.	Lid not properly seated or damaged.	Check that the lid is securely placed on the carafe. Inspect the lid for any cracks or deformities. Replace if damaged.
Carafe appears cloudy or stained.	Mineral deposits or coffee residue buildup.	Clean thoroughly with warm, soapy water. For stubborn stains, use white vinegar or a coffee pot cleaner as described in the Maintenance section.
Glass is cracked or chipped.	Impact or thermal shock.	Discontinue use immediately. A cracked carafe can be dangerous. Replace with a new KRUPS XB900601 carafe.

## SPECIFICATIONS

Feature	Detail
Brand	KRUPS
Model Number	XB900601
Color	Black
Material	Glass
Capacity	1.25 Liters (15 small cups / 10 large cups)
Product Dimensions (L x W x H)	57 x 26 x 19 cm (approx. 22.4 x 10.2 x 7.5 inches)
Item Weight	380 grams (approx. 0.84 lbs)
Special Feature	Reinforced ring for impact protection
Compatibility	KRUPS Pro Aroma F309, KRUPS Pro Aroma Plus KM321
Dishwasher Safe	Yes



Image 4: The KRUPS XB900601 carafe shown with approximate height and width measurements for reference.


## WARRANTY AND SUPPORT

For information regarding warranty coverage or to obtain support for your KRUPS product, please refer to the documentation provided with your original KRUPS coffee maker or visit the official KRUPS website. As this carafe is a replacement part, its warranty may be covered under the original appliance's warranty or specific terms for accessories. For direct assistance, you may contact KRUPS customer service. Contact details are typically available on the KRUPS official website or through the retailer where the product was purchased.

© 2024 KRUPS. All rights reserved.




This manual is for informational purposes only. Specifications are subject to change without notice.

## Related Documents



### [KRUPS Simply Brew™ 14 Cups\\* with Thermal Carafe User Manual](#)

User manual for the KRUPS Simply Brew™ 14 Cups\* coffee maker (Model KM209D50). Learn about safety, brewing, maintenance, and settings for optimal coffee preparation.

	<p><a href="#">KRUPS Simply Brew 12 Cups Coffee Maker User Manual</a></p> <p>Comprehensive user manual for the KRUPS Simply Brew™ 12 Cups* coffee maker with Thermal Carafe (KM209D50), covering setup, operation, safety, cleaning, and maintenance in English, French, and Spanish.</p>
	<p><a href="#">KRUPS Sensation Espresso Machine User Manual</a></p> <p>Comprehensive user manual for the KRUPS Sensation automatic espresso machine, covering important information, setup, beverage preparation, maintenance, other functions, and troubleshooting. Learn how to use your KRUPS coffee maker for optimal results.</p>
	<p><a href="#">Krups KM207D10 Simply Brew 3-in-1 Filter Coffee Maker Overview</a></p> <p>An overview of the Krups KM207D10 Simply Brew 3-in-1 filter coffee maker, detailing its features and specifications. Includes information on making filter coffee and using pods.</p>

Documents - KRUPS – XB900601



[pdf] Accessories Catalog Label

SEBSI87 Catalogue INTER 2017 LOW 20161607 ACCESSORIES CONSUMABLES Clear and instant information for easily finding products family name accessory identification Tips to help consumers technical icons describing seb group accessori consumabili careservice blog |||

A C C E S S O R I E S CONSUMABLES INTERNATIONAL THE ESSENTIAL 2017 / SEMESTER 1 ACCESSORIES AND ... 389891952 Carafe Grey ZK900110

3507790031711 Carafe Black ZK310 4210101302118 Carafe Black **XB900601**

3507790048351 Carafe White XB900701 3507790048368 Descaling agent x 2 1 stick co...

lang:en score:13 filesize: 27.99 M page\_count: 74 document date: 2017-03-20