

Delta Children 540610-026

Delta Children Fancy Wood Toddler Bed (Model 540610-026) - Instruction Manual

Brand: Delta Children | Model: 540610-026

INTRODUCTION

This manual provides detailed instructions for the assembly, use, and maintenance of your Delta Children Fancy Wood Toddler Bed. Designed with a sophisticated style in a scaled-down size, this bed facilitates an easy transition for your child from a crib to a 'big kid' bed. It features straight lines on the headboard and footboard, along with integrated guardrails for enhanced safety.

Key features of this toddler bed include:

- Fits a full-size crib mattress (mattress, bedding, and pillow not included).
- Strong and sturdy wood construction.
- Transitional style design.
- Low to the ground for easy access for your child.
- Guardrails included on both sides to keep your child safe.
- Easy assembly.
- Tested for lead and other toxic elements to meet or exceed government and ASTM safety standards.
- JPMA certified to meet or exceed all safety standards set by the CPSC & ASTM.

SAFETY INFORMATION

Your child's safety is our top priority. Please read and follow all safety warnings and instructions carefully before assembly and use.

- **JPMA Certified:** This product is JPMA Certified to meet or exceed safety standards set by the CPSC & ASTM.
- **Toxic Element Testing:** The bed has been tested for lead and other toxic elements to ensure it meets or exceeds government and ASTM safety standards.
- **Structural Support:** Includes 11 cross slats and a center leg to ensure proper mattress support and stability.
- **Guardrails:** Integrated guardrails are designed to prevent falls and ensure your child's safety during sleep.
- **Low Height:** The bed's low-to-the-ground design minimizes the risk of injury from falls.

Always supervise your child, especially during the initial transition to a toddler bed.

INCLUDED COMPONENTS

The package for your Delta Children Fancy Wood Toddler Bed includes:

- Headboard
- Footboard
- Side Rails (with integrated guardrails)
- 11 Cross Slats
- Center Leg
- All necessary hardware for assembly

Please ensure all components are present and undamaged before beginning assembly. If any parts are missing or damaged, do not proceed with assembly and contact customer support.

SETUP AND ASSEMBLY

Assembly of the Delta Children Fancy Wood Toddler Bed is designed to be straightforward. All necessary tools and hardware are included. Follow these general steps:

1. Unpack all components and verify against the included parts list.
2. Attach the side rails to the headboard and footboard using the provided hardware.
3. Install the 11 cross slats evenly across the bed frame.
4. Secure the center leg for additional support.
5. Place a standard full-size crib mattress onto the installed slats.

For detailed, step-by-step instructions, please refer to the assembly guide included in your product packaging.



Image: The Delta Children Fancy Wood Toddler Bed in Grey, showcasing its simple and modern design with integrated guardrails.



Image: The toddler bed placed in a child's room, demonstrating its low profile and suitability for young children.



Image: A diagram illustrating the dimensions of the toddler bed: 55.25" L x 30" W x 26.5" H.

OPERATING INSTRUCTIONS

The Delta Children Fancy Wood Toddler Bed is designed for children transitioning from a crib. Its low height allows children to easily get in and out of bed independently. The integrated guardrails provide a secure sleeping environment, preventing accidental falls during the night.

Ensure that a standard full-size crib mattress is used and fits snugly within the bed frame to prevent gaps that could pose a safety hazard.



su_amelie_belle This toddler bed is not only beautiful but sturdy

Image: A child smiling while lying in the toddler bed, demonstrating its comfortable and accessible design.

MAINTENANCE

To maintain the quality and appearance of your Delta Children Fancy Wood Toddler Bed, follow these care instructions:

- **Cleaning:** Wipe the bed frame with a dry cloth. Avoid using abrasive cleaners or strong chemicals, as these may damage the finish.
- **Regular Checks:** Periodically check all screws and fasteners to ensure they are tight. Re-tighten if necessary to maintain structural integrity.
- **Avoid Moisture:** Keep the bed in a dry environment to prevent wood warping or damage.

TROUBLESHOOTING

If you encounter any issues with your Delta Children Fancy Wood Toddler Bed, consider the following:

- **Wobbling:** If the bed feels wobbly, check all assembly connections and ensure screws are securely tightened. Uneven flooring can also contribute to wobbling; try repositioning the bed.
- **Mattress Fit:** Ensure you are using a standard full-size crib mattress. An ill-fitting mattress can create unsafe gaps.

- **Missing Parts:** If you believe parts are missing or damaged, do not attempt to substitute with non-original parts. Contact customer support for replacements.

For further assistance, please refer to the Customer Support section.

SPECIFICATIONS

| Feature | Detail |
|-------------------------|--|
| Product Dimensions | 55.25"L x 30"W x 26.5"H |
| Color | Grey |
| Material Type | Wood |
| Item Weight | 22 Pounds |
| Assembly Required | Yes |
| Age Range (Description) | Toddler |
| Safety Certifications | JPMA Certified, CPSC & ASTM Standards, Greenguard Gold Certified |
| Mattress Compatibility | Full-size crib mattress (not included) |

WARRANTY INFORMATION

This Delta Children Fancy Wood Toddler Bed comes with a Limited Warranty. For specific details regarding coverage and duration, please refer to the warranty documentation included with your purchase. EU spare part availability is guaranteed for 5 years.

CUSTOMER SUPPORT







For any questions, concerns, or assistance with your Delta Children Fancy Wood Toddler Bed, please visit the official Delta Children website or contact their customer service department. Have your model number (540610-026) and purchase information ready for faster service.

OFFICIAL PRODUCT VIDEO

Watch this official video from Delta Children to learn more about the brand and their commitment to quality and safety.

Your browser does not support the video tag.

Video: An overview of the Delta Children brand, highlighting their dedication to safety, quality, and innovation in children's products.

| | |
|---|--|
|  | <p>Delta Children Canton Toddler Bed Assembly Instructions & Safety Guide</p> <p>Comprehensive assembly instructions and safety guidelines for the Delta Children Canton Toddler Bed. Includes parts list, step-by-step diagrams, and important safety warnings.</p> |
|  | <p>Delta Children Archer 4-in-1 Convertible Crib Assembly and Safety Guide</p> <p>Comprehensive assembly instructions and safety guidelines for the Delta Children Archer 4-in-1 Convertible Crib. Learn how to safely assemble, convert to a toddler bed, or full-size bed.</p> |
|  | <p>Delta Children Twin Bed Assembly Instructions</p> <p>Comprehensive assembly instructions for the Delta Children Twin Bed, including a detailed parts list, hardware guide, step-by-step assembly process, safety warnings, care instructions, and warranty information.</p> |
|  | <p>Delta Children Toddler Bed Assembly Instructions</p> <p>Step-by-step assembly instructions for the Delta Children Toddler Bed, including important safety warnings, care and maintenance guidelines, and a detailed parts list. Ensure safe and proper setup for your child's bed.</p> |
|  | <p>Delta Children Twin Bed Assembly Instructions</p> <p>Comprehensive assembly guide for the Delta Children Twin Bed, including detailed steps, parts list, safety warnings, care instructions, and warranty information. Features clear diagrams and part identification for easy setup.</p> |
|  | <p>Delta Children Toddler Sleep & Play Area: Assembly Instructions and Safety Guide</p> <p>Detailed assembly instructions, safety warnings, and care guidelines for the Delta Children Toddler Sleep & Play Area. Includes parts list, step-by-step diagrams, and product information.</p> |