

Delta Children Fancy Wood Toddler Bed

Delta Children Fancy Wood Toddler Bed - Greenguard Gold Certified, Bianca White - Instruction Manual

INTRODUCTION

Thank you for choosing the Delta Children Fancy Wood Toddler Bed. This manual provides essential information for the safe assembly, use, and maintenance of your new toddler bed. Designed for a smooth transition from a crib, this bed offers a secure and comfortable sleeping environment for your child. This product is Greenguard Gold Certified, ensuring it has been tested for over 10,000 chemical emissions and VOCs, contributing to healthier indoor air quality. It is also JPMA certified, meeting or exceeding all safety standards set by the CPSC & ASTM.



Image: The Delta Children Fancy Wood Toddler Bed in Bianca White, showcasing its elegant design and sturdy construction.

Safety Information

Your child's safety is our top priority. Please read and follow all instructions carefully before assembly and use. Keep this manual for future reference.

- **Always** ensure all screws and bolts are securely tightened. Periodically check and re-tighten as needed.
- **Never** use this bed if any parts are missing, damaged, or broken. Contact Delta Children for replacement parts.
- The bed is designed for children transitioning from a crib. Ensure your child is of appropriate age and size for a toddler bed.
- The integrated guardrails are designed to help prevent falls. Do not remove them unless specified for maintenance.
- This product meets or exceeds all safety standards set by the CPSC & ASTM and is JPMA certified.



Image: A visual representation of the Greenguard Gold certification, highlighting the product's commitment to low chemical emissions for a healthier environment.

Setup and Assembly

Assembly of the Delta Children Fancy Wood Toddler Bed is designed to be straightforward. All necessary

tools and hardware are typically included. It is recommended to assemble the bed in the room where it will be used.

1. **Unpack all components:** Carefully remove all parts from the packaging and lay them out on a soft, clean surface to prevent scratches. Verify all parts are present against the included parts list.
2. **Attach side rails:** Securely attach the side rails to the headboard and footboard using the provided hardware. Ensure all connections are tight.
3. **Install mattress support slats:** Place the mattress support slats evenly across the bed frame and secure them according to the instructions. These slats provide a stable base for the mattress.
4. **Final check:** Once assembled, double-check all connections to ensure they are tight and secure. The bed should be stable and free of wobbles.

For detailed visual guidance, refer to the assembly diagrams provided in your product packaging.

OPERATING INSTRUCTIONS

The Delta Children Fancy Wood Toddler Bed is designed for ease of use and safety.

- **Mattress Compatibility:** This toddler bed is designed to fit a standard full-size crib mattress (mattress, bedding, and pillow not included). Ensure the mattress fits snugly within the bed frame to prevent gaps.
- **Child Access:** The bed's low-to-the-ground design allows for easy access for your child, promoting independence while minimizing fall risk.
- **Guardrails:** The integrated guardrails provide added security, preventing your child from rolling out of bed during sleep.

MAINTENANCE AND CARE

Proper care will extend the life and appearance of your toddler bed.

- **Cleaning:** Wipe surfaces with a soft, damp cloth. Avoid abrasive cleaners or strong chemicals, as they may damage the finish.
- **Regular Checks:** Periodically inspect all hardware, joints, and structural components for tightness and wear. Re-tighten any loose fasteners immediately.
- **Avoid Direct Sunlight:** Prolonged exposure to direct sunlight can cause fading or damage to the wood finish.

TROUBLESHOOTING

If you encounter any issues with your toddler bed, consider the following common solutions:

- **Wobbly Bed:** Check all bolts and screws. If any are loose, tighten them firmly. Ensure the bed is on a flat, even surface.
- **Squeaking Noises:** Squeaking can often be resolved by tightening all hardware. If the issue persists, disassemble and reassemble the affected section, ensuring all parts are correctly aligned.
- **Mattress Not Fitting:** Verify that you are using a standard full-size crib mattress. If the mattress is too small, it may create unsafe gaps.

If these steps do not resolve the issue, please contact Delta Children customer support.

SPECIFICATIONS

Feature	Detail
Brand	Delta Children
Model Name	Fancy Wood Toddler Bed
Color	Bianca White
Frame Material	Wood
Assembled Dimensions	55.25"W x 30"D x 26.5"H
Mattress Compatibility	Fits standard full-size crib mattress (not included)
Certifications	Greenguard Gold Certified, JPMA Certified



**Good For Your Child.
Good For The Planet.**
Non-Toxic For A Safe
Kids' Space



Image: A detailed diagram illustrating the assembled dimensions of the Delta Children Fancy Wood Toddler Bed.






WARRANTY AND SUPPORT

Delta Children stands behind the quality of its products. For specific warranty information, please refer to the documentation included with your purchase or visit the official Delta Children website. If you require

assistance with assembly, replacement parts, or have any questions, please contact Delta Children customer support directly.

Contact Information: Please refer to the contact details provided on the product packaging or the official Delta Children website for the most up-to-date support information.

Related Documents - Fancy Wood Toddler Bed

 <p>Delta Children Archer 4-in-1 Convertible Crib Assembly and Safety Guide. This document provides comprehensive assembly instructions and safety guidelines for the Delta Children Archer 4-in-1 Convertible Crib. It includes a parts list, step-by-step diagrams, and important safety warnings. The guide is designed to help parents safely assemble the crib and convert it to a toddler bed or full-size bed.</p>	<p>Delta Children Archer 4-in-1 Convertible Crib Assembly and Safety Guide</p> <p>Comprehensive assembly instructions and safety guidelines for the Delta Children Archer 4-in-1 Convertible Crib. Learn how to safely assemble, convert to a toddler bed, or full-size bed.</p>
 <p>Delta Children Canton Toddler Bed Assembly Instructions & Safety Guide. This document provides comprehensive assembly instructions and safety guidelines for the Delta Children Canton Toddler Bed. It includes a parts list, step-by-step diagrams, and important safety warnings. The guide is designed to help parents safely assemble the toddler bed.</p>	<p>Delta Children Canton Toddler Bed Assembly Instructions & Safety Guide</p> <p>Comprehensive assembly instructions and safety guidelines for the Delta Children Canton Toddler Bed. Includes parts list, step-by-step diagrams, and important safety warnings.</p>
 <p>Delta Children Twin Bed Assembly Instructions. This document provides comprehensive assembly instructions for the Delta Children Twin Bed. It includes a parts list, hardware guide, step-by-step assembly process, safety warnings, care instructions, and warranty information. The guide is designed to help parents safely assemble the twin bed.</p>	<p>Delta Children Twin Bed Assembly Instructions</p> <p>Comprehensive assembly instructions for the Delta Children Twin Bed, including a detailed parts list, hardware guide, step-by-step assembly process, safety warnings, care instructions, and warranty information.</p>
 <p>Delta Children Toddler Bed Assembly Instructions. This document provides step-by-step assembly instructions for the Delta Children Toddler Bed. It includes important safety warnings, care and maintenance guidelines, and a detailed parts list. The guide is designed to help parents safely assemble the toddler bed.</p>	<p>Delta Children Toddler Bed Assembly Instructions</p> <p>Step-by-step assembly instructions for the Delta Children Toddler Bed, including important safety warnings, care and maintenance guidelines, and a detailed parts list. Ensure safe and proper setup for your child's bed.</p>
 <p>Delta Children Twin Bed Assembly Instructions. This document provides comprehensive assembly instructions for the Delta Children Twin Bed. It includes detailed steps, parts list, safety warnings, care instructions, and warranty information. The guide features clear diagrams and part identification for easy setup.</p>	<p>Delta Children Twin Bed Assembly Instructions</p> <p>Comprehensive assembly guide for the Delta Children Twin Bed, including detailed steps, parts list, safety warnings, care instructions, and warranty information. Features clear diagrams and part identification for easy setup.</p>

