

Casio MCW-100H-4AVCF

Casio Heavy Duty Design Watch MCW-100H-4AVCF Orange User Manual

Model: MCW-100H-4AVCF | Brand: Casio

1. PRODUCT OVERVIEW

The Casio Heavy Duty Design Watch MCW-100H-4AVCF is engineered for durability and style, featuring a robust resin case and bezel with striking orange accents. It is designed for active lifestyles, offering reliable timekeeping and advanced features.



Front view of the Casio MCW-100H-4AVCF watch, showcasing its black dial with orange accents and durable resin strap.

Key Features:

- **Heavy-Duty Design with Bold Orange Accents:** Built for durability and style, featuring a robust resin case and bezel with striking orange details for a sporty, rugged look.
- **100M Water Resistance:** Suitable for swimming, snorkeling, and other water-based activities, offering reliable protection up to 100 meters.
- **Chronograph Functionality:** Includes a 1-second stopwatch with a measuring capacity of 29 minutes and 59 seconds, along with 3 dials for stopwatch minutes, seconds, and 24-hour timekeeping.
- **Durable Resin Band & Glass:** Equipped with a tough resin band and scratch-resistant resin glass for long-lasting use in any setting.
- **Convenient Date Display:** Stay organized with a built-in date display, perfect for everyday wear.
- **3-Year Battery Life & Quartz Accuracy:** Powered by a reliable SR920SW battery, delivering ± 20 seconds per month accuracy for dependable timekeeping.

Official Casio Brand Video showcasing the brand's commitment to quality and design.

2. INITIAL SETUP

Setting the Time and Date:

1. **Pull out the Crown:** Gently pull the crown (the knob on the side of the watch) out to the first click for date adjustment, or to the second click for time adjustment.
2. **Adjust the Date:** If at the first click, turn the crown to set the correct date.
3. **Adjust the Time:** If at the second click, turn the crown to move the hour and minute hands to the correct time. Ensure the 24-hour sub-dial also reflects the correct AM/PM.
4. **Push in the Crown:** Once set, push the crown back in to its normal position to start timekeeping.

Chronograph Sub-dial Alignment:

In some cases, the chronograph sub-dials may not be perfectly aligned to zero. This can be adjusted manually:

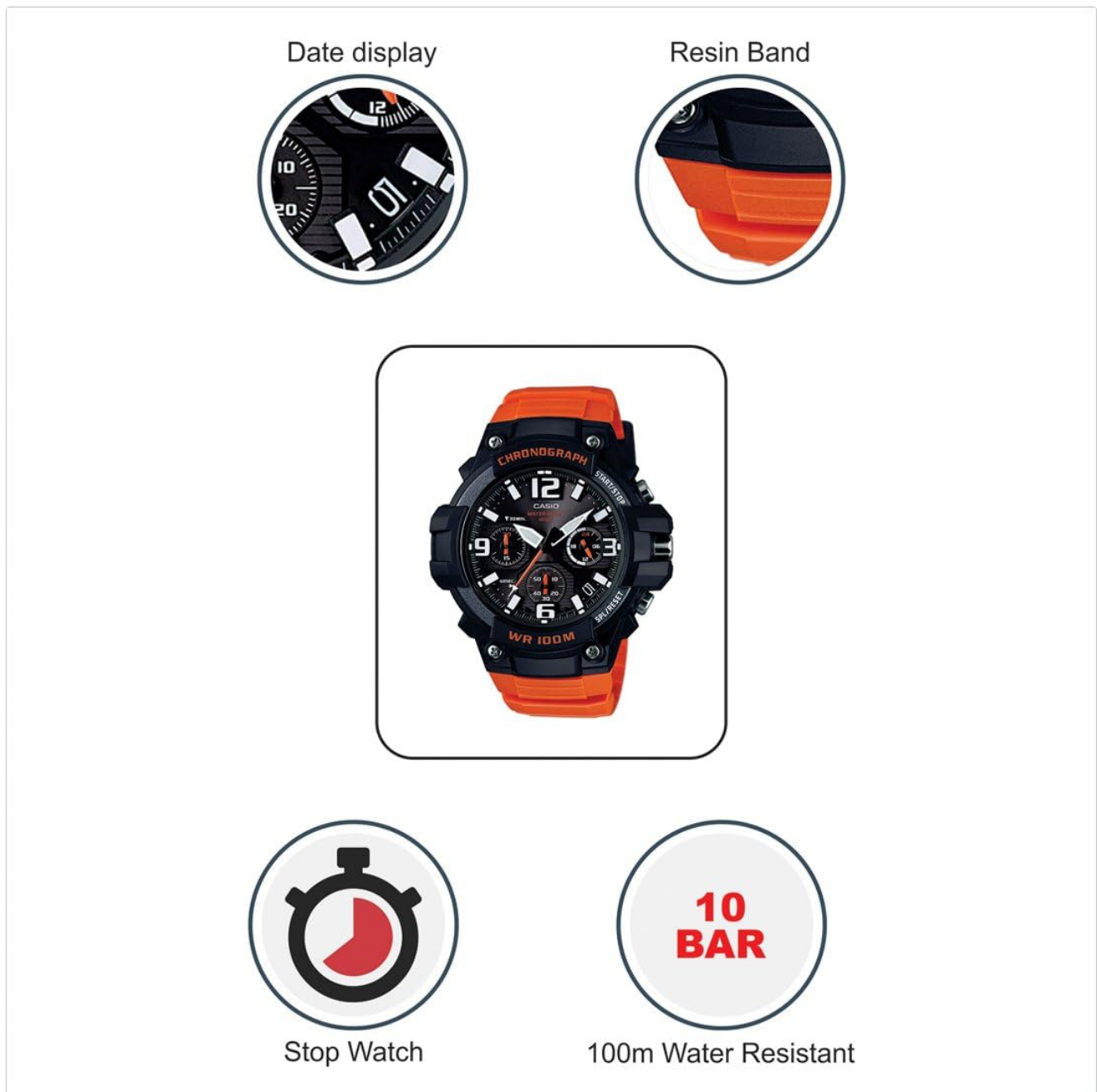
1. **Enter Time Setting Mode:** Pull the crown out to the second click (time setting position).
2. **Adjust Sub-dials:** Use the pushers (buttons) on the side of the watch to move the hands of the chronograph sub-dials to their zero positions. Refer to the watch's specific module number manual for exact button functions if needed.
3. **Return Crown:** Push the crown back in to save the alignment.

3. OPERATING INSTRUCTIONS

Using the Chronograph:

The watch features a 1-second stopwatch with a measuring capacity of 29 minutes and 59 seconds. It includes three sub-dials for precise time measurement.

1. **Start/Stop:** Press the 'START/STOP' pusher (typically the top right button) to begin and end the stopwatch measurement.
2. **Reset:** While the stopwatch is stopped, press the 'SPL/RESET' pusher (typically the bottom right button) to reset the chronograph hands to their zero positions.
3. **Split Time:** During a measurement, press the 'SPL/RESET' pusher to record a split time without stopping the main measurement. Press it again to return to the ongoing measurement.



Visual representation of key features including the chronograph and water resistance.

Demonstration of the Casio MCW-100H-4AV watch's features, including its chronograph functionality.

Water Resistance (100M):

This watch is designed to withstand water pressure up to 100 meters (330 feet). This makes it suitable for:

- Daily use and hand washing
- Showering
- Swimming in pools or shallow water

- Snorkeling

Important: Do NOT operate the crown or pushers while the watch is wet or submerged in water. This can compromise the water resistance.

4. CARE AND MAINTENANCE

Cleaning:

- Wipe the watch regularly with a soft, dry cloth to remove dirt and moisture.
- For stubborn dirt, use a soft cloth dampened with mild soap and water. Rinse thoroughly with clean water and dry completely.
- Avoid using chemical cleaners, solvents, or abrasive materials, as these can damage the resin case and band.

Battery Replacement:

The watch is powered by an SR920SW battery with an approximate 3-year life. When the battery runs low, the watch may exhibit irregular movement or stop. Battery replacement should be performed by a qualified watch technician to ensure proper sealing and water resistance.

Storage:

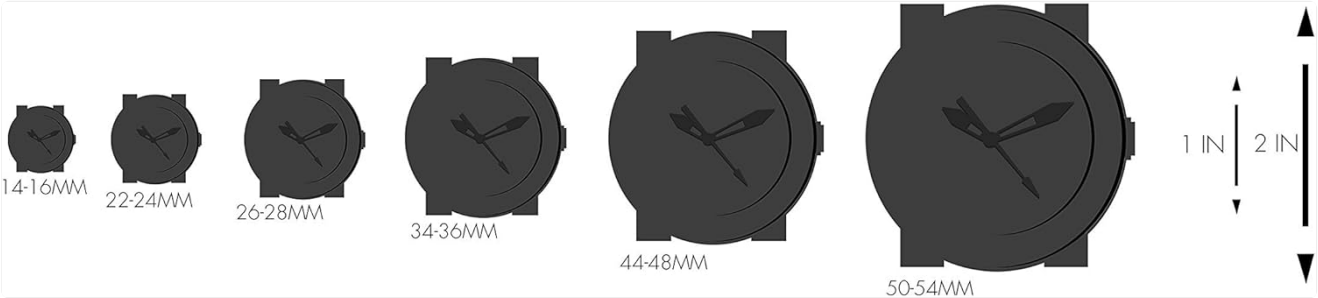
Store your watch in a cool, dry place away from direct sunlight, extreme temperatures, and strong magnetic fields when not in use.

5. TROUBLESHOOTING

Problem	Possible Cause	Solution
Chronograph sub-dials are not aligned to zero.	Impact or movement during shipping/handling.	Follow the 'Chronograph Sub-dial Alignment' steps in the Initial Setup section (Section 2).
Watch stops or timekeeping is inaccurate.	Low battery.	Replace the battery. Contact a qualified watch technician.
Condensation inside the watch.	Sudden temperature changes or compromised water resistance.	Immediately take the watch to a qualified technician for inspection and repair to prevent internal damage.

6. SPECIFICATIONS

Feature	Detail
Model Number	MCW-100H-4AV
Movement	Quartz
Case Material	Resin
Band Material	Resin
Water Resistance	100 meters (330 feet)
Battery Type	SR920SW (included)
Battery Life	Approx. 3 years
Product Dimensions	9.1 x 9.1 x 9.1 inches; 1.76 ounces
Country of Origin	China



General watch size guide for reference.

7. WARRANTY INFORMATION

Casio watches typically come with a limited manufacturer's warranty covering defects in materials and workmanship. The duration and terms of the warranty may vary by region and product. Please retain your proof of purchase for warranty claims.

For detailed warranty information specific to your region, please refer to the warranty card included with your watch or visit the official Casio website.




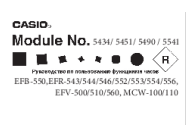


8. CUSTOMER SUPPORT

Should you require assistance with your Casio watch, including technical support, repairs, or general inquiries, please contact Casio customer service through one of the following methods:

- **Online Support:** Visit the official Casio website for FAQs, digital manuals, and online inquiry forms.
- **Phone Support:** Check the Casio website for regional customer service phone numbers.
- **Authorized Service Centers:** For repairs and maintenance, locate an authorized Casio service center near you via the official website.

When contacting support, please have your watch model number (MCW-100H-4AVCF) and proof of purchase readily available.

Related Documents - MCW-100H-4AVCF

	<p>Casio LAW-21 Модуль 2789: Руководство пользователя и характеристики</p> <p>Полное руководство пользователя для часов Casio LAW-21 (Модуль 2789). Содержит инструкции по эксплуатации, уходу, описания режимов работы (текущее время, мировое время, таймер, секундомер, будильник) и технические характеристики.</p>
	<p>Casio BG-2200 Watch: User Manual and Specifications</p> <p>Comprehensive guide to the Casio BG-2200 digital watch (Module 3128), detailing water resistance, time setting, stopwatch, alarm, and general operation.</p>
	<p>Casio G-SHOCK GLS-6900 Watch User Manual and Specifications</p> <p>Comprehensive guide to the Casio G-SHOCK GLS-6900 digital watch, covering timekeeping, alarms, stopwatch, timer, world time, water resistance, and international distributor information.</p>
	<p>CASIO Watch Module 5434/5451/5490/5541 User Manual</p> <p>User manual for CASIO watches with modules 5434, 5451, 5490, and 5541, covering important information, water resistance ratings and care, crown and bezel operations, stopwatch usage, technical specifications, and product details.</p>
	<p>Casio A163WA-1QES Digital Watch: Specifications, Features, and Operation Guide</p> <p>Comprehensive guide to the Casio A163WA-1QES digital watch, detailing its 7-year battery life, water resistance, daily alarm, 1/100-sec stopwatch, microlight, and operational instructions.</p>
	<p>Casio Module 1074 Watch User Manual</p> <p>This user manual provides detailed instructions for operating and maintaining the Casio Module 1074 watch. It covers battery information, water resistance ratings, care instructions, time and date setting, accuracy adjustment, technical specifications, and product details.</p>

