

## PIT BOSS 73340

# Pit Boss 73340 Grill Cover for Wood Pellet Grills Instruction Manual

## 1. PRODUCT OVERVIEW

---

The Pit Boss 73340 Grill Cover is engineered to provide robust protection for your wood pellet grill. Constructed from heavy-duty polyester with PVC backing, this cover is designed to shield your grill from various outdoor elements, including rain, snow, harsh sunlight, and wind. It features a locking drawstring for a secure fit, ensuring comprehensive top-to-bottom coverage.



Figure 1.1: The Pit Boss 73340 Grill Cover, black, shown covering a wood pellet grill.

### Key Features:

- **Compatibility:** Specifically designed to fit Pit Boss 340, 440, and 500FB2 grill models.
- **Secure Fit:** Includes a locking drawstring to cinch tight for optimal coverage and stability.
- **Durable Construction:** Made from PVC-backed polyester for enhanced weather resistance.
- **Dimensions:** Measures approximately 40 inches (width) x 24 inches (depth) x 41 inches (height).
- **Weather Protection:** Offers protection against rain, snow, harsh sunlight, and wind.

## 2. IMPORTANT SAFETY INFORMATION

---

**WARNING:** Keep the grill cover away from heat sources and open flames. Do not use the cover on the grill while it is in operation or still hot. Allow the grill to cool completely before covering.

## 3. SETUP AND INSTALLATION

---

To properly install your Pit Boss 73340 Grill Cover, ensure your grill is completely cool and clean. Follow these steps:

1. Ensure the grill is turned off and has cooled down to ambient temperature.
2. Clean any debris or food particles from the grill's exterior to prevent damage to the cover.
3. Carefully place the cover over the top of your Pit Boss 340, 440, or 500FB2 wood pellet grill.
4. Adjust the cover so it drapes evenly over all sides of the grill.
5. Locate the drawstring at the bottom edge of the cover. Pull the drawstring tight and secure it to ensure the cover remains in place, especially during windy conditions.



Figure 3.1: Side view of the Pit Boss grill cover installed on a wood pellet grill, showcasing its fit.

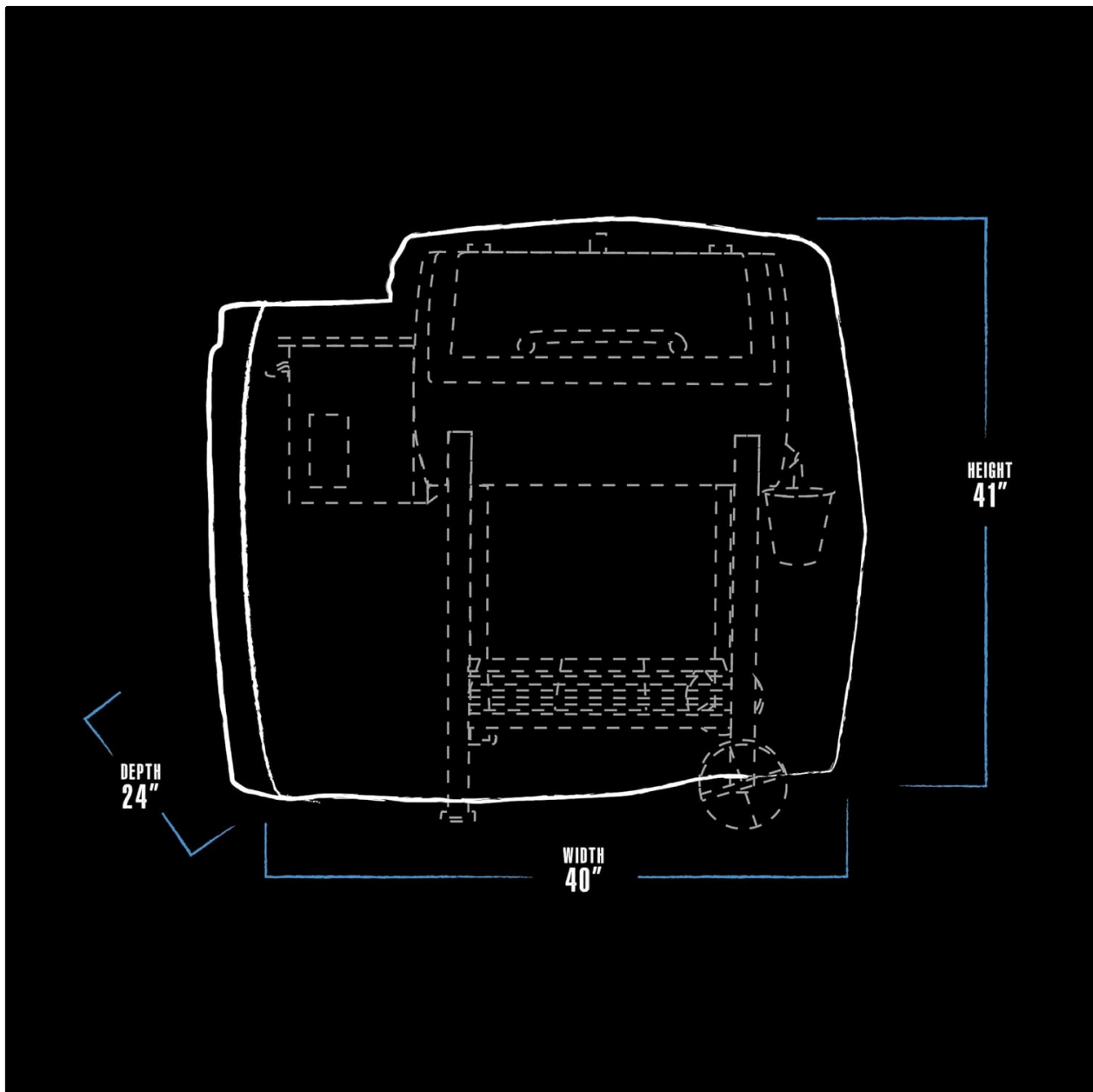


Figure 3.2: Front view of the Pit Boss grill cover installed on a wood pellet grill, displaying the Pit Boss logo.

## 4. OPERATION

The primary operation of the grill cover involves its placement and securing. Once the cover is placed over the grill, utilize the integrated drawstring to tighten the bottom hem. This action prevents the cover from being dislodged by wind and ensures a snug fit, maximizing protection against environmental factors.





Figure 4.1: A close-up view of the drawstring and grommets at the base of the grill cover, used for securing it.

## 5. CARE AND MAINTENANCE

---

Regular care will extend the life and effectiveness of your grill cover:

- **Cleaning:** To clean the cover, wipe it down with a damp cloth and mild soap. Rinse thoroughly with water and allow it to air dry completely before storing or reapplying to the grill.
- **Storage:** When not in use for extended periods, store the cover in a dry, shaded area to prevent unnecessary wear and fading.
- **Inspection:** Periodically inspect the cover for any signs of wear, tears, or damage. Promptly address minor issues to prevent further deterioration.

## 6. TROUBLESHOOTING

---

If you encounter issues with your grill cover, consider the following:

- **Cover Does Not Fit:** Verify that your grill model is one of the compatible models (Pit Boss 340, 440, or 500FB2). Check the dimensions of your grill against the cover's specifications.

- **Cover Blows Off in Wind:** Ensure the drawstring is pulled tight and securely fastened around the base of the grill.
- **Water Accumulation:** Ensure the cover is properly positioned and taut to allow water to run off. Avoid leaving depressions where water can pool.



Figure 6.1: A diagram illustrating the dimensions of the grill cover: 40 inches (width), 24 inches (depth), and 41 inches (height).

## 7. PRODUCT SPECIFICATIONS

Brand	PIT BOSS
Model Number	73340
Material	Polyester, Polyvinyl Chloride
Color	Black
Product Dimensions (L x W x H)	40" x 24" x 41"
Closure Type	Drawstring

Compatible Grill Models	Pit Boss 340, 440, 500FB2
Item Weight	2.46 pounds





## 8. WARRANTY AND SUPPORT

Pit Boss stands behind the quality of its products. This grill cover is backed by a **5-year warranty**, reflecting the brand's commitment to durability and customer satisfaction. For warranty claims, product support, or general inquiries, please refer to the official Pit Boss website or contact their customer service department.

Your browser does not support the video tag.

Video 8.1: An official video from Pit Boss highlighting the features and benefits of Pit Boss grills, demonstrating the brand's commitment to quality and user experience, including warranty information.

### Related Documents - 73340

	<p><a href="#">Pit Boss Grills Best-In-Class Warranty Information</a></p> <p>Explore the Pit Boss Grills best-in-class warranty for wood pellet grills, griddles, charcoal, and gas grills. Understand warranty conditions, exceptions, and how to order replacement parts or service for your Pit Boss outdoor cooking appliance.</p>
	<p><a href="#">Pit Boss PB150PPG Tabletop Wood Pellet Grill &amp; Smoker: User Manual &amp; Recipes</a></p> <p>Get started with your Pit Boss PB150PPG Tabletop Wood Pellet Grill &amp; Smoker. This manual covers assembly, operation, safety, maintenance, troubleshooting, and includes delicious recipes for an enhanced grilling experience.</p>
	<p><a href="#">Pit Boss Laredo 1000 Wood Pellet Grill &amp; Smoker Manual</a></p> <p>Comprehensive instructions and safety information for the Pit Boss Platinum Laredo 1000 Wood Pellet Grill &amp; Smoker. Learn about assembly, operation, maintenance, and troubleshooting.</p>
	<p><a href="#">Pit Boss Pellet Grill: Operation, Controls, and Maintenance Manual</a></p> <p>Your essential guide to the Pit Boss Pellet Grill. Learn about operation, temperature controls, P-settings, startup, shutdown, manual lighting, and maintenance for optimal grilling performance.</p>





[Pit Boss PB850PS2 Pellet Grill User Manual and Operation Guide](#)

Comprehensive guide for the Pit Boss PB850PS2 pellet grill, covering setup, operation, maintenance, safety, and troubleshooting. Learn how to use your Pit Boss grill effectively.



[Pit Boss PB1000SC1 Wood Pellet Grill & Smoker: Assembly and Operation Instructions](#)

Comprehensive assembly and operation manual for the Pit Boss PB1000SC1 Wood Pellet Grill & Smoker, covering safety, setup, usage, maintenance, troubleshooting, and recipes.