

Manuals+

[Q & A](#) | [Deep Search](#) | [Upload](#)

manuals.plus /

- › [Vesta](#) /
- › [Vesta Atlanta 860CFM 30-inch Stainless Steel Range Hood User Manual](#)

Vesta Atlanta 30SS

Vesta Atlanta 860CFM 30-inch Stainless Steel Range Hood User Manual

Model: Atlanta 30SS

INTRODUCTION

This manual provides detailed instructions for the installation, operation, and maintenance of your Vesta Atlanta 860CFM 30-inch Stainless Steel Range Hood. Please read this manual thoroughly before installation and use to ensure proper function and safety. Keep this manual for future reference.



Figure 1: Vesta Atlanta 30-inch Stainless Steel Range Hood

SAFETY INFORMATION

Always follow basic safety precautions when using electrical appliances to reduce the risk of fire, electric shock, or injury to persons.

- Ensure the power supply is disconnected before installation, maintenance, or cleaning.
- Installation must be performed by a qualified technician in accordance with all local codes and standards.
- Do not operate the range hood if the power cord or plug is damaged.
- Maintain proper ventilation in the room when the range hood is used simultaneously with gas or other fuel-burning appliances.
- Clean grease filters regularly to prevent grease accumulation and potential fire hazards.
- Never flambé under the range hood.

PRODUCT OVERVIEW AND FEATURES

The Vesta Atlanta range hood is designed for efficient kitchen ventilation, featuring a robust stainless steel construction and advanced functionalities.

- **Powerful Dual Motors:** Equipped with dual motors providing 860 CFM suction for effective smoke and odor removal.
- **Touch Screen Control Panel:** Features a modern touch screen with clock display, delay shut-off, and filter cleaning reminders.
- **6 Fan Speeds:** Adjustable fan speeds to accommodate various cooking needs.
- **Quiet Performance:** Operates at a maximum noise level of 65dB.
- **LED Lighting:** Dual LED lights provide enhanced cooking visibility with two brightness levels.
- **Versatile Venting Options:** Compatible with 6-inch round, 3.25x10-inch top rectangle, or 3.25x10-inch back rectangle vents.
- **Dishwasher-Safe Baffle Filters:** Easy-to-clean stainless steel baffle filters.
- **Oil Collector:** Includes a long oil tray for convenient grease collection.



Figure 2: Dual Motor System for Enhanced Suction

SETUP AND INSTALLATION

The Vesta Atlanta range hood is designed for under-cabinet mounting. An installation kit and positioning guide are included to assist with the setup process.

Dimensions

Refer to the diagram below for product dimensions to ensure proper fit and clearance.



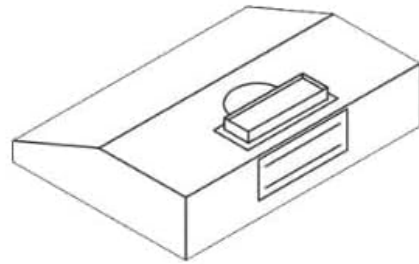
Figure 3: Product Dimensions (29.8" W x 22" D x 7" H)

Venting Options

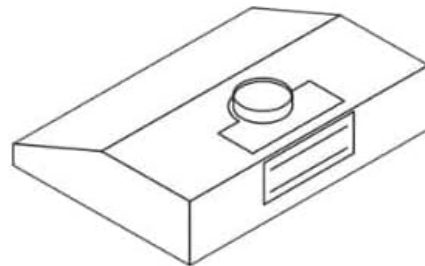
This range hood offers flexible venting solutions. Choose the appropriate vent shape for your installation:

- 6-inch round vent (top)
- 3.25 x 10-inch rectangle vent (top)
- 3.25 x 10-inch rectangle vent (back)

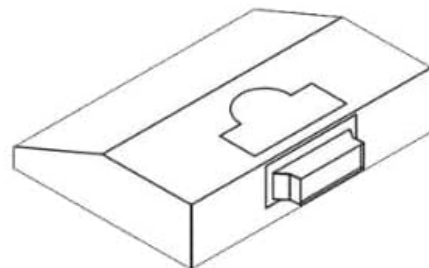
Top Venting 3.25 * 10 inch



Top Venting 6 inch diameter



Back Venting 3.25 * 10 inch



Vesta

Adjustable Venting Shape

Figure 4: Adjustable Venting Shapes

Use the provided positioning guide to mark drilling locations for mounting screws. Ensure the cabinet structure can support the weight of the range hood (approximately 42 pounds).

OPERATING INSTRUCTIONS

The range hood is controlled via an intuitive touch screen panel located on the front.

Vesta

TOUCH CONTROL AND DELAY SHUTOFF



Figure 5: Touch Control Panel

Control Panel Functions:

- **Power Button:** Turns the range hood on or off.
- **Fan Speed Adjustment (+/-):** Increases or decreases the fan speed through 6 available levels.
- **Light Button:** Toggles the LED lights and adjusts brightness between two levels.
- **Timer/Auto Delay Shut-off:** Activates the customizable 1-15 minute timer for automatic shut-off. Press to cycle through delay times.
- **Clock Display:** Shows the current time.
- **Filter Cleaning Reminder:** An indicator will illuminate to remind you when it's time to clean the baffle filters.

MAINTENANCE

Regular maintenance ensures optimal performance and longevity of your range hood.

Cleaning Baffle Filters

The stainless steel baffle filters should be cleaned regularly, especially when the filter cleaning reminder activates. They are

dishwasher safe for convenience.

- Remove the baffle filters by sliding them out of their slots.
- Place the filters in a dishwasher for cleaning or wash them by hand with warm, soapy water.
- Ensure filters are completely dry before re-installing.
- Re-insert the filters into their slots until securely in place.

Dishwasher Friendly Reusable Baffle Filters

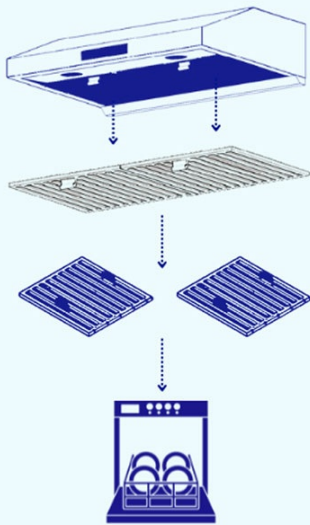


Figure 6: Dishwasher-Safe Baffle Filters

Cleaning the Oil Tray

The long oil tray collects grease and should be emptied and cleaned periodically.

- Carefully slide out the oil tray located at the back of the unit.
- Dispose of collected grease responsibly.
- Wash the tray with warm, soapy water and dry thoroughly.
- Re-insert the oil tray into its designated slot.

Exterior Cleaning

Wipe the stainless steel exterior with a soft cloth and a non-abrasive stainless steel cleaner. Avoid harsh chemicals or abrasive pads that could scratch the surface.

TROUBLESHOOTING

If you encounter issues with your Vesta Atlanta range hood, refer to the following common troubleshooting steps. For problems not listed here, contact customer service.

Problem	Possible Cause	Solution
Range hood does not turn on	No power supply; circuit breaker tripped; loose wiring.	Check power connection; reset circuit breaker; ensure all wiring is secure (consult a technician if unsure).
Low suction power	Clogged filters; improper ducting; external blockage.	Clean baffle filters; check ductwork for obstructions or leaks; ensure proper duct size.
Excessive noise	Loose components; fan obstruction; improper installation.	Check for loose screws or parts; remove any foreign objects from fan blades; verify secure mounting.
Lights not working	Bulb failure; loose connection.	Replace LED bulbs; check light connections.

SPECIFICATIONS

Detailed technical specifications for the Vesta Atlanta 860CFM 30-inch Stainless Steel Range Hood.

Feature	Specification
Model Number	Atlanta 30SS
Air Flow Capacity	860 Cubic Feet Per Minute (CFM)
Material	Stainless Steel
Noise Level	65 dB (maximum)
Mounting Type	Under Cabinet Mount
Controls Type	Touch
Voltage	110 Volts
Number of Speeds	6
Item Weight	42 Pounds
Light Source Type	LED
Filter Type	Baffle
Product Dimensions	29.8 x 22 x 7 inches (W x D x H)
Ventilation Type	Convertible (Top Round, Top Rectangle, Back Rectangle)
Special Features	Auto Fan Shut-Off, Built-In Oil Collector, Grease Filter, LED Lighting, Timer

WARRANTY AND SUPPORT

Vesta is committed to providing reliable products and customer service.






Warranty Information:

- **1-Year Limited Factory Warranty:** Covers defects in materials and workmanship for one year from the date of purchase.
- **Lifetime Motor Warranty:** The dual motors are covered by a lifetime warranty.

For warranty claims or technical assistance, please contact Vesta customer service.

Customer Support:

Phone: (905) 886-5858 (during business days)
Vesta ensures that all customer service inquiries are directed to a qualified specialist.

 <p>Vesta Atlanta User Manual VRH-ATLANTA-30BS/30SS Enjoy Everyday Cooking www.vesta.com Service: 1-800-950-VESTA (37382)</p>	<p>Vesta Atlanta Range Hood User Manual - VRH-ATLANTA-30BS/30SS Installation & Operation</p> <p>This user manual provides detailed instructions for the Vesta Atlanta range hood, model VRH-ATLANTA-30BS/30SS. It covers installation, operation, safety guidelines, maintenance, specifications, and troubleshooting for optimal kitchen ventilation.</p>
 <p>Charlotte User Manual VRH-CHARLOTTE-30SS Vesta Simple Kitchen Solutions</p>	<p>Vesta Charlotte VRH-CHARLOTTE-30SS Range Hood User Manual and Installation Guide</p> <p>Comprehensive user manual and installation guide for the Vesta Charlotte VRH-CHARLOTTE-30SS under cabinet range hood, covering safety, installation, operation, maintenance, and warranty.</p>
 <p>Baltimore User Manual VRH-BALTIMORE-30SS/36SS Vesta Simple Kitchen Solutions</p>	<p>Vesta Baltimore Range Hood User Manual VRH-BALTIMORE-30SS/36SS</p> <p>Comprehensive user manual for the Vesta Baltimore range hood (models VRH-BALTIMORE-30SS/36SS), covering installation, operation, maintenance, safety, and warranty information.</p>
 <p>Vesta Rome User Manual VRH-ROME-30SS Enjoy Everyday Cooking www.vesta.com Service: 1-800-950-VESTA (37382)</p>	<p>Vesta Rome VRH-ROME-30SS Range Hood User Manual</p> <p>Comprehensive user manual for the Vesta Rome VRH-ROME-30SS range hood, covering installation, operation, maintenance, and safety guidelines for optimal kitchen ventilation.</p>
 <p>Vesta User Manual Cincinnati 30SS/WH Vesta Simple Kitchen Solutions</p>	<p>Vesta Cincinnati 30SS/WH Range Hood User Manual and Installation Guide</p> <p>Comprehensive user manual and installation guide for the Vesta Cincinnati 30SS/WH range hood, covering safety, installation steps, operation, maintenance, and troubleshooting.</p>
 <p>Vesta Charlotte User Manual VRH-CHARLOTTE-30SS Enjoy Everyday Cooking www.vesta.com Service: 1-800-950-VESTA (37382)</p>	<p>Vesta Charlotte 30SS Range Hood User Manual</p> <p>User manual for the Vesta Charlotte 30SS range hood, detailing safe installation, operation, maintenance, and troubleshooting for optimal kitchen ventilation.</p>



[\[pdf\]](#) User Manual Instructions Specifications Dimension Guide Accessories

DownloadAtlanta 30 Silver Everyday Series Vesta Kitchen USAAtlanta User Manual 20250707cdn shopify s files 1 0709 8807 1149 Atlanta 20250707 v 1753303543 |||

Atlanta User Manual VRH-ATLANTA-30BS/30SS Enjoy Everyday Cooking

www.vesta.kitchen Service: 1-866- ... 25 Top Round , Top Rectangular , Back

Rectangular 120V/60Hz VRH-**ATLANTA 30SS** VRH-**ATLANTA 30SS** Atlanta 30SS

675487200764 30 29.8 22 7 19.7 kg Stainless Steel Silver Under Cabinet Ducted 6 ,...

lang:en **score:31** filesize: 1.54 M page_count: 68 document date: 2025-07-07



[Vesta Atlanta Range Hood User Manual - VRH-ATLANTA-30BS/30SS Installation & Operation](#)

This user manual provides detailed instructions for the Vesta Atlanta range hood, model VRH-ATLANTA-30BS/30SS. It covers installation, operation, safety guidelines, maintenance, specifications, and troubleshooting for optimal kitchen ventilation.

lang:en **score:31** filesize: 1.54 M page_count: 68 document date: 2025-09-24



[\[pdf\]](#) User Manual Instructions Specifications Dimension Guide Accessories

DownloadComing Soon Saskatchewan 30 White Freestanding Electric Range Vesta Kitchen USAAtlanta

User Manual 20250528cdn shopify s files 1 0709 8807 1149 Atlanta 20250528 v 1748988291 |||

Atlanta User Manual VRH-ATLANTA-30BS/30SS Enjoy Everyday Cooking

www.vesta.kitchen Service: 1-866- ... 25 Top Round , Top Rectangular , Back

Rectangular 120V/60Hz VRH-**ATLANTA 30SS** VRH-**ATLANTA 30SS** Atlanta 30SS

675487200764 30 29.8 22 7 19.7 kg Stainless Steel Silver Under Cabinet Ducted 6 ,...

lang:en **score:31** filesize: 1.54 M page_count: 68 document date: 2025-05-28