

adidas AQ6292

adidas AQ6292 Grade School ZX Flux Split K User Manual

Model: AQ6292

INTRODUCTION

This manual provides essential information for the proper use and care of your adidas AQ6292 Grade School ZX Flux Split K athletic shoes. Please read these instructions carefully to ensure optimal performance and longevity of the product.

SETUP AND FIRST USE

The adidas ZX Flux Split K shoes are designed for easy wear. Follow these steps for initial setup:

1. **Unboxing:** Carefully remove the shoes from their packaging.
2. **Inspection:** Before first use, inspect both shoes for any visible defects or damage.
3. **Lacing:** Ensure the laces are properly threaded through all eyelets. Adjust the laces to achieve a snug, comfortable fit without being too tight.
4. **Fitting:** Slide your foot into the shoe. The heel should sit comfortably in the heel cup, and there should be a small space (about a thumb's width) between your longest toe and the front of the shoe.



Figure 1: Overall view of the adidas ZX Flux Split K shoes. Ensure laces are properly adjusted for comfort.

USAGE GUIDELINES

These adidas ZX Flux Split K shoes are designed for general athletic activities and everyday wear for grade school children. To ensure proper use and comfort:

- **Intended Use:** Suitable for running, walking, and various sports activities on appropriate surfaces.
- **Fit Adjustment:** Periodically check and adjust laces to maintain a secure and comfortable fit, especially during extended periods of activity.
- **Footwear Rotation:** For optimal foot health and shoe longevity, consider rotating between multiple pairs of shoes, especially if used daily for strenuous activities.



Figure 2: Top view of the shoes, showing the lace-up closure for adjustable fit.

CARE AND MAINTENANCE

Proper care will extend the life of your adidas ZX Flux Split K shoes. These shoes are made from synthetic and textile materials.

- **Cleaning:**
 - Remove loose dirt with a soft brush.
 - Mix a small amount of mild soap with cool water.
 - Dampen a cloth or sponge with the soapy water and gently wipe the exterior of the shoes.
 - Wipe off any soap residue with a clean, damp cloth.
 - Do not machine wash or tumble dry.
- **Drying:** Allow shoes to air dry naturally at room temperature. Avoid direct sunlight or heat sources, as this can damage materials.
- **Storage:** Store shoes in a cool, dry place away from direct sunlight when not in use.



Figure 3: Side profile of the shoe, illustrating the synthetic/textile construction that requires gentle cleaning.

TROUBLESHOOTING COMMON ISSUES

Issue	Possible Cause	Solution
Uncomfortable Fit	Laces too tight or too loose; incorrect size.	Adjust laces for a snug but comfortable fit. Ensure the correct size was purchased by referring to the adidas size guide.
Squeaking Noise	Moisture trapped between the insole and outsole; new shoe material friction.	Remove insoles and allow both insoles and shoes to air dry completely. If new, the noise may subside with wear.
Odor Development	Accumulation of sweat and bacteria.	Ensure shoes are thoroughly air-dried after each use. Use shoe deodorizers or baking soda. Consider wearing moisture-wicking socks.

PRODUCT SPECIFICATIONS

- **Model Name:** ZX Flux Split K
- **Model Number:** AQ6292
- **Brand:** adidas
- **Department:** Boys (Grade School)
- **Material:** Synthetic/Textile
- **Closure Type:** Lace-Up
- **Color:** Sun Glow/Red
- **Approximate Package Dimensions:** 11.2 x 6.8 x 3.9 inches
- **Approximate Item Weight:** 1.7 Pounds
- **Date First Available:** May 31, 2016



Figure 4: Rear view of the shoe, highlighting the heel design and sole for stability.

WARRANTY INFORMATION

This product is covered by adidas' standard manufacturer's warranty against defects in materials and




workmanship. For specific details regarding warranty terms, duration, and claims process, please refer to the official adidas website or contact adidas customer service directly. Please retain your proof of purchase for any warranty claims.

CUSTOMER SUPPORT

If you have any questions, concerns, or require assistance with your adidas AQ6292 ZX Flux Split K shoes, please contact adidas customer support through their official website or the contact information provided with your purchase. When contacting support, please have your model number (AQ6292) and proof of purchase available.

Official adidas Website: www.adidas.com

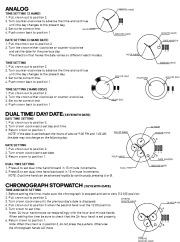
Related Documents - AQ6292

	<p>Adidas Size Charts - SVP Sports Apparel & Footwear Guide</p> <p>Comprehensive Adidas size charts for men's, women's, and kids' apparel, footwear, and accessories. Find your perfect fit with SVP Sports.</p>
	<p>Adidas ARCHIVE_01 Digital Watch Operations Manual & Warranty</p> <p>Comprehensive operations manual for the Adidas ARCHIVE_01 digital watch, covering features, time setting, chronograph operation, water resistance, care, and warranty information.</p>
	<p>Adidas RPD-01 Quick Start Guide: Setup, Controls, and Features</p> <p>Get started with your Adidas RPD-01 headphones. This guide covers setup, pairing, button controls, LED indicators, charging, and cleaning for a seamless audio experience.</p>



[Adidas RPT-02 SOL Headphones User Manual](#)

User manual for the Adidas RPT-02 SOL headphones, covering setup, controls, charging, battery care, cleaning, pairing, resetting, and recycling.



[Adidas Watch Operating Instructions and Model Guide](#)

Comprehensive guide detailing the operation and settings for various Adidas watch models, including time, date, chronograph, alarm, and timer functions.



[Adidas Originals Timepieces: Care Instructions & User Manuals](#)

Comprehensive guide to caring for, adjusting, and operating Adidas Originals timepieces, covering analog, chronograph, digital, and world time watch models. Includes detailed instructions for setting time, date, alarms, stopwatch, and countdown functions.