

[manuals.plus](#) /

- › [Senso](#) /
- › [Senso Bluetooth Headphones User Manual](#)

## Senso activbuds s-250

# Senso Bluetooth Headphones User Manual

Model: activbuds s-250

## INTRODUCTION

Thank you for purchasing the Senso Bluetooth Headphones. These wireless sports earbuds are designed to provide high-fidelity audio with deep bass and crystal clear treble, featuring Bluetooth 4.1 CSR technology and IPX7 waterproof rating. This manual will guide you through the setup, operation, and maintenance of your new headphones to ensure optimal performance and longevity.



Image: Senso Bluetooth Headphones, showcasing their sleek black design with red accents and ear hooks.

## WHAT'S IN THE BOX

Please check the package contents to ensure all items are present:

- Senso Bluetooth Headphones (1 pair)
- Hard Carry Case (1)
- Short Charging Cable (Micro USB) (1)
- Long Charging Cable (Micro USB) (1)
- Dual Car Charger (1)

- Sets of Gel Flex Silicone Ear Tips (Small, Medium, Large)
- User Manual (this document)

# SENSO

**PREMIUM Quality - BONUS Accessories**  
**EXCEPTIONAL Customer Service**



Image: All included accessories for the Senso Bluetooth Headphones, including the headphones, charging cables, ear tips, and carrying case.

## PRODUCT OVERVIEW

The Senso activbuds s-250 are designed for active lifestyles, offering a secure and comfortable fit with advanced audio technology.

- **True HD High Fidelity Sound:** Equipped with Bluetooth 4.1 CSR technology and acoustic components for deep bass and clear treble.
- **IPX7 Waterproof Rating:** Designed to withstand sweat and splashes, making them ideal for sports and workouts.
- **Comfortable and Secure Fit:** Ergonomically designed flexible ear hooks and gel Flex silicone earbuds ensure a stable and fatigue-free experience.
- **Long Battery Life:** Up to 8 hours of music playback and 240 hours of standby time on a single 1.5-hour charge.
- **CVC 6.0 Noise Suppression:** Reduces ambient noise for clearer calls and immersive music listening.

- **Wireless Range:** Connects seamlessly with Bluetooth-enabled devices up to 30 feet away.



Image: Diagram highlighting key features of the Senso Bluetooth Headphones, including IPX7 waterproof rating, HD sound, and comfortable fit.

## SETUP

### 1. Charging the Headphones

Before first use, fully charge your Senso Bluetooth Headphones. A full charge takes approximately 1.5 hours.

1. Locate the Micro USB charging port on the right earbud, usually covered by a small rubber flap.
2. Connect the provided USB charging cable to the headphones and the other end to a USB power source (e.g., computer USB port, wall adapter, or the included car charger).
3. The LED indicator light will turn red during charging and turn blue or off when fully charged.

### 2. Pairing with Your Device

Follow these steps to pair your headphones with a Bluetooth-enabled device:

1. Ensure the headphones are turned off.
2. Press and hold the multi-function button on the right earbud for approximately 5-7 seconds until the LED indicator light flashes red and blue alternately. This indicates pairing mode.
3. On your device (smartphone, tablet, computer), enable Bluetooth and search for new devices.
4. Select "Senso activbuds s-250" (or similar name) from the list of available devices.
5. Once connected, the LED indicator light on the headphones will flash blue slowly or turn solid blue, and you may hear a voice prompt confirming the connection.

*Note:* If prompted for a password, enter "0000". The headphones will automatically attempt to reconnect to the last paired device when turned on.

## OPERATING INSTRUCTIONS

### Controls Overview

All controls are located on the right earbud.

Button/Action	Function
Multi-function Button (MFB)	Press and hold (5-7s): Power On/Off, Enter Pairing Mode Short press: Play/Pause music, Answer/End call Double press: Redial last number Press and hold (1s during call): Reject call
Volume Up (+)	Short press: Increase volume Press and hold: Next track
Volume Down (-)	Short press: Decrease volume Press and hold: Previous track

### Wearing the Headphones

The Senso headphones feature flexible ear hooks for a secure fit. Gently place the earbuds into your ears and adjust the ear hooks over your ears until they feel comfortable and stable. Experiment with the different sizes of silicone ear tips to find the best seal for optimal sound quality and comfort.



Image: Close-up of the Senso Bluetooth Headphones, showing the ear hook design and ear tip for a secure fit.

## MAINTENANCE

Proper care will extend the life of your headphones:

- **Cleaning:** Wipe the headphones with a soft, damp cloth. Do not use harsh chemicals or abrasive cleaners. Remove ear tips and clean them separately with mild soap and water, then dry thoroughly before reattaching.
  - **Storage:** When not in use, store the headphones in the provided hard carry case to protect them from dust, dirt, and physical damage.
  - **Water Exposure:** While IPX7 rated, avoid prolonged submersion in water. Ensure the charging port cover is securely closed to maintain water resistance.
  - **Temperature:** Avoid exposing the headphones to extreme temperatures (hot or cold) as this can affect battery life and overall performance.
-

# Superior HD Sound Quality With CSR Technology

**Bonus Item:  
Sturdy Carry Case**



Image: Senso Bluetooth Headphones alongside their sturdy carry case, emphasizing proper storage.

## TROUBLESHOOTING

If you encounter issues with your headphones, try the following solutions:

Problem	Solution
Headphones won't turn on	Ensure the headphones are fully charged. Connect to a power source and check the charging indicator.

Problem	Solution
Cannot pair with device	Make sure headphones are in pairing mode (flashing red and blue).
	Ensure Bluetooth is enabled on your device and it's within 30 feet of the headphones.
	Forget/delete previous pairings on your device and try pairing again.
	Restart both the headphones and your device.
No sound or low volume	Increase volume on both the headphones and your connected device.
	Ensure headphones are properly connected to your device.
	Check if the audio source is playing.
Sound cutting in/out	Move closer to your device to reduce interference.
	Avoid obstacles between the headphones and your device.
	Ensure no other strong wireless signals are interfering.

## Specifications

Feature	Detail
Model Name	activbuds s-250
Connectivity Technology	Bluetooth
Bluetooth Version	4.1
Bluetooth Range	Up to 30 Feet
Water Resistance Level	IPX7 Waterproof
Battery Life	8 Hours (Music Playback)
Charging Time	1.5 Hours
Noise Control	Active Noise Cancellation (CVC 6.0 Noise Suppression)
Frequency Response	20 Hz - 22 kHz
Headphones Jack	Micro USB
Item Weight	0.16 ounces (approx. 4.54 g)
Product Dimensions	4.9 x 4.7 x 1.3 inches
Material	Silicone
Manufacturer	Senso

## Warranty and Support

Senso Bluetooth Headphones come with a **1-year Manufacturer's Warranty**. This warranty covers defects in materials and workmanship under normal use.


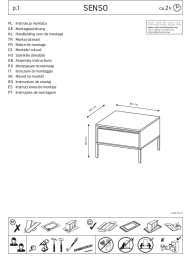


Additionally, a **30-day no-questions-asked return policy** is offered for your peace of mind.

For warranty claims, technical support, or any inquiries, please contact Senso customer service through the retailer where you purchased the product or visit the official Senso website for contact information.

Please retain your proof of purchase for warranty validation.



Related Documents - activbuds s-250

	<p><a href="#">SENSO LETO 12 Installation Guide   SENSO Lighting</a></p> <p>Step-by-step installation instructions and warranty information for the SENSO LETO 12 recessed downlight. Includes safety precautions, technical specifications, and contact details.</p>
	<p><a href="#">SENSO Coffee Table Assembly Instructions</a></p> <p>Step-by-step assembly guide for the SENSO coffee table by MEBLE LASKI KACZOROWSKA SP.K. Includes parts list, textual descriptions of diagrams, safety warnings, and care instructions for proper assembly and maintenance.</p>
	<p><a href="#">Mbits S True Wireless Earbuds User Manual</a></p> <p>User manual for Mbits S True Wireless Earbuds (Model BH481A), detailing setup, power operations, Bluetooth 5.0 pairing, music and call controls, reset, charging, IPX8 waterproofing, touch controls, disposal, and FCC compliance.</p>
	<p><a href="#">SENCOR SEP 540 BT Wireless Earphones User Manual</a></p> <p>Comprehensive user manual for SENCOR SEP 540 BT wireless Bluetooth earphones, detailing features, operation, charging, specifications, and safety guidelines.</p>
	<p><a href="#">Vieta Pro Done 3 MK009 Quick Start Guide</a></p> <p>This guide provides instructions for setting up and using your Vieta Pro Done 3 MK009 wireless earbuds. Learn about what's included, charging, Bluetooth pairing, button controls, technical specifications, safety precautions, and warranty information.</p>

## [SOUL S-PLAY Wireless Earphones: Quick Start Guide & Features](#)

Get started with your SOUL S-PLAY wireless earphones. This guide covers setup, auto-pairing, charging, touch controls, reset procedures, and technical specifications. Learn how to use your SOUL S-PLAY for music, calls, and voice commands.