

manuals.plus /

- › [Bambi](#) /
- › [Bambi Plazma Lane Biscuits 300g \(3 Pack\) Instruction Manual](#)

Bambi Plazma Lane Biscuits 300g

Bambi Plazma Lane Biscuits 300g (3 Pack) Instruction Manual

Model: Plazma Lane Biscuits 300g

PRODUCT OVERVIEW

The Bambi Plazma Lane Biscuits are a classic biscuit product, known for their distinctive flavor and texture. This package contains three 300g packs, totaling 900 grams.



Image: A single 300g pack of Bambi Plazma Lane Biscuits, showing the brand logo and product name.

Key Features:

- **Product Type:** Classic biscuits.
- **Packaging:** Three individual 300g packs.
- **Versatility:** Suitable for consumption with milk, tea, or as an ingredient in desserts.

SETUP AND PREPARATION

Bambi Plazma Lane Biscuits are ready for consumption directly from the package. No complex setup is required.

1. **Unpacking:** Carefully open the outer packaging to access the individual 300g biscuit packs.
2. **Opening Individual Packs:** Tear or cut along the designated opening line on each 300g pack to access the biscuits.

USAGE INSTRUCTIONS

These biscuits can be enjoyed in various ways:

- **Direct Consumption:** Enjoy biscuits straight from the pack as a snack.
- **With Beverages:** Serve with warm or cold milk, tea, or coffee.
- **Dessert Ingredient:** Plasma biscuits are commonly used as a base for cakes, cheesecakes, or other desserts. They can be crushed and mixed with butter for a crust, or used whole in layered desserts.



Image: Plasma biscuits in a food processor, illustrating their use as a dessert ingredient.



Image: A neat row of Plazma biscuits, showcasing their shape and texture.

STORAGE AND MAINTENANCE

Proper storage ensures the freshness and quality of the biscuits.

- **Storage Conditions:** Store in a cool, dry place, away from direct sunlight and strong odors.
- **After Opening:** Once a pack is opened, reseal it tightly or transfer the biscuits to an airtight container to maintain freshness and prevent them from becoming stale.
- **Temperature:** Avoid extreme temperature fluctuations.

TROUBLESHOOTING

While biscuits are generally straightforward, here are solutions to common concerns:

Issue	Solution
Biscuits are stale or soft.	Ensure packs are sealed properly after opening. Store in an airtight container. Humidity can cause softening.
Unusual odor or taste.	Check the expiration date. Ensure biscuits were stored away from strong-smelling foods or chemicals. Discard if quality is compromised.

SPECIFICATIONS

Attribute	Detail
Brand	Bambi

Attribute	Detail
Product Name	Plazma Lane Biscuits
Package Quantity	3 packs
Weight per Pack	300 Grams (10.58 ounces)
Total Weight	900 Grams (approx. 31.5 ounces)
Manufacturer	Bambi
ASIN	B01FZP2QP6
Package Dimensions	9.29 x 7.87 x 4.17 inches

Important Information



Statements regarding dietary supplements have not been evaluated by the FDA and are not intended to diagnose, treat, cure, or prevent any disease or health condition.

Warranty and Support

For food products like Bambi Plazma Lane Biscuits, specific warranties are typically not provided. If you have concerns regarding product quality, packaging, or any other issues, please contact the manufacturer, Bambi, directly through their official customer service channels. Refer to the product packaging for contact details or visit the official Bambi website for support information.

© 2025 Bambi. All rights reserved.
This manual is for informational purposes only.

Related Documents - Plazma Lane Biscuits 300g

	<p>Subaru EyeSight Driver Assistance System: User Guide</p> <p>Comprehensive guide to Subaru's EyeSight driver assistance system, covering features like Adaptive Cruise Control, Pre-Collision Braking, Lane Departure Warning, and handling precautions for optimal safety and performance.</p>
	<p>BMW Advanced Driver Assistance Systems: Features and Benefits</p> <p>Explore BMW's Advanced Driver Assistance Systems (ADAS), including Highway Assistant, Traffic Jam Assistant, Lane Keeping Assistant, Parking Assistant, and more. Learn how these features enhance safety, comfort, and convenience on every drive.</p>



TOYOTA
RAV4 Prime
2023

Owner's Manual Excerpt for Driving Support Systems

Toyota Camry, 2000 2.5i	300
2000 2.5i, 4-door, V-6 engine, automatic	300

This document combines excerpts from the vehicle's Owner's Manual for certain driving support systems.
Refer to the full Owner's Manual for details on all vehicle systems.
All page numbers refer to the page of the Owner's Manual.

Toyota RAV4 Prime 2023: Driving Support Systems & Safety Features

Explore the advanced driving support systems of the Toyota RAV4 Prime 2023, including Toyota Safety Sense 2.5+, Lane Tracing Assist (LTA), and other safety features designed for a secure and comfortable driving experience.



TOYOTA
Camry
2002

Owner's Manual Excerpt for
Driver Support Systems

Toyota Safety Sense 2.5+	2-45
--------------------------------	------

This document contains excerpts from the vehicle's Owner's Manual for certain driver support systems. Refer to the full Owner's Manual for detail on all vehicle systems. All page numbers refer to the page of the Owner's Manual.


[Toyota Camry 2023 Driver Support Systems Owner's Manual Excerpt](#)

An excerpt from the 2023 Toyota Camry Owner's Manual detailing Driver Support Systems, including Toyota Safety Sense 2.5+, Lane Tracing Assist (LTA), and related functions, warnings, and operational conditions.



Understanding Your Vehicle's Advanced Safety Systems

A comprehensive guide to your vehicle's blind spot monitoring, lane departure warning, and other driver assistance features, explaining their functions, operation, and limitations.



Toyota Innova Lane Tracing Assist (LTA) System Guide

A comprehensive guide to the Lane Tracing Assist (LTA) system in the Toyota Innova, detailing its functions, operating conditions, and safety precautions.