

MICTUNING 8542101658

MICTUNING 2nd-Gen CM RGB Rock Lights (4 Pods) Instruction Manual

Model: 8542101658

1. INTRODUCTION

Welcome to your MICTUNING 2nd-Gen CM RGB Rock Lights. This manual provides essential information for the safe and effective installation, operation, and maintenance of your 4-pod waterproof multicolor LED underglow kit. Designed for trucks, pickups, UTVs, SUVs, and ATVs, these lights feature Bluetooth app control and a music mode for customizable lighting effects.

2. WHAT'S IN THE BOX

Verify all components are present before beginning installation:

- 4x LED Rock Lights
- 1x Control Box
- 1x Wire Connector (4-Pin)
- 4x Rubber Pads
- Fasteners (Screws and Nuts)
- User Manual (this document)



LUXURY CM PACKAGE

Coming with all what you need to mount it



11.3 FT


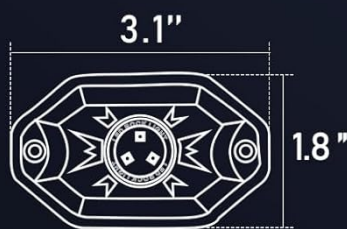




Image showing the complete contents of the MICTUNING 4-Pod RGB Rock Light kit, including four rock light pods, wiring harness, control box, and mounting hardware.

3. KEY FEATURES


- **True Bright RGB:** High-brightness 3-in-1 LED diodes for smooth, uniform color. Frosted lens for 80% light transmittance, ensuring vibrant, natural glow.
- **Stable Bluetooth Connectivity:** Automotive-grade controller chip ensures instant and stable Bluetooth pairing for reliable control.
- **IP68 Waterproof Rating:** Die-cast aluminum housings are dustproof, shockproof, and IP68 waterproof, built for durability in harsh conditions and over 50,000 hours of use.
- **MagicLink App Control:** Control up to 4 sets of MICTUNING lights (X2/CM/Q1 models) simultaneously from one sleek app interface. Customize colors, strobes, and sync to music.
- **Easy Installation:** Compact 3.1"x1.8" rock lights with straightforward wiring for a hassle-free setup process.



A single MICTUNING RGB rock light pod emitting a wide, bright blue light, demonstrating its 120-degree illumination and ultra-bright 720 lumens.



FEAR NO WEATHER



An image illustrating the IP68 waterproof and durable aluminum housing of the MICTUNING rock light, shown partially submerged in water.



USER-FRIENDLY APP

Allows you to control and customize lighting effects easily



A smartphone screen displaying the MICTUNING MagicLink App, showing options for music mode, color selection, group control, and DIY modes for customizing lighting effects.

4. SETUP AND INSTALLATION

Proper installation is crucial for optimal performance and longevity. Always ensure the vehicle's power is disconnected before starting installation.

4.1 Wiring Diagram

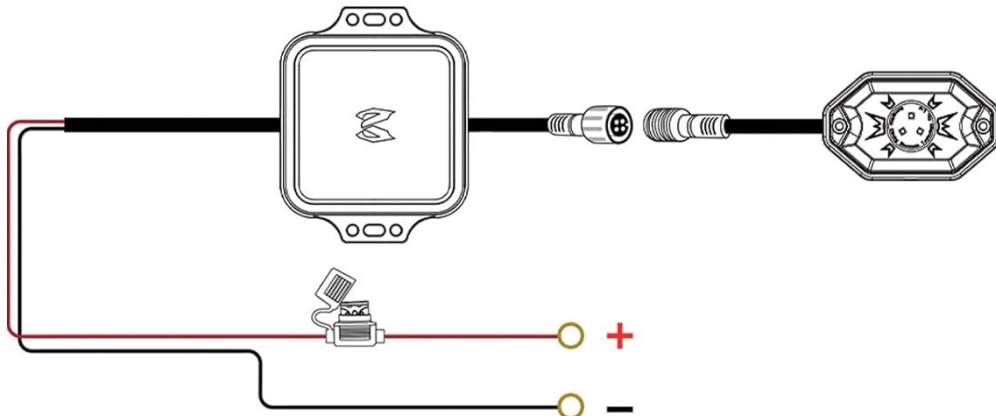
Refer to the diagram below for correct wiring connections:



EASY WIRING



Hassle-free process, save your time



A simplified wiring diagram showing how to connect the MICTUNING rock lights to the control box and vehicle power source, including a fuse for safety.

4.2 Installation Steps

1. **Mounting Location:** Choose suitable locations for each rock light pod, typically under the vehicle, ensuring they are securely fastened and do not interfere with moving parts. The lights are 3.1"x1.8" in size.
2. **Secure Pods:** Use the provided fasteners and rubber pads to mount each rock light pod. Ensure a tight fit to prevent vibration and water ingress.
3. **Connect Wiring:** Connect the rock light pods to the control box using the 4-pin wire connector. Ensure all connections are secure.
4. **Power Connection:** Connect the control box to your vehicle's 12V power source. It is recommended to use a fuse for protection, as indicated in the wiring diagram.
5. **Route Cables:** Securely route all cables away from hot engine parts, sharp edges, and moving components to prevent damage. Use cable ties if necessary.
6. **App Download:** Scan the QR code on the user manual or control box to download the "Mictuning" app.
7. **Bluetooth Pairing:** Open the app and connect to the Bluetooth device. Follow the in-app instructions to pair your rock lights.

5. OPERATION

Your MICTUNING rock lights are controlled via the MagicLink mobile application.

5.1 App Functions

- **Color Selection:** Choose from 16 million colors using the color wheel in the app.
- **Brightness Adjustment:** Adjust the light intensity to your preference.
- **Strobe Speed:** Control the speed of strobe effects.
- **Music Mode:** Sync your lights to music for dynamic lighting effects.
- **DIY Modes:** Create and save custom lighting patterns.
- **Group Control:** Control multiple sets of MICTUNING rock lights (X2/CM/Q1 models) simultaneously from a single app.

Your browser does not support the video tag.

Video demonstrating MICTUNING RGB LED Rock Lights with Bluetooth control, timing function, and music mode.

Your browser does not support the video tag.

A demonstration video highlighting the Bluetooth app control, timing function, and music synchronization capabilities of the MICTUNING 2nd-Gen RGB LED Rock Lights.

6. MAINTENANCE

Regular maintenance ensures the longevity and optimal performance of your rock lights.

- **Regular Cleaning:** Periodically clean the light pods with a soft cloth and mild soap to remove dirt and debris. Avoid abrasive cleaners.
- **Inspect Wiring:** Regularly check all wiring connections for signs of wear, corrosion, or damage. Ensure connections remain tight.
- **Seal Integrity:** Although IP68 rated, inspect the housing and seals for any cracks or damage that could compromise water resistance, especially after off-road use.
- **Software Updates:** Check the app store for any available updates to the MICTUNING MagicLink app to ensure optimal performance and access to new features.

7. TROUBLESHOOTING

If you encounter any issues, refer to the table below for common problems and solutions.

Problem	Possible Cause	Solution
Lights not turning on	No power connection	Check power supply, fuse, and wiring connections.
Lights not turning on	Loose connection	Ensure all connectors are securely plugged in.
Bluetooth connection unstable	Interference or distance	Ensure your phone is within range of the control box. Avoid strong electromagnetic interference.
Lights not responding to app	App or device issue	Restart the app, restart your phone's Bluetooth, or restart the control box by cycling power.

Problem	Possible Cause	Solution
Inconsistent color display	Faulty LED or wiring	Inspect individual light pods for damage. Check wiring for shorts or breaks.
Lights flicker	Unstable power or loose connection	Verify stable 12V power supply. Check all wiring connections for tightness.

If issues persist, contact MICTUNING customer support for further assistance.

8. SPECIFICATIONS

Feature	Detail
Brand	MICTUNING
Model Number	8542101658
Item Dimensions (L x W x H)	7.87 x 5.12 x 5.71 inches
Item Weight	2.64 Pounds
Color	RGB
Form Factor	Pod
Recommended Uses	Vehicle Exterior, Vehicle Interior, Party Lighting, Decorative Lighting
Auto Part Position	Inner
Material	Aluminum
Water Resistance Level	IP68 Waterproof
Number of Pieces	4
Automotive Fit Type	Universal Fit
Voltage	12 Volts
Light Source Type	LED
Special Features	Control 1-4 sets rock light together with one phone, easy app to use, easy to install, many color options, super bright and fantastic light



WIDE APPLICATION



An image displaying the physical dimensions of the MICTUNING rock light pod, showing its length, width, and height for installation planning.

9. WARRANTY AND SUPPORT

Warranty: This MICTUNING product comes with a two-year warranty from the date of purchase.

Customer Support: If you encounter any issues while using your product, please do not hesitate to contact MICTUNING customer support. Our responsive team is committed to assisting you within 24 hours to resolve your problems. For further assistance, visit the official MICTUNING website or refer to the contact information provided with your purchase.