

Coby CEBT-400

Coby CEBT-400 High Intense Bluetooth Sports Earbuds User Manual

MODEL: CEBT-400

1. Introduction

Thank you for purchasing the Coby CEBT-400 High Intense Bluetooth Sports Earbuds. These earbuds are designed to provide wireless audio freedom and superior sound quality for active lifestyles. This manual provides detailed instructions on how to set up, operate, and maintain your earbuds to ensure optimal performance and longevity.

2. Package Contents

Please check the package for the following items:

- Intense Wireless Earbuds with Built-In Mic (CEBT-400)
- USB Charging Cable (not explicitly listed but implied for rechargeable battery)
- User Manual (this document)

3. Product Features

- **Bluetooth Connectivity:** Seamless wireless connection to compatible devices.
- **Built-In Microphone:** For hands-free calling.
- **In-Line Volume Control:** Easy adjustment of audio levels.
- **Tangle-Free Flat Cable:** Designed for convenience and durability.
- **Sweat Resistance:** Suitable for sports and active use.
- **Superior Audio Performance:** Enhanced sound experience.
- **Long Play Time:** Up to 4 hours of music playback on a single charge.

4. Product Overview

Familiarize yourself with the components of your Coby CEBT-400 earbuds:



Image: Coby CEBT-400 High Intense Bluetooth Sports Earbuds. This image displays the white earbuds with black ear hooks, connected by a flat cable. An in-line control panel is visible on the cable, featuring buttons for power/pairing, volume up, and volume down.

Control Panel Functions:

- **Power Button (Center):** Press and hold to power on/off, enter pairing mode.
- **Volume Up Button (+):** Press to increase volume, press and hold to skip to the next track.
- **Volume Down Button (-):** Press to decrease volume, press and hold to skip to the previous track.
- **Microphone:** Integrated for hands-free calls.
- **LED Indicator:** Displays power, charging, and pairing status.
- **Charging Port:** Micro USB port for charging.

5. Setup

5.1. Charging the Earbuds

1. Connect the micro USB end of the charging cable to the charging port on the earbud's in-line control panel.

2. Connect the standard USB end of the cable to a USB power source (e.g., computer USB port, USB wall adapter).
3. The LED indicator will illuminate (typically red) during charging.
4. Once fully charged (approximately 1-2 hours), the LED indicator will change color (typically blue or turn off).
5. Disconnect the charging cable.

Note: Ensure the earbuds are fully charged before first use for optimal battery life.

5.2. Pairing with a Bluetooth Device

1. Ensure the earbuds are turned off.
2. Press and hold the Power button (center button on the in-line control) for approximately 5-7 seconds until the LED indicator flashes red and blue alternately. This indicates the earbuds are in pairing mode.
3. On your Bluetooth-enabled device (smartphone, tablet, etc.), go to the Bluetooth settings and ensure Bluetooth is enabled.
4. Search for available devices. You should see "CEBT-400" or a similar name appear in the list.
5. Select "CEBT-400" to connect.
6. Once successfully paired, the LED indicator on the earbuds will flash blue slowly or turn solid blue, and you may hear an audible confirmation.
7. If prompted for a password, enter "0000".

Note: The earbuds will automatically attempt to reconnect to the last paired device when powered on, if that device's Bluetooth is active and within range.

6. Operating Instructions

6.1. Power On/Off

- **Power On:** Press and hold the Power button for approximately 3 seconds until the LED indicator flashes blue and you hear an audible prompt.
- **Power Off:** Press and hold the Power button for approximately 3-4 seconds until the LED indicator flashes red and you hear an audible prompt.

6.2. Music Playback

- **Play/Pause:** Press the Power button once.
- **Volume Up:** Press the '+' button once.
- **Volume Down:** Press the '-' button once.
- **Next Track:** Press and hold the '+' button for 2 seconds.
- **Previous Track:** Press and hold the '-' button for 2 seconds.

6.3. Call Management

- **Answer/End Call:** Press the Power button once.
- **Reject Call:** Press and hold the Power button for 2 seconds.
- **Redial Last Number:** Double-press the Power button.

7. Maintenance

- **Cleaning:** Wipe the earbuds with a soft, dry cloth. Do not use harsh chemicals or abrasive materials.
- **Sweat Resistance:** The earbuds are sweat-resistant, making them suitable for workouts. However, they are

not waterproof. Avoid submerging them in water or exposing them to heavy rain.

- **Storage:** Store the earbuds in a cool, dry place away from direct sunlight and extreme temperatures.
- **Battery Care:** To preserve battery life, charge the earbuds regularly, even if not in frequent use. Avoid fully depleting the battery for extended periods.

8. Troubleshooting

Problem	Possible Cause	Solution
Earbuds do not power on.	Low battery.	Charge the earbuds fully.
Cannot pair with device.	Earbuds not in pairing mode; Bluetooth off on device; device too far.	Ensure earbuds are in pairing mode (flashing red/blue). Turn on Bluetooth on your device. Move device closer to earbuds. Forget previous pairings on your device and try again.
No sound or poor sound quality.	Volume too low; earbuds not properly paired; interference.	Increase volume on earbuds and device. Re-pair the earbuds. Move away from other wireless devices.
Microphone not working.	Earbuds not selected as audio input on device.	Check your device's audio settings to ensure the earbuds are selected for calls.

9. Specifications

Feature	Detail
Model Number	CEBT-400
Connectivity Technology	Wireless (Bluetooth)
Form Factor	In Ear
Noise Control	Sound Isolation
Control Type	Media Control
Included Components	Intense Wireless Earbuds w/Built-In Mic
Battery Type	1 Lithium Ion battery (included)
Item Weight	136 g
Product Dimensions	9.3 x 15.01 x 2.79 cm
Manufacturer	Coby

10. Safety Information

- Do not disassemble, repair, or modify the earbuds. This may cause electric shock, fire, or other damage.





- Keep the earbuds away from water, moisture, and other liquids.
- Avoid exposing the earbuds to extreme temperatures (hot or cold).
- Do not use the earbuds at high volume for extended periods to prevent hearing damage.
- Keep out of reach of children and pets.
- Dispose of the earbuds and battery responsibly according to local regulations.



11. Warranty and Support

Coby products are designed for reliability and performance. For specific warranty information, please refer to the warranty card included with your purchase or visit the official Coby website. For technical support or customer service inquiries, please contact Coby customer support through their official channels.

© 2023 Coby. All rights reserved.

Related Documents - CEBT-400

	<p>Solix Classic Pro ANC True Wireless Earphones User Manual</p> <p>Comprehensive user guide for the Solix Classic Pro ANC True Wireless Earphones (Model SL-400, Item# 3216425). Details features, operation, specifications, safety, and compliance information.</p>
	<p>RevJams Active Pro REV-400 Wireless HD In-Ear Headphones User Guide</p> <p>Comprehensive user guide for the RevJams Active Pro REV-400 Wireless HD In-Ear Headphones, covering setup, features, operation, care, troubleshooting, and specifications.</p>
	<p>Coby CHBT590 Wireless Headphones Instruction Manual</p> <p>Instruction manual for the Coby CHBT590 Wireless Headphones, covering setup, operation, music controls, and warranty information.</p>
	<p>COBY CHBT835 Wireless Bluetooth Headphones User Manual</p> <p>Comprehensive user manual for the COBY CHBT835 wireless Bluetooth headphones, covering setup, controls, charging, specifications, safety, and warranty information.</p>

	<p>Vorago ESB-400 Sport Bluetooth Earbuds: Quick Start Guide & Warranty</p> <p>Comprehensive guide to setting up, connecting, and troubleshooting Vorago ESB-400 Sport Bluetooth Earbuds, including detailed warranty information and safety precautions.</p>
	<p>Coby CETW571 True Wireless Stereo Earbuds User Manual</p> <p>User manual for the Coby CETW571 True Wireless Stereo Earbuds, covering overview, charging, powering on/off, pairing, controls, troubleshooting, specifications, safety precautions, and FCC statements.</p>