

## AmazonBasics P-001

# AmazonBasics Wireless Presenter P-001 User Manual

Model: P-001 | Brand: AmazonBasics



### INTRODUCTION

---

This manual provides instructions for the AmazonBasics Wireless Presenter, Model P-001. This device is designed to facilitate smooth navigation through presentations, offering intuitive controls and a bright red laser pointer.



Figure 1: AmazonBasics Wireless Presenter, showing its ergonomic design.

### Key Features:

- Wireless operation for freedom of movement.
- Bright-red laser pointer for highlighting content.
- Intuitive one-touch controls for presentation management.
- Plug-and-play USB receiver.
- Wireless range of up to 50 feet (15 meters).
- Battery-power indicator light.
- Contoured shape for comfortable handling.
- Includes a cushioned carrying case.

### SETUP

#### 1. Insert Batteries:

Locate the battery compartment on the back of the presenter. Open the compartment and insert the two

included AAA AmazonBasics batteries, ensuring correct polarity (+/-). Close the compartment securely.



Figure 2: Battery compartment for AAA batteries.

## 2. Connect USB Receiver:

The wireless receiver is typically stored within the presenter itself. Gently slide it out. Plug the USB receiver into an available USB port on your computer. The presenter is plug-and-play, requiring no additional software installation.

**Ulensy**

100% NATURAL

USE WITH TOOTHBRUSH DAILY

**Before**

RESULTS SEEN WITHIN 3 DAYS OF DAILY USE!

**After**

**WHITEN YOUR TEETH NATURALLY WITH THE POWERFUL CHARCOAL**

Figure 3: USB receiver, ready to be plugged into a computer.

### 3. Power On:

Locate the On/Off switch on the presenter and slide it to the "On" position. The battery-power indicator light will briefly illuminate.

## OPERATING INSTRUCTIONS

The AmazonBasics Wireless Presenter features intuitive controls for seamless presentation delivery.





Figure 4: Overview of the presenter's control buttons.

- **On/Off Switch:** Located on the side or bottom, use this to power the device on or off.
- **Laser Pointer Button:** Press and hold this button to activate the bright-red laser pointer. Release to turn off.



**Figure 5:** Demonstrating the bright red laser pointer.

- **Forward/Backward Buttons:** Use these buttons to navigate through your presentation slides.
- **Start/End Button:** Initiates or concludes the presentation slideshow.
- **Black Screen Button:** Press this button to temporarily black out the screen, drawing attention back to the presenter. Press again to resume the presentation.
- **Volume Control:** Adjusts the system volume of your computer.

Ensure you are within the wireless range of up to 50 feet (15 meters) from your computer for optimal performance.

## MAINTENANCE

- **Battery Replacement:** When the battery-power indicator light begins to flash or the presenter's performance degrades, replace both AAA batteries with new ones.
- **Cleaning:** Wipe the presenter with a soft, dry cloth. Avoid using harsh chemicals or abrasive cleaners.
- **Storage:** When not in use, store the USB receiver inside the presenter's dedicated slot and place the presenter in its cushioned carrying case for protection.



Figure 6: The included cushioned carrying case for storage and portability.

## TROUBLESHOOTING

Problem	Solution
Presenter is not responding.	<ul style="list-style-type: none"> <li>• Ensure the presenter is powered on.</li> <li>• Check if the batteries are correctly inserted and have sufficient charge. Replace if necessary.</li> <li>• Verify the USB receiver is securely plugged into the computer's USB port.</li> <li>• Try plugging the USB receiver into a different USB port.</li> <li>• Ensure the presenter is within the 50-foot (15-meter) wireless range.</li> </ul>
Laser pointer is dim or not working.	<ul style="list-style-type: none"> <li>• Replace the batteries.</li> <li>• Ensure the laser button is pressed and held firmly.</li> </ul>



Problem	Solution
Controls are erratic or delayed.	<ul style="list-style-type: none"><li>• Move closer to the USB receiver.</li><li>• Ensure there are no significant obstructions between the presenter and the receiver.</li><li>• Check for potential interference from other wireless devices.</li></ul>

## SPECIFICATIONS

Brand	AmazonBasics
Model Number	P-001
Colour	Black
Connectivity	Wireless (USB Receiver)
Wireless Range	Up to 50 feet (15 meters)
Power Source	2 x AAA Batteries
Item Weight	72.6 g
Item Dimensions (LxWxH)	13 x 3.8 x 2.8 Centimeters
Controller Type	Touch Control

## WARRANTY INFORMATION

The AmazonBasics Wireless Presenter P-001 comes with a **1-year limited warranty** from the date of purchase. This warranty covers manufacturing defects and workmanship under normal use. Please retain your proof of purchase for warranty claims.

For detailed terms and conditions, please refer to the warranty documentation provided with your product or visit the AmazonBasics official website.







## CUSTOMER SUPPORT

If you encounter any issues or have questions regarding your AmazonBasics Wireless Presenter P-001 that are not covered in this manual, please contact Amazon customer support or visit the AmazonBasics brand store for further assistance.

**AmazonBasics Store:** [Visit the AmazonBasics Store](#)





 <p>Patio Heater Appareil de chauffage de patio Terrassenheizung Pargol: incandescência Calentador para patios Terrassenwärmer</p>	<p><a href="#">AmazonBasics Patio Heater User Manual and Assembly Guide</a></p> <p>Comprehensive guide for the AmazonBasics Patio Heater, covering safety, assembly, operation, maintenance, and troubleshooting. Learn how to safely set up and use your patio heater for outdoor comfort.</p>
	<p><a href="#">AmazonBasics 10W Qi Wireless Charging Stand: User Guide, Safety &amp; Specifications (B0874YN8B9)</a></p> <p>Get detailed safety instructions, operating procedures, specifications, and disposal information for the AmazonBasics 10W Qi Certified Wireless Charging Stand (Model B0874YN8B9). This guide ensures proper and safe use of your wireless charger.</p>
	<p><a href="#">AmazonBasics CR2032 Lithium Coin Cell Battery: Safety and Disposal Guide</a></p> <p>Essential safety instructions, usage guidelines, and disposal information for AmazonBasics CR2032 Lithium Coin Cell Batteries. Learn how to handle and dispose of batteries responsibly.</p>
 <p>Book Safe - Combination Lock Coffre Livre - Serrure à Combinaison Buchensafe - Zahlensicherheit Cassaforte a Forno di Libreria - Chiusura a Combinazione Caja Fuerte Con Forno De Libro - Cerradura Con Combinación Schoonheidskist - Met Cijferslot ブック安全箱 - コンビネーションロック</p>	<p><a href="#">AmazonBasics Book Safe with Combination Lock: Quick Start Guide</a></p> <p>Step-by-step instructions for using the AmazonBasics Book Safe with Combination Lock, covering opening, closing, and setting a new combination.</p>
 <p>Bluetooth® (BLACK) BLUETOOTH (WHITE) BLUETOOTH (RED)</p>	<p><a href="#">AmazonBasics Portable Bluetooth Speaker Instruction Manual</a></p> <p>AmazonBasics Portable Bluetooth Speaker manual: Learn setup, pairing, music playback, speakerphone use, and troubleshooting for model BTV1. Includes multiple languages.</p>
 <p>3 Speed Oscillating Table Fan 40W Ventilator a 3 Velocità a 40 W Oscillierender Tischventilator mit 3 Geschwindigkeitsstufen, 40 W Ventilador de Mesa Oscilante a 3 Velocidades, 40 W Tischventilator mit 3 Stufen und oszillierend</p>	<p><a href="#">AmazonBasics 3-Speed Oscillating Table Fan 40W User Manual</a></p> <p>This document provides instructions and safety information for the AmazonBasics 3-Speed Oscillating Table Fan 40W, covering assembly, operation, cleaning, maintenance, and disposal.</p>

EU Declaration of Conformity

EU representation (Importer)	Amazon EU Ltd
Address, location	38 avenue John F. Kennedy, L-1855 Luxembourg
Name of the Product	AmazonBasics Wireless Presenter
Amazon Specific Item Number (ASIN)	B01FV0FAL2
Model No.	P-001

We declare under our sole responsibility that the above referenced product complies with the following relevant EU Union harmonisation legislations, applicable in part or in whole:  
**Full scope of all applicable EU Regulations, Directives for the product:**

Radio equipment Directive (2014/53/EU)  
RoHS Directive (2011/65/EU)

**The following harmonised standards and/or other relevant standards have been applied:**

- Health and safety (Article 3.2(a) of the RE Directive)  
EN 60950-1: 2006 + A12:2009 + A2:2010 + A12:2011 + A2:2013  
EN 60950-2:2013
- Electromagnetic compatibility (Article 3.2 (b) of the RE Directive)  
EN 55032: 2015  
EN 55035: 2015  
EN 55035-2: 2015  
EN 55035-3: 2015  
EN 55035-4: 2015  
EN 55035-5: 2015  
EN 55035-6: 2015  
EN 55035-7: 2015  
EN 55035-8: 2015  
EN 55035-9: 2015  
EN 55035-10: 2015  
EN 55035-11: 2015  
EN 55035-12: 2015  
EN 55035-13: 2015  
EN 55035-14: 2015  
EN 55035-15: 2015  
EN 55035-16: 2015  
EN 55035-17: 2015  
EN 55035-18: 2015  
EN 55035-19: 2015  
EN 55035-20: 2015  
EN 55035-21: 2015  
EN 55035-22: 2015  
EN 55035-23: 2015  
EN 55035-24: 2015  
EN 55035-25: 2015  
EN 55035-26: 2015  
EN 55035-27: 2015  
EN 55035-28: 2015  
EN 55035-29: 2015  
EN 55035-30: 2015  
EN 55035-31: 2015  
EN 55035-32: 2015  
EN 55035-33: 2015  
EN 55035-34: 2015  
EN 55035-35: 2015  
EN 55035-36: 2015  
EN 55035-37: 2015  
EN 55035-38: 2015  
EN 55035-39: 2015  
EN 55035-40: 2015  
EN 55035-41: 2015  
EN 55035-42: 2015  
EN 55035-43: 2015  
EN 55035-44: 2015  
EN 55035-45: 2015  
EN 55035-46: 2015  
EN 55035-47: 2015  
EN 55035-48: 2015  
EN 55035-49: 2015  
EN 55035-50: 2015  
EN 55035-51: 2015  
EN 55035-52: 2015  
EN 55035-53: 2015  
EN 55035-54: 2015  
EN 55035-55: 2015  
EN 55035-56: 2015  
EN 55035-57: 2015  
EN 55035-58: 2015  
EN 55035-59: 2015  
EN 55035-60: 2015  
EN 55035-61: 2015  
EN 55035-62: 2015  
EN 55035-63: 2015  
EN 55035-64: 2015  
EN 55035-65: 2015  
EN 55035-66: 2015  
EN 55035-67: 2015  
EN 55035-68: 2015  
EN 55035-69: 2015  
EN 55035-70: 2015  
EN 55035-71: 2015  
EN 55035-72: 2015  
EN 55035-73: 2015  
EN 55035-74: 2015  
EN 55035-75: 2015  
EN 55035-76: 2015  
EN 55035-77: 2015  
EN 55035-78: 2015  
EN 55035-79: 2015  
EN 55035-80: 2015  
EN 55035-81: 2015  
EN 55035-82: 2015  
EN 55035-83: 2015  
EN 55035-84: 2015  
EN 55035-85: 2015  
EN 55035-86: 2015  
EN 55035-87: 2015  
EN 55035-88: 2015  
EN 55035-89: 2015  
EN 55035-90: 2015  
EN 55035-91: 2015  
EN 55035-92: 2015  
EN 55035-93: 2015  
EN 55035-94: 2015  
EN 55035-95: 2015  
EN 55035-96: 2015  
EN 55035-97: 2015  
EN 55035-98: 2015  
EN 55035-99: 2015  
EN 55035-100: 2015
- Radio frequency spectrum usage (Article 3.2 of the RE Directive)  
EN 301 893 V1.2.1 (2015-06-01)
- Radio frequency spectrum usage (Article 3.2 of the RE Directive)  
EN 301 893 V1.2.1 (2015-06-01)
- Radio frequency spectrum usage (Article 3.2 of the RE Directive)  
EN 301 893 V1.2.1 (2015-06-01)
- Radio frequency spectrum usage (Article 3.2 of the RE Directive)  
EN 301 893 V1.2.1 (2015-06-01)

I represent and warrant that: (i) I am a legitimate representative of Amazon (U.S. Inc.); (ii) Amazon (U.S. Inc.) is responsible for the compliance of the product in the EU and (iii) the information provided in this Declaration of Conformity, in support of the safety and effectiveness of the product, are true and accurate and do not contain any material omissions.

Signed for and on behalf of Amazon (U.S. Inc.)	
Name	Jurritte van der Meer/Ten
Title	Manager
Date	November 8, 2018 In Luxembourg

[pdf] Decleration of Conformity

Minnie Xu B01FV0FAL2 AmazonBasics Wireless Presenter EU Declaration of Conformity UK FR DE IT

ES m media amazon images G 03 Amazon Private Brand Declarations |||

DocuSign Envelope ID: A430CD85-7D2E-4FCA-BBAD-0647B23AE989 CC EUDC

00096261 2018 TR EU Declaration ... zon EU Sarl 38 avenue John F. Kennedy, L-

1855 Luxembourg AmazonBasics Wireless Presenter B01FV0FAL2 **P-001** We

declare under our sole responsibility that the above referenced product complies with

the ...

lang:en score:19 filesize: 320.34 K page\_count: 5 document date: 2018-11-22

Exploring the Factors Affecting the Purchase Likelihood of e-Tailer Private Labels

by

Y Yeswanth Reddy

A Thesis submitted in the fulfilment of the requirements for the degree of Master of Commerce (Marketing)

School of Marketing and International Business  
Victoria University of Wellington

[pdf] Label

Microsoft Word Yeswanth Reddy 300507072 Masters Thesis report docx Exploring the Factors Affecting

Purchase Likelihood of e Amazon Basics and DigiShack product manufacturers details are manipulated to

study purchase likelihood effects The questionnaire is designed in such a way thesis access openaccess

wgtn ac nz articles Tailer Private Labels 14614800 1 files 28061883 |||

Exploring the Factors Affecting the Purchase Likelihood of e-Tailer Private Labels by

Y Yeswanth Reddy A Thesis submitted in the fulfilment of the requirements for the

degree of Master of Commerce Marketing School of Marketing and International

Business Victoria University of Wellington Acknowle...

lang:en score:11 filesize: 3.46 M page\_count: 142 document date: 2021-05-18