

PlayStation 3001105

Gran Turismo Sport - PlayStation 4 Standard User Manual

Model: 3001105

INTRODUCTION

Gran Turismo Sport is a racing simulation game developed for the PlayStation 4 console. This manual provides essential information for installing, operating, and utilizing the various features of the game. It is designed to assist users in understanding the game's mechanics, modes, and online functionalities.

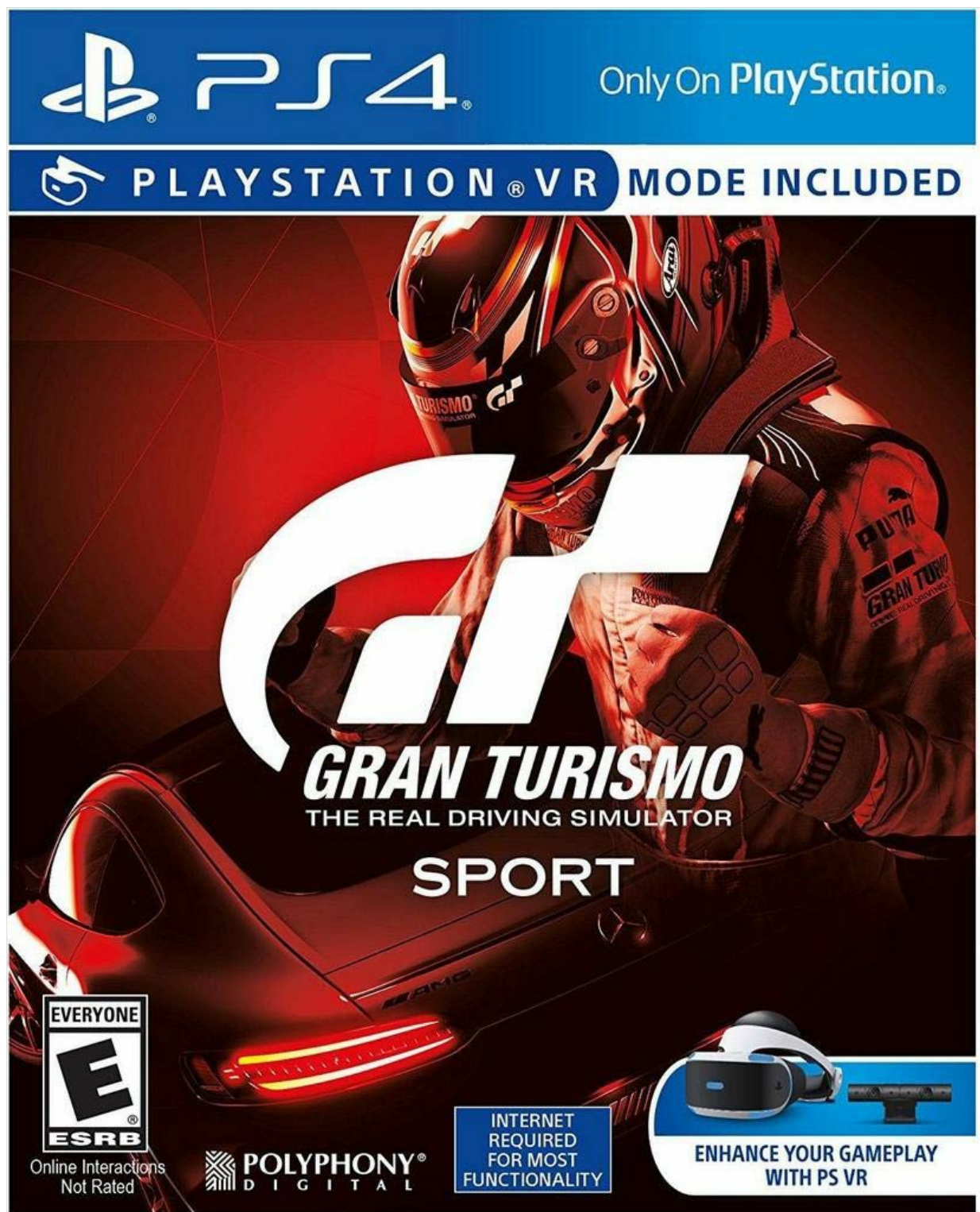


Image: The official game cover for Gran Turismo Sport on PlayStation 4, featuring a racing helmet and the game logo.

SETUP AND INSTALLATION

System Requirements

- PlayStation 4 console
- Sufficient storage space on the console hard drive
- Internet connection for updates and online features

Installation Process

1. Insert the Gran Turismo Sport game disc into your PlayStation 4 console.
2. The system will automatically begin the installation process. Follow any on-screen prompts.

3. An internet connection is required for initial game updates and to access all features, including online championships. Ensure your PlayStation 4 is connected to the internet during this phase.
4. Once installation and updates are complete, the game icon will appear on your PlayStation 4 home screen.

OPERATING THE GAME

Starting the Game

Select the Gran Turismo Sport icon from your PlayStation 4 home screen to launch the application.

Main Menu Overview

Upon launching, you will be presented with the main menu, offering access to various game modes and features:

- **Campaign Mode:** Engage in a series of challenges designed to improve driving skills and earn rewards.
- **Arcade Mode:** Offers quick race options including Single Race, Time Trial, Drift Trial, and 2-Player Split Screen.
- **Sport Mode:** Participate in online competitions sanctioned by the FIA (Federation International Automobile). This mode includes the Nations Cup and Manufacturers Cup.
- **Brand Central:** Explore and acquire vehicles from various manufacturers.
- **Livery Customization:** Personalize your vehicles with custom designs and decals.
- **Photo Scapes:** Utilize advanced photography tools to create realistic images of your cars in various scenic locations.

Basic Controls (DualShock 4 Wireless Controller)

While specific control schemes can be customized within the game, the standard controls are as follows:

- **Right Trigger (R2):** Accelerate
- **Left Trigger (L2):** Brake
- **Left Analog Stick:** Steer
- **Right Analog Stick:** Camera Control
- **Cross Button (X):** Confirm / Select
- **Circle Button (O):** Cancel / Back
- **Options Button:** Pause Menu / Game Options



Image: Three high-performance racing cars competing on a track during sunset, showcasing the game's graphical detail.

KEY FEATURES

FIA Certified Online Championships

Gran Turismo Sport features the world's first online championships certified by the FIA (Federation International Automobile). Players can represent their home country or favorite manufacturer in two sanctioned championships: the Nations Cup and the Manufacturers Cup. Participation requires an active internet connection and adherence to fair play guidelines.

Vehicle Roster and Tracks

The game includes over 140 high-performance vehicles and 19 real-world and historic GT locations, offering 27 different layouts. These environments are designed to provide a realistic driving experience on the PlayStation 4 platform.



Image: A rally car, possibly a Hyundai, driving on a dirt track with a mountainous background, demonstrating off-road racing.



Image: A sleek red sports car, possibly an Acura NSX, parked inside a large, abandoned industrial building, highlighting vehicle detail.

Visual Customization and Photography

Players can customize their vehicles extensively through the Livery Customization feature. The Photo Scapes mode allows for the creation of high-quality, realistic photographs of in-game vehicles against various backdrops, offering detailed camera settings for creative expression.



Image: A blue Subaru rally car with racing decals parked on a winding coastal road, with cliffs and the ocean in the background.



Image: Two Volkswagen racing cars, one blue and yellow, on a green, winding race track, demonstrating competitive gameplay.

SPECIFICATIONS

Platform	PlayStation 4
Item Model Number	3001105
UPC	711719502791
Release Date	October 17, 2017
Product Dimensions	0.6 x 5.3 x 6.7 inches
Item Weight	2.88 ounces
Language	English
Manufacturer	Sony Computer Entertainment

TROUBLESHOOTING

Game Not Launching

- Ensure the game disc is clean and free of scratches.
- Verify that your PlayStation 4 system software is up to date.
- Check for available game updates and install them.

Online Connectivity Issues

- Confirm your PlayStation 4 has a stable internet connection.
- Check the PlayStation Network (PSN) status for any service outages.
- Restart your router and PlayStation 4 console.

Performance Problems

- Ensure your PlayStation 4 has adequate ventilation to prevent overheating.
- Close any other applications running in the background on your console.

MAINTENANCE

Game Updates

Regularly check for and install game updates to ensure optimal performance, access new content, and benefit from bug fixes. Updates are typically downloaded automatically when your console is connected to the internet.

Console Care

Keep your PlayStation 4 console in a clean, dust-free environment. Ensure proper airflow around the console to prevent overheating, which can affect game performance and console longevity.





SUPPORT AND WARRANTY INFORMATION

For further assistance, technical support, or information regarding your PlayStation 4 console or Gran Turismo Sport, please visit the official PlayStation support website.

Official PlayStation Support: <https://www.playstation.com/support/>

Specific warranty details for the game software are typically included with the product packaging or can be found on the official PlayStation website. Please refer to these resources for comprehensive warranty information.

Related Documents - 3001105

	<p>Crash Team Racing (CTR) Official Game Manual</p> <p>A comprehensive guide to Crash Team Racing (CTR) for the PlayStation console. This manual details game modes like Adventure, Time Trial, Arcade, Vs., and Battle, explains controls, introduces the diverse cast of characters and their karts, and describes the various weapons and power-ups available to help players win races and achieve victory.</p>
	<p>PlayStation@4 (PS4™) CUH-1206A/CUH-1207A</p> <p>PlayStation@4 (PS4™) CUH-1206A/CUH-1207A</p>
	<p>PlayStation VR CUH-ZVR2 Quick Start Guide</p> <p>A comprehensive quick start guide for setting up and using the PlayStation VR headset, including connections, power-up, and play area guidelines.</p>
	<p>Controlling Your PlayStation 4 System with Voice Recognition</p> <p>A guide on how to use voice commands to control your PlayStation 4 (PS4) system, enabling features like taking screenshots and navigating menus using voice input.</p>

[illegible]