

## Logitech G900 USB Receiver (Model 8541645500)

# Logitech G900 Chaos Spectrum Gaming Mouse USB Receiver Instruction Manual

Model: 8541645500

## 1. INTRODUCTION

This manual provides instructions for the Logitech Replacement USB Receiver, specifically designed for the Logitech G900 Chaos Spectrum Professional Grade Wired/Wireless Gaming Mouse. This receiver enables wireless connectivity between your G900 mouse and your computer.



Image of the Logitech G900 USB Receiver, a small black USB dongle with 'G900' printed on it.

## 2. SETUP AND PAIRING

To establish a connection between your Logitech G900 Chaos Spectrum Gaming Mouse and this replacement USB receiver, follow these steps:

- 1. Insert the Receiver:** Plug the Logitech G900 USB receiver into an available USB port on your computer.
- 2. Download Connection Utility:** The receiver typically requires pairing with your mouse using the Logitech Connection Utility software. This software can be downloaded from the official Logitech support website.
  - Visit [Logitech Support](#) and search for "Connection Utility" or "G900 receiver pairing".
- 3. Run the Utility:** Launch the Logitech Connection Utility. Follow the on-screen prompts.
- 4. Pair the Mouse:** When prompted by the utility, ensure your G900 mouse is turned off. Then, turn your G900 mouse on. The utility will detect the mouse and pair it with the new receiver. It is recommended to unplug the mouse from the computer if it was previously connected via cable during this process.
- 5. Verify Connection:** Once the utility confirms successful pairing, test your mouse to ensure it is functioning correctly.

### 3. OPERATING THE RECEIVER

The Logitech G900 USB receiver operates as a dedicated wireless bridge for your G900 Chaos Spectrum Gaming Mouse. Once successfully paired, it provides a stable and responsive wireless connection. No further user interaction is typically required for its operation beyond initial setup.

### 4. MAINTENANCE

The USB receiver requires minimal maintenance. To ensure optimal performance and longevity:

- Keep the receiver clean and free from dust. Use a soft, dry cloth for cleaning.
- Avoid exposing the receiver to extreme temperatures or humidity.
- Do not attempt to disassemble the receiver.

### 5. TROUBLESHOOTING

• **Receiver Not Recognized by Computer:**

If your computer displays a message like "USB device malfunctioned" or does not recognize the receiver:

- Try plugging the receiver into a different USB port on your computer.
- Restart your computer.
- Ensure you have downloaded and run the Logitech Connection Utility as described in the Setup section.

• **Mouse Not Connecting to Receiver:**

If the mouse does not connect after inserting the receiver:

- Confirm that the receiver is correctly plugged into a functioning USB port.
- Re-run the Logitech Connection Utility to re-pair the mouse and receiver. Follow the utility's instructions carefully, ensuring the mouse is turned off before initiating the pairing process and then turned on when prompted.
- Ensure your G900 mouse is charged.

• **Intermittent Connection:**

If the connection is unstable:

- Ensure the receiver is not obstructed by other devices or metal objects.
- Try moving the receiver closer to the mouse, possibly using a USB extension cable if available.
- Check for potential interference from other wireless devices.

### 6. SPECIFICATIONS

Brand	Logitech
Model Number	8541645500
Compatible Devices	Logitech G900 Chaos Spectrum Professional Grade Wired/Wireless Gaming Mouse
Hardware Platform	PC

<b>Data Link Protocol</b>	USB
<b>Color</b>	Black
<b>Item Weight</b>	0.704 ounces (approx. 20 grams)
<b>Product Dimensions (LxWxH)</b>	8 x 7.2 x 0.4 inches (approx. 20.3 x 18.3 x 1 cm)
<b>UPC</b>	740737654618




## 7. WARRANTY AND SUPPORT

Logitech products are manufactured to high quality standards. For information regarding warranty coverage, technical support, and additional resources, please visit the official Logitech support website.

**Logitech Support Website:** <https://support.logi.com/>

When contacting support, please have your product model number (8541645500) and purchase information available.

### Related Documents - G900 USB Receiver (Model 8541645500)

	<p><a href="#">Logitech Marathon Mouse M705: Getting Started Guide &amp; Features</a></p> <p>Comprehensive guide to setting up and using the Logitech Marathon Mouse M705, including features, troubleshooting, and Unifying receiver setup.</p>
	<p><a href="#">Logitech M337 Bluetooth Mouse: Features, Setup, and Compatibility Guide</a></p> <p>A comprehensive guide to the Logitech M337 Bluetooth Mouse, detailing its features, setup process, gesture controls, power management, and system compatibility for Windows, macOS, Chrome OS, and Android devices.</p>
	<p><a href="#">Logitech Wireless Mouse M510: Getting Started Guide</a></p> <p>This guide provides instructions for setting up and using the Logitech Wireless Mouse M510. Learn how to connect the Unifying receiver, customize buttons with optional software, and troubleshoot common issues.</p>



[Logitech MX Master 3 Advanced Wireless Mouse User Guide](#)

Comprehensive guide to setting up, using, and customizing the Logitech MX Master 3 advanced wireless mouse, covering connectivity, features like MagSpeed scroll wheel, gesture button, thumb wheel, Flow, and battery management.



[Logitech MX Vertical Advanced Ergonomic Mouse - Getting Started Guide](#)

A comprehensive guide to setting up and using the Logitech MX Vertical advanced ergonomic mouse, covering connection methods, key features, power management, and additional information.



[Logitech MX Anywhere 3: Setup, Features, and Usage Guide](#)

A comprehensive guide to setting up, connecting, and utilizing the features of the Logitech MX Anywhere 3 wireless mouse, including software customization, multi-computer functionality, and advanced controls.