

## SINGER 3223Y

# SINGER 3223Y Sewing Machine Instruction Manual

Model: 3223Y

## 1. INTRODUCTION

The SINGER 3223Y Simple Sewing Machine is designed for ease of use, making it an ideal choice for beginners. This machine provides essential features to support various sewing projects. It includes 97 stitch applications, an automatic 4-step buttonhole, and a free arm for versatile sewing. This manual provides detailed instructions for setting up, operating, maintaining, and troubleshooting your SINGER 3223Y sewing machine.



*This image displays the SINGER 3223Y Simple Sewing Machine, featuring its yellow casing, stitch selection dial, tension dial, and the needle area with the presser foot.*

## 2. SETUP

### 2.1 Unpacking and Placement

Carefully remove the sewing machine from its packaging. Place the machine on a stable, flat surface with adequate lighting. Ensure there is enough space around the machine for comfortable operation.

### 2.2 Power Connection

Connect the power cord to the machine and then to a suitable electrical outlet. This sewing machine is designed for use in the US and Canada at 110 volts only.

### 2.3 Included Accessories

Your SINGER 3223Y sewing machine comes with the following accessories:

- General Purpose Foot
- Zipper Foot
- Buttonhole Foot
- Button Sewing Foot
- Seam Ripper/Lint Brush

- Edge/Quilting Guide
- Pack of Needles
- Auxiliary Spool Pin
- Bobbins (Class 15 transparent)
- Thread Spool Caps
- Screwdriver
- Darning Plate
- Soft Dust Cover

## 2.4 Bobbin Winding

To wind the bobbin, place an empty bobbin onto the bobbin winder spindle. Follow the threading path indicated on the machine for bobbin winding. The needle bar automatically disengages during this process, ensuring safe operation. Once the bobbin is full, trim the thread and remove the bobbin.

## 2.5 Threading the Machine

For easy threading, follow the numbered threading instructions printed directly on the machine. Ensure the presser foot is raised and the needle is in its highest position before beginning. Proper threading is crucial for consistent stitch quality.

# 3. OPERATING INSTRUCTIONS

## 3.1 Stitch Selection

The SINGER 3223Y offers 97 stitch applications. To select a stitch, turn the stitch selector dial located on the front of the machine to the desired stitch pattern. You can also adjust the stitch length and zigzag width using the appropriate dials to customize your projects.

## 3.2 Using Presser Feet

The machine features snap-on presser feet, allowing for effortless changes without the need for a screwdriver. Simply press the lever at the back of the presser foot holder to release the current foot, and snap the new foot into place. Refer to the included accessories list for the types of presser feet provided.

## 3.3 Automatic 4-Step Buttonhole

To create a buttonhole, attach the buttonhole foot. Select the 4-step buttonhole setting on the stitch selector dial and follow the steps indicated in the machine's detailed manual for precise buttonhole creation.

## 3.4 Free Arm Function

The free arm feature provides easy access to sew cylindrical items such as cuffs, collars, and pant hems. To use the free arm, slide off the accessory storage compartment located at the base of the machine. This reveals the narrow free arm, making it easier to maneuver fabric in difficult-to-reach areas.

# 4. MAINTENANCE

## 4.1 Cleaning

Regular cleaning helps maintain your machine's performance. Use the included lint brush to remove lint and dust from the bobbin area and feed dogs. Ensure the machine is unplugged before cleaning.

## 4.2 Needle Replacement

Replace needles frequently, especially when they become dull or bent, to prevent skipped stitches and fabric damage. Use the correct needle type and size for your fabric.

## 5. TROUBLESHOOTING

If you encounter issues with your sewing machine, refer to the following general troubleshooting tips. For more detailed solutions, consult the comprehensive manual that came with your machine.

- **Skipped Stitches:** Check if the needle is inserted correctly, is not bent, and is the appropriate type for your fabric. Re-thread the machine.
- **Thread Breaking:** Ensure the machine is threaded correctly, the tension is set appropriately, and the needle is not damaged.
- **Fabric Not Feeding:** Verify that the presser foot is lowered and the feed dogs are engaged.
- **Machine Jamming:** Remove any tangled threads from the bobbin area and re-thread both the upper thread and bobbin.

## 6. SPECIFICATIONS

Feature	Detail
Brand	SINGER
Model Number	3223Y
Product Dimensions	15 x 7.5 x 12 inches
Item Weight	12.2 pounds
Stitch Applications	97
Buttonhole Type	4-Step Automatic
Power Requirement	110 volts (US and Canada)
Color	Honey
UPC	037431885906

## 7. WARRANTY INFORMATION

The SINGER 3223Y Sewing Machine comes with a **25-year limited warranty**. This warranty is valid for use in the US and Canada at 110 volts only. For specific terms and conditions of the warranty, please refer to the warranty card included with your product or visit the official SINGER website.






## 8. SUPPORT

For further assistance, technical support, or to purchase replacement parts, please visit the official SINGER website or contact SINGER customer service. Detailed contact information can typically be found in your product's packaging

or on the SINGER brand website.


You can also find additional resources and tutorials on the SINGER website to help you make the most of your sewing machine.

Related Documents - 3223Y

	<p><a href="#">SINGER M3330 Sewing Machine: Features and Specifications</a></p> <p>Explore the SINGER M3330 sewing machine, a special edition model featuring 97 stitch applications, 23 built-in stitches, a one-step buttonhole, and a heavy-duty metal frame. Ideal for all types of sewing.</p>
	<p><a href="#">SINGER HD6380 Sewing Machine Stitch Applications Guide</a></p> <p>A comprehensive guide to 110 stitch applications for the SINGER HD6380 sewing machine, covering straight, zigzag, multi-step zigzag, blind hem, picot hem, decorative, overlock, and bartack buttonhole stitches for various sewing projects and fabric types.</p>
	<p><a href="#">SINGER HD6380 Sewing Machine Stitch Guide</a></p> <p>A comprehensive guide to various sewing machine stitches and their applications for the SINGER HD6380 model, including straight, zigzag, multi-step zigzag, blind hem, picot hem, decorative, straight stretch, reinforced zigzag, honeycomb, overlock, slant overedge, and bartack buttonhole stitches. Learn about techniques like seaming, quilting, topstitching, darning, applique, gathering, pleating, zipper insertion, hemming, couching, and attaching trims.</p>
	<p><a href="#">SINGER HD6330M, HD6335M, HD6380 Heavy Duty Sewing Machine Instruction Manual</a></p> <p>This instruction manual provides comprehensive guidance for operating and maintaining SINGER HD6330M, HD6335M, and HD6380 household sewing machines. It covers essential safety instructions, machine parts, threading, bobbin winding, stitch selection, buttonhole sewing, and troubleshooting, ensuring optimal performance and longevity for your sewing projects.</p>
	<p><a href="#">Singer 44S Sewing Machine Instruction Manual</a></p> <p>Comprehensive instruction manual for the Singer 44S sewing machine, covering setup, operation, maintenance, and troubleshooting. Learn how to thread your machine, wind bobbins, sew various stitches, and resolve common issues.</p>

INSTRUCTION MANUAL

S0100 / S0105




SINGER

### SINGER S0100 / S0105 Overlock Sewing Machine Instruction Manual

Comprehensive instruction manual for the SINGER S0100 and S0105 overlock sewing machines, covering essential safety precautions, setup, operation, threading, stitch settings, maintenance, and troubleshooting.


Documents - SINGER – 3223Y



ProduktPass

SINGER® Simple 3223Y

Freiarm-Nutzstich-Nähmaschine mit 23 Nähprogrammen, inklusive Knopfloch



Die SINGER® Simple 3223Y mit ihren 23 praktischen Nähprogrammen, variabler Stichtlänge, übersichtliche Stichtwahl und ein automatisches Knopfloch in 4 einfachen Schritten ist die ideale Nähmaschine sowohl für Nähentzger als auch für Hobbynäher!

Funktionen & Eigenschaften

Weitere Details	Beschreibung
Stichtwahl	23 eingetragte Stiche
Tragegriff	Zum Tragen der Maschine
Freiarm	Zum Nähen von Rundgeschlossenen wie Ärmeln, Hosenbeine u.v.m.
Nähfußwechsel	in Sekundenbruchteilen
2 Einstellräder	Für die Stichtwahl und die Einstellung der Stichtlänge
Anschlebeschalt mit Zubehör	Zusätzlicher Tisch zum Anschleßen für extra viel Platz beim Nähen, z.B. für große Nähprojekte wie Gardinen, Quilts u.v.m.
Knöpfe einnähen mit dem Dickstichfuß	Zum Annähen von 2 Loch und 4 Loch Knöpfen
Rückwärtsnähen	Per Rückstich
Fadenabschneider	Keine Suche nach der Schere
Extra hoher Nähfußhub	Breit und Platz unter dem Nähfuß für voluminöse Stoffe
Horizontaler Garmentenhalter	Optimale Garmentwicklung
Variable Stichtlänge	Bis max. 4 mm
Variable Stichtbreite	Bis max. 6,5 mm


©2019 und alle die Rechte und eingetragene Warenzeichen der Singer Company Limited oder der verbundenen Unternehmen  
www.singerdeutschland.de

[pdf]

Franziska Thomass ProduktPassproduktpass simple 3223ymoebelix a bigcontent io v1 static PIUwy4lZlcXT4DzcaaLdHwJQ produktpass 3223y |||

ProduktPass SINGER Simple **3223Y** Freiarm-Nutzstich-N hmaschine mit 23 N hprogrammen, inklusive Knopfloch Die SINGER Simple **3223Y** mit ihren 23 praktischen N hprogrammen, variabler Stichl nge, bersichtliche Stichtwahl und ein automatisches Knopfloch in 4 einfachen Schritten ist die ideale N...

lang:de score:29 filesize: 378.33 K page\_count: 2 document date: 2019-08-14



Maszyna do szycia Singer Simple 3223 Yellow

Indeks: 207030 Producent: Singer

Cena: 798.59 zł

Opis

Maszyna do szycia Singer Simple 3223 Yellow

Producent: Singer

**Cechy**

- Łatwa w montaż Singer 32
- Funkcje maszyny do szycia: 23
- Rodzaj przycisku: 23
- Typ kontrol: 23
- Automatyczne: 23
- Regulacja: 23
- Model: 3223Y
- Typ: 3223Y
- Rodzaj przycisku: 23
- Rodzaj przycisku: 23

**Zawartość opakowania**

- Długość: 23

Parametry

Marka	SINGER
Model	Simple 3223Y
Kolor dominujący	żółty
Kod producenta	121
EAN	798.593033096137
Produkt	maszyna do szycia
Łatwa w montaż	23
Chwytność	23
Zapewnia	23
Opis	23
Typ	23

[pdf]

Maszyna do szycia Singer Simple 3223 Yellow Sklep internetowy stylem pl maszyna singer simple yellow 207030 upload files product |||

Maszyna do szycia Singer Simple 3223 Yellow Indeks: 207030 Producent: Singer

Cena: 798.59 zł Opis M ... od producenta EAN Rodzaje ciegw Liczba ciegw Chwytność nitki Zalczone wyposażenie Stan SINGER Simple **3223Y** lty/złoty 121 7393033096137 prosty, zygzakowy 23 inny Stopka do ciegw zygzakowateog Nowy Zdj...

lang:it score:24 filesize: 234.62 K page\_count: 2 document date: 2022-11-25

