

BWT 812330

# BWT Besttaste 15 (S) Filter Cartridge Instruction Manual

Brand: BWT | Model: 812330

## 1. INTRODUCTION

This manual provides essential information for the proper installation, operation, and maintenance of your BWT Besttaste 15 (S) Filter Cartridge. Please read these instructions carefully before use to ensure optimal performance and longevity of the product.

### Key Benefits

- Instantly provides particle-free water.
- Reliably eliminates off-flavor components.
- High filter capacity of 10,000 liters.

## 2. PRODUCT OVERVIEW


The BWT Besttaste 15 (S) filter cartridge is designed to provide high-quality water for various applications, particularly for coffee specialties and water dispensing units. It ensures clear, good-tasting water by reducing unwanted taste and odor substances.



Figure 1: BWT Besttaste S filter cartridge, showing product branding and basic information labels.

## BWT Besttaste Filter Series

The BWT Besttaste filter series offers taste improvers that reliably reduce unwanted taste and odor substances, as well as organic components and chlorine from raw water. It preserves the mineral balance, which is important for sensory quality.



# BWT besttaste

**Filter for tasty clear water for coffee specialties and water dispensing units**

The expectations placed on water for the preparation of coffee specialties, but also from water dispensing units are particularly high nowadays: clear, good-tasting water and hygienic safety are essential.

The BWT besttaste filter series makes it possible: the 'taste improvers' reliably reduce unwanted taste and odor substances as well as organic components and chlorine from the raw water. The good thing about it: the mineral balance, which is important for the sensory quality, is preserved. That pays off!

In addition, this water optimization is ideally suited for prefiltration before BWT bestaqua ROC reverse osmosis systems. This guarantees an optimal taste of the beverages and safe protection for gastro equipment in areas with low carbonate hardness (lime content).

## The improvers




Figure 2: An image displaying three BWT Besttaste filter cartridges of different sizes (10, 15, and 20), highlighting the

range of the filter series.

## Filtration Process Diagram

The filter operates in two main stages: prefiltration of solids and main filtration with activated carbon. This process ensures the removal of coarse particles, foreign odors/tastes, organic material, and chlorine.



Figure 3: A detailed diagram showing the flow of raw water through the BWT Besttaste filter head and cartridge, illustrating the prefiltration of solids and the main filtration stage with activated carbon.

## 3. INSTALLATION

The BWT Besttaste filter cartridge is designed for easy installation using universal BWT besthead FLEX connection technology. It can be installed vertically or horizontally.

### General Installation Guidelines:

1. Ensure the water supply to the system is turned off before beginning installation.
2. Carefully unpackage the new filter cartridge.
3. Align the new cartridge with the filter head and twist to secure it in place. Ensure it is properly seated and sealed.
4. Slowly turn on the water supply and check for any leaks.
5. Flush the new filter cartridge as per the 'Operation' section to remove any air or carbon fines.
6. Refer to your specific water filtration system's manual for detailed, step-by-step installation instructions, especially regarding the filter head connection.

## 4. OPERATION

Once installed, the BWT Besttaste filter cartridge works automatically to purify your water. Ensure your water dispensing unit is functioning correctly.

### Using Your Filtered Water System:

1. After initial installation or filter replacement, flush the system by running water through it for several minutes (e.g., 3-5 times the capacity of your dispensing unit) to remove any trapped air or loose carbon particles.
2. Dispense water as needed. The filter continuously purifies water as it passes through.
3. Monitor water flow and taste. A noticeable decrease in flow rate or a change in water taste may indicate that the filter needs replacement.

## 5. MAINTENANCE

Regular maintenance, primarily filter replacement, is crucial for ensuring the continuous high performance of your BWT Besttaste filter cartridge.

### Filter Replacement:

- The BWT Besttaste 15 (S) filter cartridge should be replaced after 6 or 12 months, depending on usage and water quality. Refer to your system's indicator or maintenance schedule.
- To replace, turn off the water supply to the system.

- Twist the old cartridge to the 'open' position and remove it. Be prepared for a small amount of water leakage.
- Insert the new cartridge, aligning it correctly, and twist to the 'close' position until secure.
- Turn the water supply back on slowly and flush the new filter as described in the 'Operation' section.

## 6. TROUBLESHOOTING

If you encounter any issues with your BWT Besttaste filter cartridge, please refer to the following common troubleshooting tips:

- **Reduced Water Flow:** Check if the filter cartridge is due for replacement. Ensure the water supply valve is fully open.
- **Unusual Taste or Odor:** This often indicates that the filter has reached the end of its lifespan and needs to be replaced. Ensure the new filter was properly flushed after installation.
- **Leaks:** Turn off the water supply immediately. Check that the filter cartridge is correctly seated and twisted into the 'close' position. Inspect O-rings for damage or misalignment.
- **No Water Dispensed:** Verify that the water supply is on and the filter is correctly installed. Check your water dispensing unit's power supply.

If problems persist, contact customer support.

## 7. SPECIFICATIONS

Detailed technical data for the BWT Besttaste filter cartridges:

## TECHNICAL DATA

Filter size	10	15	20
Typical capacity in liters	10,000	40,000	60,000
Particle filtration in µm	1	1	1
Total height without bracket (A) in mm	287	368	403
Connection height (B) in mm	226	307	342
Ø filter cartridge (C) in mm	88	88	105
Approx. weight in kg (dry/wet)	0.5/1.1	0.6/1.5	0.86/1.8
Filter change after month	after 6 or 12*		

### Key benefits

- » Activated carbon filter system with integrated high-performance prefiltration
- » Particularly suitable for tap water containing heavy concentrations of solids and where demand for water is high
- » Perfect for optimizing water for use in the gastronomy
- » Reduction of solids, off-flavour substances and chlorine from the tap water
- » Can be used with tap water with low carbonate hardness (calcium content)
- » Easy to install using universal BWT besthead FLEX connection technology
- » High sensory grade of filtrate

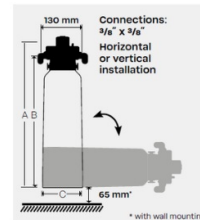
### Operating conditions

Input pressure:	2 – 8 bar
Water temperature:	4 – 30 °C
Ambient temperature:	4 – 40 °C

### Technical data

- » Integrated high-performance prefiltration of solids
- » High filter capacity
- » High-quality activated carbon
- » Activated carbon polypropylene fleece for consistently crystal-clear water
- » Reduces the heavy metal content
- » Quick and easy filter replacement
- » Can be installed vertically or horizontally

**BWT**  
water + more



Operating conditions	
Input pressure:	2 – 8 bar
Water temperature:	4 – 30 °C
Ambient temperature:	4 – 40 °C



Figure 4: A table presenting technical specifications for BWT Besttaste filters, including filter size, capacity, dimensions, and operating conditions.

### BWT Besttaste Filter Technical Data (Model 15)

Feature	Value
Product Dimensions	4"D x 4"W x 12"H
Item Weight	2.3 Pounds
External Testing Certification	NSF
Unit Count	1.0 Count

Feature	Value
Number of Items	1
Item model number	812330
Manufacturer	BWT
Typical capacity in liters	40,000 (for size 15)
Particle filtration in $\mu\text{m}$	1
Filter change after month	after 6 or 12* (*with wall mounting)
Input pressure	2 - 8 bar
Water temperature	4 - 30 °C
Ambient temperature	4 - 40 °C

## 8. WARRANTY INFORMATION

---

BWT products are manufactured to high-quality standards. For specific warranty details regarding your BWT Besttaste 15 (S) Filter Cartridge, please refer to the warranty documentation included with your original water filtration system or visit the official BWT website.

## 9. CUSTOMER SUPPORT

---

If you have any questions, require technical assistance, or need further support, please contact BWT customer service. Contact information can typically be found on the product packaging or the official BWT website.