

Manuals+

[Q & A](#) | [Deep Search](#) | [Upload](#)

manuals.plus /

- › [Bravilor Bonamat](#) /
- › [Bravilor Bonamat Glass Coffee Pot 1.7L Instruction Manual](#)

Bravilor Bonamat 4251188769258

Bravilor Bonamat Glass Coffee Pot 1.7L Instruction Manual

Model: 4251188769258

PRODUCT OVERVIEW

This manual provides essential information for the proper use and maintenance of your Bravilor Bonamat 1.7 liter glass coffee pot. Designed for use with compatible Bravilor Bonamat coffee machines, this durable glass carafe ensures optimal coffee serving.



Image: The Bravilor Bonamat 1.7 liter glass coffee pot, featuring a clear glass body, a black plastic lid, and an integrated black handle. The brand name "BRAVILOR MAT" is subtly embossed on the glass.

SETUP AND FIRST USE

1. **Unpacking:** Carefully remove the coffee pot and its lid from the packaging. Inspect for any damage during transit.
2. **Initial Cleaning:** Before first use, wash the coffee pot and lid thoroughly with warm soapy water. Rinse well to remove any residue. The coffee pot is **dishwasher safe**.
3. **Placement:** Ensure the coffee pot is placed securely on the warming plate of your compatible Bravilor Bonamat coffee machine.
4. **Lid Attachment:** Place the provided lid firmly onto the top of the coffee pot. The lid is essential for maintaining coffee temperature and preventing spills.

OPERATING INSTRUCTIONS

This coffee pot is designed to collect and serve brewed coffee from Bravilor Bonamat coffee machines.

- **Capacity:** The coffee pot has a capacity of 1.7 liters. Do not overfill beyond this capacity to prevent spillage.
- **Brewing:** Position the coffee pot correctly under the coffee machine's dispenser before starting the brewing cycle.
- **Serving:** Use the integrated handle for safe and easy pouring. The lid helps to retain heat while serving.
- **Warming Plate Use:** If your coffee machine has a warming plate, ensure the pot is centered on it to keep coffee warm.

MAINTENANCE AND CARE

Proper cleaning and care will extend the life of your coffee pot.

- **Daily Cleaning:** After each use, empty any remaining coffee and rinse the pot. Wash with warm water and mild dish soap.
- **Dishwasher Safe:** The coffee pot is suitable for cleaning in a dishwasher. Place it on the top rack if possible to prevent damage.
- **Stain Removal:** For stubborn coffee stains, a mixture of baking soda and water or a specialized coffee pot cleaner can be used. Allow it to soak, then scrub gently with a non-abrasive sponge.
- **Handle with Care:** Although durable, glass can break if dropped or subjected to sudden temperature changes. Avoid extreme hot-to-cold or cold-to-hot transitions.
- **Lid Care:** Clean the lid separately, ensuring no coffee residue accumulates in its crevices.

TROUBLESHOOTING

If you encounter issues with your coffee pot, consider the following:

- **Coffee Stains Persist:** If regular washing doesn't remove stains, try a stronger cleaning solution as described in the Maintenance section.
- **Lid Not Seating Properly:** Ensure the lid is clean and free of debris. Check for any physical damage to the lid or the pot's rim that might prevent a proper seal.
- **Breakage:** Glass is fragile. If the pot breaks, dispose of it safely and replace it. Avoid using a damaged pot.

SPECIFICATIONS

Feature	Detail
Brand	Bravilor Bonamat
Model Number	4251188769258
Capacity	1.7 Liters
Material	Glass
Special Feature	Dishwasher Safe
Included Components	Lid

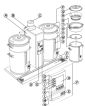


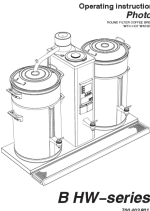
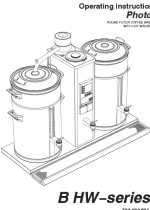
WARRANTY AND SUPPORT

This product is manufactured by Bravilor Bonamat. For specific warranty information or support inquiries, please refer to the documentation provided with your coffee machine or contact Bravilor Bonamat directly through their official website or

customer service channels.

You can find more information about Bravilor Bonamat products at[Bravilor Bonamat on Amazon.de](#).

Related Documents - 4251188769258

	<p>Bravilor Bonamat B5, B10, B20, B40 Operating Instructions Manual</p> <p>Official operating instructions and user manual for Bravilor Bonamat B5, B10, B20, and B40 round-filter coffee brewers. Learn about installation, daily use, maintenance, programming, and troubleshooting.</p>
	<p>Bravilor Bonamat Round Filter Coffee Brewer with Hot Water Tap - Operating Instructions</p> <p>Operating instructions manual for the Bravilor Bonamat Round Filter Coffee Brewer with Hot Water Tap (models B5HW, B10HW, B20HW). Covers installation, daily use, maintenance, and troubleshooting for professional users.</p>
	<p>Bravilor Bonamat B-series Coffee Machine User Manual and Instructions</p> <p>Comprehensive guide for operating, cleaning, descaling, and programming Bravilor Bonamat B-series coffee machines, including models B5, B10, B20, and B40. Covers daily use, maintenance, and error codes.</p>
	<p>Bravilor Bonamat B HW-series Coffee Brewer Operating Instructions</p> <p>Comprehensive operating instructions for the Bravilor Bonamat B HW-series round filter coffee brewer with hot water tap, covering usage, cleaning, descaling, programming, and error codes.</p>
	<p>Bravilor Bonamat B HW Series Coffee Brewer Operating Instructions</p> <p>Comprehensive operating instructions for the Bravilor Bonamat B HW Series Round Filter Coffee Brewer with Hot Water Tap, covering usage, cleaning, descaling, initial setup, programming, and error codes.</p>

Thermal Brewer Aurora

- ☐ Programmable
- ☐ Programmable
- ☐ Programmable
- ☐ Programmable
- ☐ Programmable
- ☐ Programmable
- ☐ Programmable
- ☐ Programmable



www.bravilor.com

[Bravilor Bonamat Thermal Brewer Aurora: Brewing Guide and Specifications](#)

Comprehensive guide to the Bravilor Bonamat Thermal Brewer Aurora filter coffee machine, detailing its features, SCAE Gold Cup standard compliance, programming menu, and extensive brewing parameters for Mild, Regular, and Dark roast profiles across various volumes.