

AILIHEN C8

AILIHEN C8 Wired On-Ear Headphones User Manual

Model: C8

INTRODUCTION

Thank you for choosing AILIHEN C8 Wired On-Ear Headphones. These headphones are designed to provide a comfortable listening experience with clear audio and convenient controls. This manual will guide you through the setup, operation, and maintenance of your new headphones to ensure optimal performance and longevity.



Image: AILIHEN C8 Wired On-Ear Headphones in Grey Green, showcasing the sleek design and integrated 3.5mm audio jack with inline controls.

WHAT'S IN THE BOX

Please check the package contents to ensure all items are present:

- AILIHEN C8 Wired On-Ear Headphones
- Ear Cushions (pre-installed)
- Integrated 3.5mm Audio Cable with In-Line Microphone and Controls

PRODUCT FEATURES



PERFECT FOR EVERYONE



Adjustable & Flexible+

- Comfortable fit for kids, teens, and also adults
- 3.5mm audio jack (No Bluetooth)
- Wired headphones, no need for charging



Adjustable & Flexible Design

The adjustable headband and flexible construction ensure a comfortable fit for various head sizes, suitable for both children and adults. The headphones are designed to adapt to the shape of your head for a perfect fit.

Image: Two individuals, an adult and a child, wearing the ALIHEN C8 headphones, demonstrating the adjustable and flexible design that accommodates different users.



All-Day Comfort

Equipped with ultra-soft protein leather ear cushions and breathable mesh, these headphones provide comfort for extended listening sessions. The full-sized, on-ear construction also aids in noise isolation.


Image: A detailed view of the headphone earcups, highlighting the breathable mesh and soft protein leather material designed for enhanced comfort during prolonged use.



Portable & Lightweight

The collapsible design allows for easy folding and compact storage, making these headphones highly portable. Made from advanced PP material, they are lightweight for convenient travel and storage.

Image: The AILIHEN C8 headphones shown in their folded, compact state, emphasizing their portability and lightweight design for easy carrying.



Powerful Audio Performance

Experience deep bass, crisp mids, and clear highs with the 40mm dynamic drivers. The sound isolation feature helps to minimize outside noise, allowing you to immerse yourself in your audio.

Image: The AILIHEN C8 headphones with visual representations of sound waves, illustrating their powerful audio performance and extra bass capabilities.

SETUP

Setting up your AILIHEN C8 headphones is straightforward:

1. **Unpack:** Carefully remove the headphones from their packaging.
2. **Unfold:** If folded, gently unfold the headphones until they are in their listening position.
3. **Adjust Headband:** Adjust the headband to fit comfortably on your head. The hinges allow for flexibility to ensure a snug fit.
4. **Connect:** Insert the 3.5mm audio jack firmly into the audio port of your device (smartphone, laptop, computer, Chromebook, MP3 player, tablet, etc.).

BROAD COMPATIBILITY



Smartphone



iPad



MP3



Chromebook



PC



Image: The AILIHEN C8 headphones displayed alongside various compatible devices such as a smartphone, iPad, MP3 player, Chromebook, and PC, illustrating their broad compatibility.

OPERATING INSTRUCTIONS

Your AILIHEN C8 headphones feature an in-line remote and microphone for convenient control of audio and calls.



EASY CONTROL with In-Line HD MIC



Music: pause/play
Previous Song: press 3 times
Next Song: press 2 times



Caller: answer/end
phones calls



Volume +
Volume -



No Bluetooth

Solid Connection

10000+ times
swings test

Strong Nylon Braided Cable

Higher toughness,
not prone to brittle fracture

Image: A detailed view of the in-line remote control and 3.5mm audio jack, showing the buttons for music playback, call management, and volume control.

Music Control:

- **Play/Pause:** Press the multi-function button once.
- **Next Song:** Press the multi-function button twice quickly.
- **Previous Song:** Press the multi-function button three times quickly.

Call Control:

- **Answer/End Call:** Press the multi-function button once.
- **Reject Call:** Press and hold the multi-function button.

Volume Control:

- **Volume Up:** Press the '+' button.
- **Volume Down:** Press the '-' button.

Note: The volume control buttons on the in-line remote cannot be used on a PC. If you need to use the microphone on a computer, an additional adapter (not included) may be required.

MAINTENANCE

Proper care and maintenance will extend the life of your headphones:

- **Cleaning:** Use a soft, dry cloth to clean the earcups and headband. Do not use harsh chemicals or abrasive cleaners.
- **Storage:** When not in use, fold the headphones and store them in a clean, dry place away from extreme temperatures and direct sunlight.
- **Cable Care:** The braided cord is designed to resist kinks and twists. Avoid excessive pulling or sharp bending of the cable, especially near the connectors.
- **Moisture:** These headphones are not water-resistant. Avoid exposure to water or high humidity.

TROUBLESHOOTING

If you encounter any issues with your AILIHEN C8 headphones, please refer to the following common solutions:

Problem	Possible Cause	Solution
No sound or low volume	<ul style="list-style-type: none">• Cable not fully inserted• Device volume too low• Incorrect audio output selected on device• Damaged cable/jack	<ul style="list-style-type: none">• Ensure 3.5mm jack is fully inserted into the device.• Increase volume on your device and using the in-line controls.• Check your device's audio settings to ensure headphones are selected as output.• Try with another device to rule out cable damage.
Microphone not working	<ul style="list-style-type: none">• Microphone muted on device• Incorrect input selected on device• Adapter needed for PC	<ul style="list-style-type: none">• Check device settings to ensure microphone is not muted.• Verify microphone input is selected in device audio settings.• For PC use, a Y-splitter adapter (TRRS to TRS) may be required for separate mic and audio jacks.
In-line controls not responding	<ul style="list-style-type: none">• Incompatibility with device• Loose connection	<ul style="list-style-type: none">• Some devices may have limited compatibility with in-line controls.• Ensure the 3.5mm jack is securely connected.• Note: Volume controls do not function on PC.

SPECIFICATIONS

Feature	Specification
Model Name	C8

Feature	Specification
Connectivity Technology	Wired
Headphones Jack	3.5 mm Jack
Frequency Response	20 Hz - 20,000 Hz
Impedance	32 Ohm
Noise Control	Sound Isolation
Control Type	Volume Control, Call Control
Cable Feature	Tangle Free, Braided
Cable Length	59 inches (approx. 1.5 meters)
Material	Faux Leather (ear cushions), Advanced PP Material (headband)
Item Weight	180 Grams (6.3 ounces)
Product Dimensions	7.5 x 7 x 3.5 inches
Ear Placement	On Ear
Form Factor	Bi-fold
Compatible Devices	Cellphones, Desktops, Laptops, Tablets, Chromebooks, MP3/MP4 Players
Water Resistance Level	Not Water Resistant





WARRANTY AND SUPPORT

AILIHEN products are manufactured with high-quality standards. For specific warranty information and support, please refer to the documentation included with your purchase or visit the official AILIHEN website. You may also contact AILIHEN customer service directly for assistance with product inquiries, troubleshooting, or warranty claims. For additional resources, you may find the official user manual PDF[here](#).



© 2025 AILIHEN. All rights reserved.

Related Documents - c8

 <p>AILIHEN® C8 Audio Headphones Owner's Guide Visit www.ailihen.com for more info.</p>	<p>AILIHEN C8 Audio Headphones Owner's Guide</p> <p>Owner's guide for AILIHEN C8 Audio Headphones, covering safety information, components, usage instructions, troubleshooting, and limited warranty details. Learn how to properly use and care for your AILIHEN C8 headphones.</p>
 <p>AILIHEN® I35 Headphones Owner's Guide Visit www.ailihen.com for more info.</p>	<p>AILIHEN I35 Headphones Owner's Guide: Features, Safety, and Support</p> <p>Comprehensive owner's guide for AILIHEN I35 headphones. Learn about setup, usage, safety precautions, troubleshooting, warranty, and customer support.</p>
 <p>NATURAL WOVEN SHADES INSTALLATION AND OPERATING INSTRUCTIONS Visit www.naturalwovenshades.com for more info.</p>	<p>Natural Woven Shades Installation and Operating Instructions</p> <p>Comprehensive guide for installing and operating Natural Woven Shades, covering mounting types, bracket installation, shade operation, care, child safety, and warranty information.</p>
 <p>BOYA MICROPHONE CATALOG 2019 Visit www.boyamicrophone.com for more info.</p>	<p>BOYA Microphone Catalog 2019 - Professional Audio Solutions</p> <p>Explore the BOYA Microphone Catalog 2019, featuring a comprehensive range of professional audio solutions. This catalog showcases wired and wireless microphones, lavalier microphones, digital and USB microphones, shotgun microphones, audio adapters, boompoles, windshields, and shock mounts designed for videographers, broadcasters, filmmakers, and content creators. Discover high-quality audio equipment available in over 150 countries.</p>