

## Manuals+

[Q & A](#) | [Deep Search](#) | [Upload](#)

[manuals.plus](#) /

› [PetSafe](#) /

› [PetSafe Stay & Play Wireless Pet Fence with Replaceable Battery Collar - Circular Boundary Secures up to 3/4 Acre, No-Dig Portable Electric Fence, for Dogs 5 lb & Up, from Parent INVISIBLE FENCE BRAND Wireless Fence Kit](#)

### PetSafe PIF00-15001

# PetSafe Stay & Play Wireless Pet Fence Instruction Manual

MODEL: PIF00-15001

From the Parent INVISIBLE FENCE BRAND

## Product Overview

---

The PetSafe Stay & Play Wireless Pet Fence system offers a convenient, no-dig solution for pet containment, creating a circular boundary up to 3/4 acre. This system is designed to provide freedom for your pet while ensuring their safety within a defined area. It includes a replaceable battery collar with adjustable correction levels and a tone-only training mode, suitable for dogs 5 lb and up.




Image: PetSafe Stay & Play Wireless Fence kit components including the transmitter, receiver collar, and boundary flags.

## Setup and Installation

The PetSafe Stay & Play Wireless Fence is designed for quick and easy setup, typically within 1-2 hours. The system creates a circular boundary without the need for digging or burying wires.

- **Transmitter Placement:** Place the transmitter indoors in a central location to establish the circular boundary. Ensure it is near an electrical outlet.
- **Collar Setup:** Fit the receiver collar snugly on your dog's neck. The collar is waterproof and adjustable to fit neck sizes 6-28 inches.
- **Boundary Flags:** Use the included 50 boundary training flags to visually mark the perimeter of the containment area during the training phase.

# Set up in 1-2 hours, covers up to 3/4 acre



Acts as the center of your pet's circular play area



Keeps your pet secure in their play area, alerts them when they are close to the boundary



Temporarily give a visual cue for learning the boundary

*Image: Diagram illustrating the wireless fence components and their function in defining the pet's play area.*

## Operating Your PetSafe Stay & Play Wireless Fence

---

The system operates by emitting a radio signal from the transmitter, creating an invisible boundary. When your pet approaches this boundary, the receiver collar delivers a warning tone, followed by a static correction if they continue to move closer to the edge.

- **Correction Levels:** The collar features 5 adjustable static correction levels, allowing you to customize the intensity to suit your pet's temperament.
- **Tone-Only Mode:** A tone-only training mode is available for initial training, providing an audible warning without static correction.
- **Static-Free Re-entry:** The system allows your pet to return to the safe area without receiving a correction if they cross the boundary.

- **Multi-Pet Customization:** Additional collars can be added to the system to contain multiple pets, each with their own customized settings.

## Endorsed by vets & trainers

Proprietary circular boundary gives unmatched accuracy with no digging or wire to bury



*Image: A dog within the defined play area, showing the correction zone and the correction-free re-entry feature.*





5 correction levels



Battery status indicator



Tone alert



Long-lasting replaceable battery



Add collars to contain additional pets



Waterproof

*Image: Detailed view of the receiver collar, outlining its key features including correction levels, tone alert, battery indicator, and waterproof design.*

## Maintenance

Regular maintenance ensures the longevity and effectiveness of your PetSafe Stay & Play Wireless Fence system.

- **Battery Replacement:** The receiver collar uses a replaceable 6-Volt battery (RFA-67). Battery life typically lasts 1-3 months depending on usage. A low battery indicator will alert you when replacement is needed.
- **Collar Cleaning:** Periodically clean the receiver collar and contact points to ensure proper function and prevent skin irritation for your pet.
- **Transmitter Check:** Ensure the transmitter remains plugged in and powered on for continuous operation.

# Over 11 million dogs protected

## NEW BRAND LOOK!



You may receive either of  
these packages.

*Image: PetSafe RFA-67 replacement batteries, highlighting the importance of having spares for continuous operation.*

## Troubleshooting

If you encounter issues with your PetSafe Stay & Play Wireless Fence, consider the following:

- **Inconsistent Boundary:** Wireless systems can sometimes experience signal inconsistencies due to environmental factors or interference. Try repositioning the transmitter to a more central location or away from large metal objects.
- **Collar Not Correcting:** Check the collar's battery. Ensure the contact points are making proper contact with your pet's skin. Test the collar using the provided test light tool.
- **Power Outages:** In areas with frequent power outages, an Uninterruptible Power Supply (UPS) is advised for the transmitter to prevent unintended activation of the receiver collar when power is restored.
- **Pet Not Responding:** Review the training steps. Ensure the correction level is appropriate for your pet. Some pets may require a higher correction level or more consistent training sessions.

## Product Specifications

Feature	Detail
Item Weight	5.51 pounds
Item Model Number	PIF00-15001
Item Package Dimensions L x W x H	12 x 12 x 10.5 inches
Item Dimensions LxWxH	11.49 x 11.65 x 10.31 inches
Batteries	1 Lithium Metal battery required (included)
Material	Nylon (Collar)
Included Components	Waterproof receiver with adjustable 3/4" collar strap, Product manual, Short and long contact points, 50 boundary training flags, 6-Volt battery (RFA-67), Mounting bracket and hardware, Test light tool, Contact point wrench, Transmitter with power adaptor

## Warranty Information


The PetSafe Stay & Play Wireless Pet Fence comes with a **1 Year Limited Warranty**. Please retain your proof of purchase for warranty claims. For detailed terms and conditions, refer to the official product manual or contact PetSafe customer support.

## Additional Support

For further assistance, detailed training guides, or to purchase replacement parts, please refer to the official PetSafe User Guide and User Manual PDFs available online. You can also visit the PetSafe website or contact their customer service for personalized support.






- User Guide (PDF): [Download Here](#)
- User Manual (PDF): [Download Here](#)
- Safety Information (PDF): [Download Here](#)

### Related Documents - PIF00-15001



[PetSafe Stay + Play Wireless Fence Operating Guide](#)

Comprehensive operating and training guide for the PetSafe Stay + Play Wireless Fence system, detailing setup, safety precautions, training phases, troubleshooting, and system features for effective pet containment.

 <p>Stay &amp; Play® Wireless Fence Receiver Collar for Stubborn Dogs</p> <p>PIF00-13672      Product Manual</p> <p><small>PLEASE READ THIS ENTIRE PRODUCT MANUAL BEFORE BEGINNING</small></p>	<p><a href="#">PetSafe Stay &amp; Play Wireless Fence Receiver Collar for Stubborn Dogs - Product Manual</a></p> <p>This product manual provides comprehensive instructions for setting up, using, and maintaining the PetSafe Stay &amp; Play Wireless Fence Receiver Collar for Stubborn Dogs. It covers important safety information, system operation, fitting the collar, troubleshooting common issues, and warranty details.</p>
 <p>Operating Guide</p> <p>protect. teach. love.®</p> <p>stay + play wireless fence®</p> <p>PetSafe</p>	<p><a href="#">PetSafe Stay + Play Wireless Fence Operating Guide</a></p> <p>Comprehensive operating and training guide for the PetSafe Stay + Play Wireless Fence system, detailing setup, usage, safety precautions, and troubleshooting for effective pet containment.</p>
 <p>Operating and Training Guide</p> <p>protect. teach. love.®</p> <p>stay + play wireless fence®</p> <p>PetSafe</p>	<p><a href="#">PetSafe Stay + Play Wireless Fence Operating and Training Guide</a></p> <p>Comprehensive guide for setting up, training, and troubleshooting the PetSafe Stay + Play Wireless Fence system for pet containment. Includes safety information, components, system operation, fitting instructions, training phases, FAQs, and troubleshooting tips.</p>
 <p>Stay &amp; Play® Wireless Fence Rechargeable Receiver Collar</p> <p>PIF00-14288      Product Manual</p> <p><small>PLEASE READ THIS ENTIRE PRODUCT MANUAL BEFORE BEGINNING</small></p>	<p><a href="#">PetSafe Stay &amp; Play Wireless Fence Rechargeable Receiver Collar User Manual</a></p> <p>This user manual provides comprehensive instructions for the PetSafe Stay &amp; Play Wireless Fence Rechargeable Receiver Collar, covering setup, safety guidelines, operation, status indicators, troubleshooting, and terms of use.</p>
 <p>stubborn dog stay + play wireless fence receiver collar</p> <p>PIF00-13672      Operating Guide</p> <p><small>PLEASE READ THIS ENTIRE PRODUCT MANUAL BEFORE BEGINNING</small></p>	<p><a href="#">PetSafe Stubborn Dog Stay + Play Wireless Fence Receiver Collar Operating Guide</a></p> <p>This operating guide provides essential information for the PetSafe Stubborn Dog Stay + Play Wireless Fence Receiver Collar (Model PIF00-13672). Learn about system setup, safety precautions, proper collar fitting, and troubleshooting to ensure effective and safe pet containment.</p>