

Altec Lansing IMW576-RED

Altec Lansing IMW576-RED Boom Jacket Bluetooth Speaker User Manual

Model: IMW576-RED

1. INTRODUCTION

The Altec Lansing IMW576-RED Boom Jacket Bluetooth Speaker is a rugged, portable audio device designed for outdoor and active lifestyles. It features IP67-rated waterproof, sand proof, shockproof, and snow proof construction, allowing it to float and be submersible. With a 50-foot wireless range, 40 hours of battery life, and a built-in power bank, it's ideal for extended use. This manual provides detailed instructions for setting up, operating, and maintaining your speaker.

2. WHAT'S IN THE BOX

- Altec Lansing IMW576-RED Boom Jacket Bluetooth Speaker
- Charging Cable
- Auxiliary Cable
- Universal Mounting Bracket

3. PRODUCT OVERVIEW

The Boom Jacket speaker is engineered for durability and high-quality sound, featuring a robust design and advanced audio technology.

Key Features

- **Everything Proof:** IP67 rated - waterproof, dustproof, shockproof, and floats.
- **Superior Sound:** Dual 2.0" neodymium drivers, passive radiator, Altec Lansing DSP audio enhancement, and aptX CD-quality wireless audio.
- **Extended Battery Life:** Up to 40 hours of continuous playback.
- **Power Bank:** Charge your mobile devices directly from the speaker.
- **Speakerphone:** Built-in microphone with spoken caller ID.

- **Voice Confirmation:** Audio prompts for pairing and battery level.
- **NFC Compatible:** Easy one-touch pairing with NFC-enabled devices.
- **Universal Mounting:** Includes a bracket for attachment to bikes, kayaks, and more.



Figure 3.1: Front view of the Altec Lansing IMW576-RED Boom Jacket Bluetooth Speaker, showcasing its red and black rugged design.

4. SETUP

4.1 Charging the Speaker

Before first use, fully charge your Boom Jacket speaker. Connect the charging cable to the speaker's charging port (typically located under a protective flap) and plug the other end into a USB power adapter or computer USB port. The charging indicator light will illuminate.



Figure 4.1: Side view of the speaker, illustrating the location of the charging port, usually protected by a rubber flap.

4.2 Bluetooth Pairing

1. Ensure the speaker is charged and powered off.
2. Press and hold the Power button () on the speaker until you hear a voice prompt indicating it's in pairing mode. The Bluetooth indicator light will flash.
3. On your smartphone or Bluetooth-enabled device, go to the Bluetooth settings.
4. Select "IMW576" from the list of available devices.
5. Once connected, you will hear a voice confirmation, and the Bluetooth indicator light will turn solid.

For NFC-enabled devices, simply tap your device to the NFC area on the speaker to initiate pairing.

5. OPERATING INSTRUCTIONS

5.1 Power On/Off

Press and hold the Power button () for 2-3 seconds to turn the speaker on or off.

5.2 Volume Control

Use the '+' button to increase volume and the '-' button to decrease volume. You can also control the volume from your connected device.

5.3 Answering Calls

When a call comes in, the speaker will announce the caller ID. Press the Play/Pause button (▶||) to answer the call. Press it again to end the call.



Figure 5.1: Top view of the speaker, highlighting the power, volume, and play/pause buttons for easy control.

5.4 Mounting the Speaker

The Boom Jacket comes with a universal mounting bracket. Attach the bracket to the speaker's integrated mounting mechanism. This allows you to securely fasten the speaker to various equipment like bikes, kayaks, or jet skis.



Figure 5.2: The Boom Jacket speaker shown with the universal mounting bracket attached, ready for outdoor activities.

6. MAINTENANCE

6.1 Cleaning

To clean the speaker, use a soft, damp cloth. For stubborn dirt, a mild soap solution can be used. Ensure all protective flaps are securely closed before cleaning, especially if using water. Do not use harsh chemicals or abrasive cleaners.

6.2 Storage

Store the speaker in a cool, dry place away from direct sunlight and extreme temperatures. If storing for an extended period, ensure the battery is partially charged (around 50%) to prolong its lifespan.

7. TROUBLESHOOTING

Problem	Possible Cause	Solution
Speaker does not turn on.	Battery is drained.	Charge the speaker fully.
Cannot pair with Bluetooth device.	Speaker is not in pairing mode or device is too far.	Ensure speaker is in pairing mode (flashing light). Move device closer. Forget device on your phone and re-pair.

Problem	Possible Cause	Solution
No sound.	Volume is too low or device is not connected.	Increase speaker and device volume. Verify Bluetooth connection.
Poor sound quality.	Device is too far or interference.	Move device closer to the speaker. Avoid obstacles between speaker and device.

8. SPECIFICATIONS

Feature	Detail
Model Name	IMW576
Color	Red
Material	Rubber
Speaker Type	Outdoor
Connectivity Technology	Bluetooth
Wireless Communication Technology	Bluetooth
Bluetooth Range	32.8 Feet (50-foot range mentioned in description, using spec sheet value)
Battery Life	40 Hours
Power Source	Battery Powered
Water Resistance Level	Waterproof (IP67 Rated)
Item Weight	1 Pounds
Product Dimensions	5"D x 4"W x 5"H
Speaker Maximum Output Power	25 Watts
Audio Output Mode	Stereo







9. WARRANTY AND SUPPORT

Altec Lansing products are designed for durability and performance. For specific warranty information regarding your IMW576-RED Boom Jacket Bluetooth Speaker, please refer to the warranty card included with your product or visit the official Altec Lansing website.

For technical support, troubleshooting assistance, or to inquire about replacement parts, please contact Altec Lansing customer service. You can find contact details on the official Altec Lansing website or through the retailer where you purchased the product.

Visit the [Altec Lansing Store on Amazon](#) for more products and information.

Related Documents - IMW576-RED

	<p>Altec Lansing Boom Jacket II Rugged Bluetooth Speaker Quick Start Guide</p> <p>Quick start guide for the Altec Lansing Boom Jacket II rugged Bluetooth speaker, covering setup, pairing, features, charging, warranty, and support information.</p>
	<p>Altec Lansing Omni Jacket IMW678 Bluetooth Speaker Quick Start Guide</p> <p>Get started quickly with your Altec Lansing Omni Jacket IMW678 Bluetooth speaker. This guide covers package contents, button functions, charging, pairing via Bluetooth and NFC, using the Altec Connect app, multi-speaker connection, and auxiliary input. Includes technical support and FCC compliance information.</p>
	<p>Altec Lansing ATP3 Computer Speaker System User Guide and Setup</p> <p>Comprehensive user guide for the Altec Lansing ATP3 computer speaker system, covering specifications, setup instructions, safety precautions, and control usage.</p>
	<p>Altec Lansing ACS65i Amplified Speaker System User Guide</p> <p>User guide for the Altec Lansing ACS65i amplified speaker system. This document provides detailed instructions on setup, operation, safety precautions, specifications, and warranty information for multimedia computer audio applications.</p>
	<p>Altec Lansing Baby Boom XL Rugged Wireless Speaker IMW270 Quick Start Guide</p> <p>Comprehensive guide for the Altec Lansing Baby Boom XL Rugged Wireless Speaker (IMW270), detailing setup, operation, features like True Wireless Stereo (TWS) mode, charging, and customer support information.</p>
	<p>Altec Lansing IMW269 Baby Boom Rugged Bluetooth Speaker Quick Start Guide</p> <p>Quick start guide for the Altec Lansing IMW269 Baby Boom Rugged Bluetooth Speaker, covering setup, charging, Bluetooth pairing, music control, and call functions.</p>