

## Sun Joe CJ601E-HP

# Sun Joe CJ601E-HP Electric Chipper + Shredder Hardware Pack

## INSTRUCTION MANUAL

Model: CJ601E-HP

### 1. Introduction

This instruction manual provides essential information regarding the Sun Joe CJ601E-HP Hardware Pack. This pack contains replacement and accessory hardware specifically designed for the Sun Joe CJ601E Electric Chipper + Shredder. It is intended to assist users in maintaining and servicing their equipment.

For complete operational and safety instructions for the Sun Joe CJ601E Electric Chipper + Shredder, please refer to the main product manual that accompanied your chipper/shredder unit.

### 2. Safety Information

While this hardware pack itself does not pose significant operational hazards, it is crucial to observe all safety precautions when working with power tools. Always ensure the main chipper/shredder unit is unplugged and de-energized before attempting any assembly, maintenance, or part replacement. Wear appropriate personal protective equipment (PPE) such as gloves and eye protection.

Keep all small parts out of reach of children. If you are unsure about any installation step, consult a qualified technician or the main CJ601E product manual.

### 3. Package Contents

The Sun Joe CJ601E-HP Hardware Pack includes the following components:

- **Stand Assembly Screws + Washers:** Four (4) self-tapping screws and four (4) gaskets for securing the stand.
- **Paddle Clip Holder:** One (1) clip designed to hold the paddle.
- **Spanner:** One (1) wrench for tightening or loosening specific fasteners.

- **Hex Key:** One (1) L-shaped hexagonal wrench for fasteners with a hexagonal socket.



Image 1: The Sun Joe CJ601E-HP Hardware Pack as packaged, showing contents list.



*Image 2: Close-up view of the individual hardware components included in the pack.*

#### 4. Setup and Installation

This hardware pack provides replacement parts for the Sun Joe CJ601E Electric Chipper + Shredder. Refer to your original CJ601E instruction manual for detailed assembly and installation steps for each component.

- **Stand Assembly Screws + Washers:** These are used to securely attach the stand to the main chipper unit. Ensure proper alignment and tighten screws firmly but do not overtighten. The gaskets provide a secure fit and help reduce vibration.
- **Paddle Clip Holder:** This component is typically used to store the pusher paddle when not in use. Attach it to the designated location on the chipper frame as indicated in your main manual.
- **Spanner & Hex Key:** These tools are provided for general maintenance and assembly tasks on your CJ601E chipper, such as tightening bolts or accessing specific components. Use the appropriate tool for the corresponding fastener.

Always ensure all fasteners are properly secured before operating the chipper/shredder.

## 5. Operating

The hardware pack itself is not an operational component of the chipper. Its contents are for assembly, maintenance, and replacement purposes. Once the hardware components are correctly installed on your Sun Joe CJ601E Electric Chipper + Shredder, refer to the main CJ601E instruction manual for detailed operating procedures, safety guidelines, and usage instructions for the chipper/shredder unit.

## 6. Maintenance

Regular maintenance of your Sun Joe CJ601E Electric Chipper + Shredder is crucial for its longevity and safe operation. The components in this hardware pack are designed to facilitate such maintenance.

- **Fastener Checks:** Periodically inspect all screws and bolts on your chipper, especially those securing the stand, for tightness. Use the provided spanner and hex key as needed to ensure they remain secure.
- **Component Replacement:** If any of the hardware components (screws, washers, paddle clip holder) become damaged or lost, use the parts from this pack as replacements.

Always disconnect power to the chipper before performing any maintenance or inspection.

## 7. Troubleshooting

This section addresses issues related to the hardware pack. For troubleshooting issues with the Sun Joe CJ601E Electric Chipper + Shredder itself, refer to its dedicated manual.

- **Missing Parts:** If any components listed in Section 3 are missing from your hardware pack upon arrival, contact Sun Joe customer support immediately.
- **Incorrect Fit:** Ensure you are using the correct hardware pack for your specific model (CJ601E). If parts do not fit, double-check the model number and contact support if necessary.
- **Loose Components After Installation:** Re-tighten all fasteners. If components repeatedly loosen, inspect for stripped threads or damaged parts and replace as needed.

## 8. Specifications

Product Name	Sun Joe CJ601E-HP Electric Chipper + Shredder Hardware Pack
Model Number	CJ601E-HP
Item Weight	3.84 ounces (approx. 0.11 kg)
Product Dimensions	5 x 7 x 1 inches (approx. 12.7 x 17.8 x 2.5 cm)
UPC	0810829024749

## 9. Warranty and Support

Sun Joe products are designed for quality and reliability. While this hardware pack is intended to keep your equipment in top shape, specific warranty details for replacement parts may vary. For information regarding product warranty or if you require assistance with your Sun Joe CJ601E-HP Hardware Pack or the CJ601E Electric Chipper + Shredder, please contact Sun Joe customer support.





**Sun Joe Customer Support:**



Phone: 1-866-SNOWJOE (1-866-766-9563)

Please have your product model number (CJ601E-HP) and purchase information ready when contacting support.

© 2023 Sun Joe. All rights reserved.

## Related Documents - CJ601E-HP

	<p><a href="#">Sun Joe CJ602E Electric Wood Chipper + Shredder Operator's Manual</a></p> <p>This operator's manual for the Sun Joe CJ602E Electric Wood Chipper + Shredder provides essential safety instructions, assembly guidance, operating procedures, maintenance tips, and troubleshooting advice for effective and safe yard waste management.</p>
	<p><a href="#">Sun Joe CJ601E Electric Wood Chipper + Shredder Operator's Manual</a></p> <p>Comprehensive operator's manual for the Sun Joe CJ601E Electric Wood Chipper + Shredder, detailing safety instructions, assembly, operation, maintenance, and troubleshooting for efficient yard waste management.</p>
	<p><a href="#">Sun Joe CJ603E Electric Wood Chipper + Shredder Operator's Manual</a></p> <p>Comprehensive operator's manual for the Sun Joe CJ603E Electric Wood Chipper + Shredder, covering safety instructions, operation, assembly, maintenance, and troubleshooting. Learn how to safely and effectively use your wood chipper.</p>
	<p><a href="#">Sun Joe SDJ617E Bladeless Electric Leaf Mulcher + Shredder Operator's Manual</a></p> <p>Comprehensive operator's manual for the Sun Joe SDJ617E Bladeless Electric Leaf Mulcher + Shredder. Learn about safety instructions, assembly, operation, maintenance, and troubleshooting for your leaf mulcher.</p>

 The image shows the front cover of the Sun Joe SDJ616 Electric Leaf Mulcher + Shredder Operator's Manual. At the top left is the Sun Joe logo. The title 'BLADELESS ELECTRIC LEAF MULCHER + SHREDDER' is prominently displayed. Below the title is a photograph of the mulcher/shredder unit. The cover also features a QR code and a 'THANK YOU FOR YOUR PURCHASE!' message. At the bottom, there is a 'SCAN HERE' section with a QR code and a 'UPGRADE YOUR COVERAGE AT SHOPJOE.COM/REQUEST' link.	<p><a href="#">Sun Joe SDJ616 Electric Leaf Mulcher + Shredder Operator's Manual</a></p> <p>Operator's manual for the Sun Joe SDJ616 electric leaf mulcher and shredder. Includes safety instructions, operation details, maintenance, and troubleshooting.</p>
 The image shows the front cover of the Sun Joe 24V Cordless Compact Turbine Jet Blower Operator's Manual. At the top left is the Sun Joe logo. The title 'CORDLESS COMPACT TURBINE JET BLOWER' is prominently displayed. Below the title is a photograph of the jet blower unit. The cover also features a QR code and a 'THANK YOU FOR YOUR PURCHASE!' message. At the bottom, there is a 'SCAN HERE' section with a QR code and a 'UPGRADE YOUR COVERAGE AT SHOPJOE.COM/REQUEST' link.	<p><a href="#">Sun Joe 24V Cordless Compact Turbine Jet Blower Operator's Manual</a></p> <p>This operator's manual provides essential safety instructions, operating tips, and maintenance guidelines for the Sun Joe 24V Cordless Compact Turbine Jet Blower (Model 24V-TB-LTE). Learn how to safely use, charge, and maintain your jet blower for optimal performance.</p>