

Cross AT0112S-14

Cross AutoCross Calais Ballpoint Pen User Manual

Model: AT0112S-14

INTRODUCTION

This manual provides essential information for the proper use, care, and maintenance of your Cross AutoCross Calais Ballpoint Pen. Designed with Art Deco inspired lines and a sophisticated Matte Black finish, this pen offers a superior writing experience. Please read this manual thoroughly to ensure optimal performance and longevity of your writing instrument.

PRODUCT OVERVIEW

Key Features:

- A Matte Black finish with polished chrome appointments and center band.
- Patented Swivel-action repel/propel feature for smooth tip extension and retraction.
- Specially formulated ink flows flawlessly for a superior writing experience.
- Includes one black medium refill (#8513) in pen (other ink colors and widths available).
- Convenient packaging.

What's in the Box:

- Cross Calais Matte Black Ballpoint Pen (Model AT0112S-14)

Product Images:



Figure 1: The Cross AutoCross Calais Ballpoint Pen featuring its matte black finish and chrome accents.





Figure 2: Detailed views highlighting the Cross logo on the clip, the chrome center band, and the pen's tip.



Figure 3: The Cross Calais Ballpoint Pen presented within its standard retail packaging.



Figure 4: An assortment of Cross Calais pens showcasing the range of available colors and finishes.

SETUP

Your Cross Calais Ballpoint Pen comes ready for immediate use. No assembly is required. Simply remove the pen from its packaging.

1. Carefully unbox the pen from its protective packaging.
2. Ensure the pen's tip is retracted before handling to prevent accidental marks.

OPERATING INSTRUCTIONS

The Cross Calais Ballpoint Pen features a patented swivel-action mechanism for extending and retracting the writing tip.

1. **To Extend the Tip:** Hold the lower barrel of the pen firmly with one hand. With the other hand, twist the upper barrel (the section with the clip) clockwise until the writing tip fully extends.

2. **To Retract the Tip:** Twist the upper barrel counter-clockwise until the writing tip is fully retracted into the pen body.

Always retract the tip when not in use to protect the ink and prevent accidental marks on surfaces or clothing.

MAINTENANCE

Cleaning:

To maintain the appearance of your pen, wipe it periodically with a soft, dry, lint-free cloth. Avoid using abrasive cleaners or solvents, as these can damage the finish.

Refill Replacement:

When the ink runs out or if you wish to change ink color or point size, replace the refill with a genuine Cross Ballpoint Pen Refill (e.g., #8513 for black medium). Other compatible Cross refills are available.

1. Ensure the pen tip is fully retracted.
2. Gently unscrew the upper barrel from the lower barrel by twisting counter-clockwise.
3. Carefully remove the old ink refill.
4. Insert the new Cross Ballpoint Pen Refill into the lower barrel, ensuring it seats properly.
5. Screw the upper barrel back onto the lower barrel by twisting clockwise until securely fastened. Do not overtighten.
6. Test the pen by extending and retracting the tip and writing a few strokes.

TROUBLESHOOTING

Problem	Possible Cause	Solution
Ink not flowing / Pen not writing	Refill is empty or dried out.	Replace the ink refill. Ensure it is a genuine Cross refill.
Tip does not extend or retract smoothly	Mechanism is dirty or misaligned; Overtightened barrel.	Gently unscrew and re-screw the barrel. Ensure no debris is obstructing the mechanism. Do not overtighten when reassembling. If the issue persists, contact Cross customer support.
Pen feels loose or wobbly	Barrel is not fully tightened.	Gently twist the upper and lower barrels until they are securely fastened.

SPECIFICATIONS

Attribute	Detail
Brand	Cross
Model Number	AT0112S-14
Item Weight	1.27 ounces
Product Dimensions	5.31 x 0.51 x 0.55 inches
Color	Matte Black- No Gift Box

Attribute	Detail
Closure	Snap
Grip Type	Ergonomic Grip
Material Type	Chrome
Number of Items	1
Point Type	Medium
Line Size	0.5mm
Ink Color	Black




Warranty and Support




Cross writing instruments are renowned for their quality and craftsmanship. Many Cross pens, including the Calais series, are backed by a **Lifetime Mechanical Warranty** against defects in materials and workmanship. This warranty ensures your pen will provide years of reliable service.

For warranty claims, service, or to purchase additional refills and accessories, please visit the official Cross website or contact their customer support directly. You can also find more information and products at the [Cross Store on Amazon](#).


© 2024 Cross. All rights reserved. Information in this manual is subject to change without notice.

Related Documents - AT0112S-14

	<p>Cross Bicycle Owner's Manual: Safety, Maintenance, and Specifications</p> <p>Comprehensive owner's manual for Cross bicycles, covering safety guidelines, technical specifications, installation, maintenance, and warranty information.</p>
	<p>Laserliner AutoCross-Laser 3C: Operation, Safety, and Technical Guide</p> <p>Detailed user manual for the Laserliner AutoCross-Laser 3C cross line laser. Covers product features, safety precautions, operating instructions, calibration procedures, maintenance, and technical specifications.</p>
	<p>Mathilda Pen Kit Assembly Instructions: Step-by-Step Guide</p> <p>Comprehensive guide for assembling the Mathilda Pen Kit. Covers required tools and materials, blank preparation (cutting, drilling, gluing, squaring), turning, sanding, finishing, and final pen assembly. Includes detailed steps and component descriptions.</p>

	<p>Meyer&Cross Table Lamp - Safety, Care, and Assembly Instructions</p> <p>Essential safety instructions, care guidelines, and assembly information for the Meyer&Cross Table Lamp (models TL1807, TL1808, TL1809).</p>
	<p>KYX Roof Rack Cross Bars Installation Guide for Jeep Wrangler JK/JL</p> <p>This guide provides essential information for installing and using KYX Aviation Aluminum Crossbars on Jeep Wrangler JK (2007-2018) and JL (2018-2022) models. It covers safety precautions, installation steps, load capacity, driving considerations, and maintenance.</p>
	<p>IKEA IVAR Storage Solution: Buying Guide and Combinations</p> <p>Discover the versatile IKEA IVAR storage system. This comprehensive buying guide details care instructions, environmental considerations, safety advice, and presents numerous pre-designed combinations with itemized shopping lists to help you create your ideal storage solution.</p>

Documents - Cross – AT0112S-14



[\[pdf\]](#) Instructions Catalog

YEARS WARNINGS Follow all Instructions for use that accompany product Pen caps can obstruct breathing Keep out of mouth UK Retail catalogue 2017 s7d5 scene7 is content ATCross Ben MiniCats RETAIL COLLECTION 2016/2017 CELEBRATING 170 YEARS OF CRAFTSMANSHIP The story of Cross began in 184 ... ball Pen #AT0115-14 in Premium Gift Box #AT0115S-14 in Self-Serve Box Ballpoint Pen #AT0112-14 #AT0112S-14 in Premium Gift Box in Self-Serve Box POLISHED CHROME A gleaming polished chrome define...

lang:en score:21 filesize: 7.08 M page_count: 58 document date: 2016-11-30



[\[pdf\]](#) Borchure

DOWNLOAD BROCHUREBusiness Gift A T Cross UK2025 EMEA BG Brochurecdn shopify s files 1 0684 5467 8621 2025 Brochure v 1750151860 |||

BRANDED GIFTING SOLUTIONS CELEBRATE YOUR SUCCESS STORIES WITH THE CROSS LEGACY OF EXCELLENCE OUR HERITAGE WE VE BEEN WRITING OUR STORY SINCE 1846. INVENTING. INNOVATING. ALWAYS EVOLVING. Since our earliest days, Cross has rewritten the rules for putting pen to paper. 1846 A.T. Cross Company was ...

lang:en score:11 filesize: 10.73 M page_count: 92 document date: 2025-06-17



[\[pdf\]](#) Warranty

Main Street Stamp and Stationery Fine Writing 12245 SW in Tigard OregonCrossPensmedia rainpos

9868 CrossPens |||

RETAIL COLLECTION 2021/2022 CONNECTIONS THAT LAST A LIFETIME An

iconic Cross pen has been the gift ... ain Pen with Medium Fountain Pen with

Polished Stainless Steel Nib Polished Stainless Steel Nib **AT0112S-14** 34 AT0112S-1

34 Ballpoint Pen Ballpoint Pen LIFETIME MECHANICAL WARRANTY 63 CROS...

lang:en **score:9** filesize: 9.43 M page_count: 61 document date: 2021-11-01