

Manuals.plus /

› Ariston /

› Ariston VELIS EVO 65 Litres Electric Water Heater User Manual

Ariston 3626154

Ariston VELIS EVO 65 Litres Electric Water Heater User Manual

Model: VELIS EVO 65 Litres (3626154)

1. INTRODUCTION

This manual provides essential information for the safe and efficient installation, operation, and maintenance of your Ariston VELIS EVO 65 Litres electric water heater. Please read these instructions carefully before installation and use, and retain them for future reference.

Key Features:

- **Energy Savings:** Up to 13% savings on hot water and electricity bills. Energy Class B. Suitable for 1 to 3 people.
- **Space-Saving Design:** Ultra-compact with a thickness of only 27 cm. Multi-position installation (vertical or horizontal left).
- **Fast Heating:** Provides hot water in approximately 2 hours and 20 minutes, with up to 125 liters of available hot water (V40).
- **Nanomix Function:** Designed to optimize hot water availability.
- **Enhanced Durability:** Features two enameled steel cylindrical tanks, two shielded heating elements, and two magnesium anodes to combat tank corrosion.
- **Intuitive Control:** Touch control panel for easy operation.

2. SAFETY INFORMATION

WARNING: Failure to follow these safety instructions could result in property damage, serious injury, or death. This section provides general safety guidelines. Always refer to the complete manufacturer's manual for detailed safety instructions specific to your model.

- Installation and maintenance must be performed by qualified personnel in accordance with local regulations and the manufacturer's instructions.
- Ensure the electrical supply matches the specifications of the water heater.

- Do not operate the water heater if it is damaged or malfunctioning.
- Keep flammable materials away from the appliance.
- This appliance is not intended for use by persons (including children) with reduced physical, sensory, or mental capabilities, or lack of experience and knowledge, unless they have been given supervision or instruction concerning use of the appliance by a person responsible for their safety.
- Children should be supervised to ensure that they do not play with the appliance.

3. PRODUCT OVERVIEW AND COMPONENTS

The Ariston VELIS EVO 65 Litres water heater features an ultra-flat design for versatile installation.



Figure 1: Front view of the Ariston VELIS EVO 65 Litres Electric Water Heater.



Figure 2: Ariston VELIS EVO 65 Litres water heater installed in a modern bathroom setting, showcasing its compact design.



Figure 3: The water heater highlighting its ultra-flat 27 cm depth and displaying CE and NF certifications for safety and quality.

Control Panel:

The appliance features an intuitive touch control panel for easy temperature adjustment and function selection.




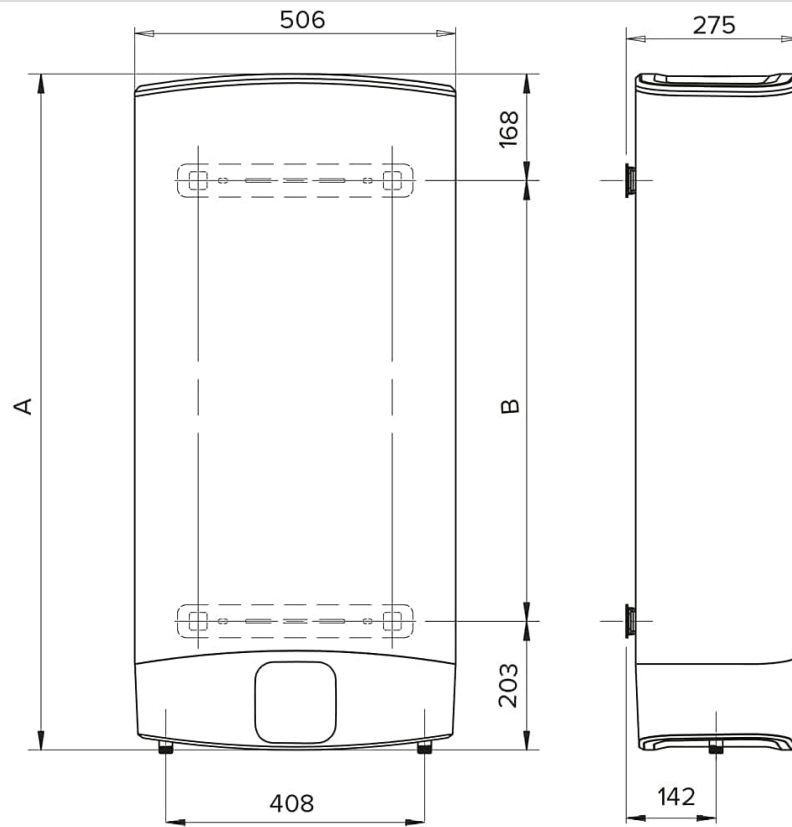
Figure 4: Detailed view of the touch control panel, showing temperature settings (40-80°C), ECO mode, and power button.

4. INSTALLATION GUIDE

The Ariston VELIS EVO 65 Litres water heater is designed for wall-mounted installation and can be positioned vertically or horizontally (left outlet only).

Dimensions and Mounting:

Refer to the technical drawing for precise dimensions and mounting points.



	45	65	80
A	776	1066	1251
B	405	695	880

TUBES EN G1/2 (15/21)

Figure 5: Technical drawing illustrating the dimensions (in mm) for different capacities of the VELIS EVO water heater, including model 65 Litres (A=1066mm, B=695mm).

Included Components:

- Power cable (without plug)
- Insulating fittings
- Fixing accessories

Electrical Connection:

The water heater operates at 220 Volts with a power consumption of 1500 Watts. Ensure proper grounding and connection to a dedicated circuit as per local electrical codes.

Plumbing Connection:

Connect the water inlet and outlet pipes (G1/2 - 15/21) according to the markings on the unit. Ensure all connections are watertight.

5. OPERATION

First Use:

1. Ensure the water heater is properly installed and filled with water before switching on the power.
2. Connect the appliance to the electrical supply.
3. Press the power button on the touch control panel.

Setting Temperature:

Use the '+' and '-' buttons on the control panel to adjust the desired water temperature. The display will show the selected temperature (e.g., 40°C, 50°C, 60°C, 70°C, 80°C).

ECO EVO Function:

Activate the ECO EVO function for optimized energy consumption. This intelligent function learns your usage patterns to provide hot water when needed, reducing energy waste.

Shower Ready Indicator:

The control panel features a 'Shower Ready' indicator, which illuminates when enough hot water is available for a shower.

Daily Programming:

The touch display allows for precise daily programming, enabling you to set specific times for hot water to be ready at your desired temperature (up to two times per day).

6. MAINTENANCE

Regular maintenance ensures the longevity and efficiency of your Ariston VELIS EVO water heater. Always disconnect the power supply before performing any maintenance.

- **Anode Inspection:** The water heater is equipped with magnesium anodes to protect against corrosion. These should be inspected and replaced periodically by a qualified technician, typically every 1-2 years, depending on water quality.
- **Cleaning:** Clean the exterior of the water heater with a soft, damp cloth. Do not use abrasive cleaners or solvents.
- **Drainage:** If the unit is to be left unused for an extended period or in freezing conditions, it should be drained by a qualified technician.

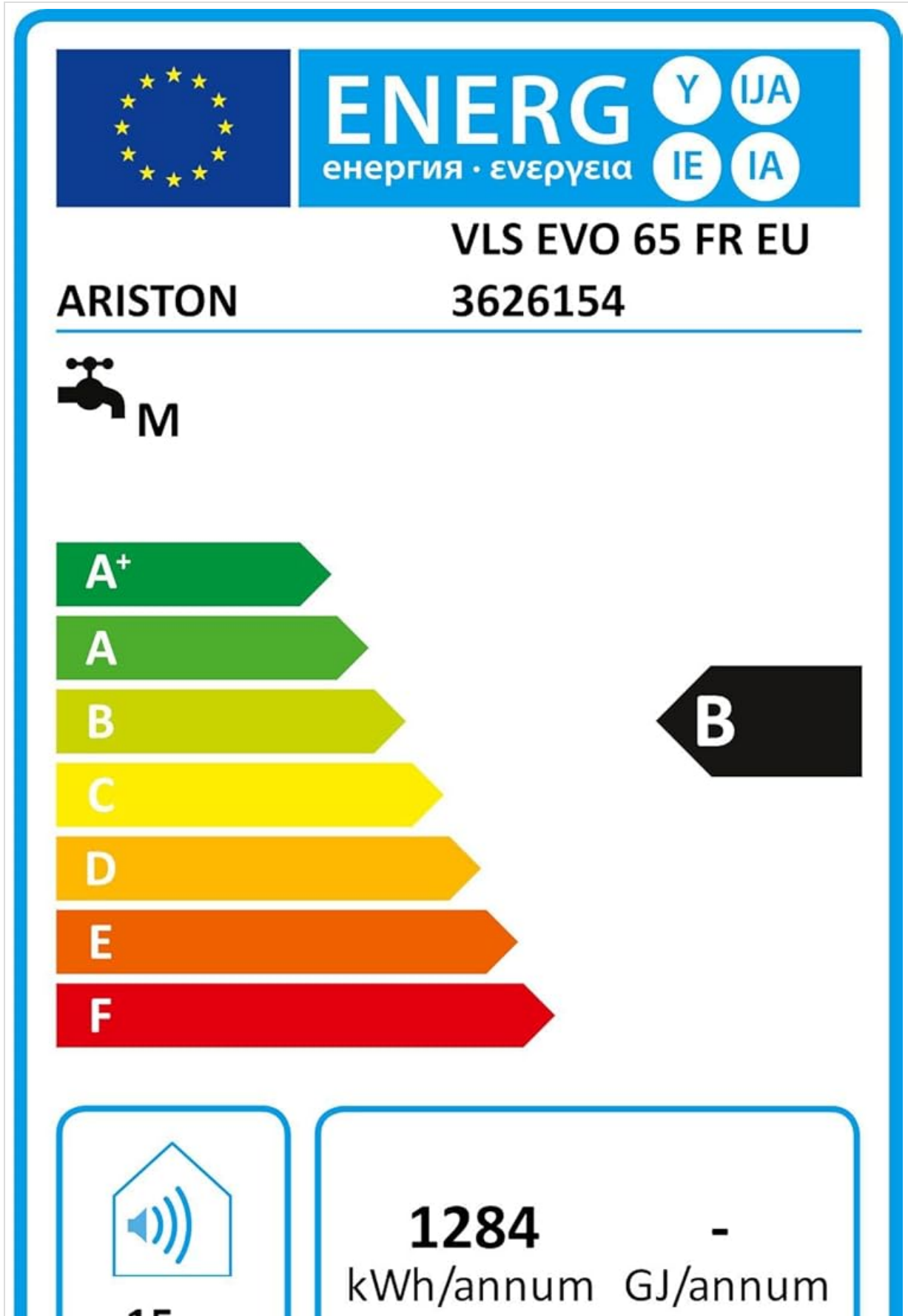
7. TROUBLESHOOTING

This section addresses common issues you might encounter. For problems not listed here, or if issues persist, contact qualified service personnel.

- **No Hot Water:** Check power supply, circuit breaker, and ensure the unit is switched on. Verify temperature settings.
- **Insufficient Hot Water:** This could be due to high demand, incorrect temperature setting, or sediment buildup. Allow more time for heating or increase temperature. Consider professional descaling if necessary.
- **Water Leaks:** Immediately turn off the water supply and electrical power. Leaks often indicate loose connections or internal damage requiring professional repair.

- **Unusual Noises:** Minor noises during heating are normal. Persistent or loud noises may indicate sediment buildup or a faulty heating element, requiring inspection by a technician.
- **Error Codes on Display:** Consult the full manufacturer's manual for specific error code interpretations and recommended actions.

8. TECHNICAL SPECIFICATIONS






Figure 6: Energy label for the Ariston VELIS EVO 65 Litres water heater, showing Energy Class B and annual energy consumption of 1284 kWh/annum.

Specification	Value
Brand	Ariston
Model Number	3626154
Capacity	65 Litres
Dimensions (L x W x H)	27 x 27 x 106.6 cm
Weight	27 Kilograms
Power Source	Electric Cable
Voltage	220 Volts
Power	1500 Watts
Material	Alloy Steel
Special Feature	Touch Control
Energy Efficiency Class	B
Declared Load Profile	M
Water Heating Energy Efficiency	40%
Annual Electricity Consumption	1284 kWh
Thermostat Temperature Setting	70°C
Sound Power Level (indoors)	15 dB

9. WARRANTY AND SUPPORT

Warranty:

The Ariston VELIS EVO 65 Litres water heater comes with a **5-year warranty for the tank** and a **2-year warranty on parts**. It is certified compliant with French and European electrical and mechanical safety standards (CE certified).

Support:

For technical assistance, spare parts, or warranty claims, please contact Ariston customer support.

- **Email:** info.product.db@ariston.com
- **Phone:** +39073260011
- **EPREL Database:** For detailed product information and energy efficiency data, visit the European Product Registry for Energy Labelling (EPREL) database: <https://eprel.ec.europa.eu/qr/110585>