

## Logitech Z130

# Logitech Z130 2-Piece 3.5mm Black Compact Computer Multimedia Speaker Set Instruction Manual

Model: Z130 (Model No. 980-000417-D-PB-RC) | Brand: Logitech

## INTRODUCTION

The Logitech Z130 compact 2.0 stereo speakers are designed to provide rich, clear stereo sound with convenient controls and easy setup. With 5 watts of total power, these speakers deliver strong audio performance for various multimedia needs. They connect to your device via a standard 3.5mm plug and feature a headphone jack and accessible volume controls for personalized listening.

## WHAT'S IN THE BOX

- 2 speaker units
- Convenient controls (integrated)

## SETUP

Setting up your Logitech Z130 speakers is straightforward:

1. **Connect the Speakers:** Locate the 3.5mm audio cable extending from one of the speaker units. Plug this cable into the 3.5mm audio output jack on your computer, laptop, or other compatible audio device.
2. **Connect Power:** Plug the power adapter of the speakers into a standard electrical outlet.
3. **Position Speakers:** Place the two speaker units on either side of your monitor or listening area for optimal stereo sound. They are compact and designed to fit nicely on a desk.



Image: Rear view of a Logitech Z130 speaker, illustrating the power input and 3.5mm audio cable connection.

## OPERATING INSTRUCTIONS

---

Once set up, operating your Logitech Z130 speakers is simple:

- **Power On/Off:** The main speaker unit features a power button, often integrated with the volume knob. Turn the volume knob clockwise to power on the speakers; turn it counter-clockwise until it clicks to power off. A green LED indicator will illuminate when the speakers are on.
- **Adjust Volume:** Use the large 'VOL' knob on the front of the main speaker to adjust the audio volume. Turn clockwise to increase volume, counter-clockwise to decrease.
- **Headphone Jack:** For private listening, plug your headphones into the 3.5mm headphone jack located on the front of the main speaker unit. This will mute the speakers and route audio through your headphones.



Image: Front view of the Logitech Z130 speaker set, highlighting the accessible volume control and headphone jack on the right speaker.

## MAINTENANCE

To ensure the longevity and optimal performance of your Logitech Z130 speakers, follow these simple maintenance guidelines:

- **Cleaning:** Use a soft, dry cloth to wipe down the speaker surfaces. Avoid using abrasive cleaners, solvents, or strong chemicals, as these can damage the finish.
- **Dust Removal:** Gently brush away any dust from the speaker grilles using a soft brush or a can of compressed air.
- **Storage:** When not in use for extended periods, store the speakers in a cool, dry place away from direct sunlight and extreme temperatures.
- **Cable Care:** Avoid sharply bending or crimping the audio and power cables. Ensure they are not tangled or placed where they can be tripped over.

## TROUBLESHOOTING

If you encounter issues with your Logitech Z130 speakers, try the following solutions:

Problem	Possible Cause	Solution
---------	----------------	----------

Problem	Possible Cause	Solution
No sound	Speakers not powered on; Volume too low; Incorrect audio connection; Device audio settings.	Ensure speakers are powered on (green LED lit). Increase volume. Check 3.5mm audio cable connection to both speakers and audio source. Verify audio output settings on your computer/device.
Distorted sound	Volume too high; Poor audio source quality; Loose connection.	Lower the volume on both speakers and your audio source. Try a different audio source to check if the issue persists. Ensure all cables are securely connected.
Only one speaker working	Loose connection; Balance settings on audio source.	Check the connection between the two speaker units. Verify the audio balance settings on your computer or audio device.

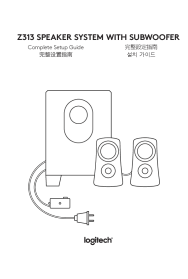




## SPECIFICATIONS

Feature	Detail
Brand	Logitech
Model Name	Z130
Item Model Number	980-000417-D-PB-RC
Speaker Type	Computer
Connectivity Technology	Auxiliary (3.5mm)
Audio Output Mode	Stereo
Speaker Maximum Output Power	5 Watts
Surround Sound Channel Configuration	2.0
Compatible Devices	Laptop, Personal Computer
Control Method	Touch (Volume Knob)
Color	Black
Material	Plastic
Product Dimensions	4.25"D x 12.5"W x 8.25"H
Item Weight	1.7 pounds
Power Source	Corded Electric
UPC	754292135871

## WARRANTY AND SUPPORT

The Logitech Z130 speakers come with a**Limited Warranty**. For detailed warranty information, terms, and conditions, please refer to the documentation included with your product or visit the official Logitech support website. For further assistance, troubleshooting guides, or to contact customer support, please visit [support.logi.com](https://support.logi.com).

Related Documents - Z130

 <p><b>Z313 SPEAKER SYSTEM WITH SUBWOOFER</b> Complete Setup Guide 完整设置指南 Z313 指南</p>	<p><a href="#">Logitech Z313 Speaker System with Subwoofer: Complete Setup Guide</a></p> <p>A comprehensive guide to setting up and using the Logitech Z313 2.1 speaker system with subwoofer. Includes instructions for connecting speakers and headphones, and adjusting volume.</p>
 <p><b>Z207 BLUETOOTH® COMPUTER SPEAKERS</b> HAUT-PARLEURS Z207 BLUETOOTH® POUR ORDINATEUR Complete Setup Guide Guide d'installation Complet</p>	<p><a href="#">Logitech Z207 Bluetooth Computer Speakers: Complete Setup Guide</a></p> <p>This guide provides setup instructions for the Logitech Z207 Bluetooth computer speakers, covering connection, Bluetooth pairing, and volume adjustment.</p>
 <p><b>Logitech X-530</b> Setup, Installation, Installation</p>	<p><a href="#">Logitech X-530 Speaker System Setup and Installation Guide</a></p> <p>Comprehensive guide for setting up, installing, operating, and understanding the specifications and warranty for the Logitech X-530 speaker system. Includes safety information and connection details for PC and game consoles.</p>
 <p><b>LOGITECH K400 PLUS</b> Logitech Wireless Touch Keyboard K400 Plus Black (USB Receiver) (English) Cena: 187,56 zł</p>	<p><a href="#">Logitech K400 Plus Wireless Touch Keyboard Black - HTPC &amp; Smart TV Compatible</a></p> <p>Discover the Logitech K400 Plus, a black wireless touch keyboard designed for HTPC and Smart TV control. Featuring a 10m range, integrated touchpad, multimedia keys, and 18-month battery life. Compatible with Windows, Android, and Chrome OS for seamless entertainment.</p>
 <p><b>Z606</b> Setup Guide   Guide d'installation</p>	<p><a href="#">Logitech Z606 5.1 Surround Sound Speaker System Setup Guide</a></p> <p>A comprehensive setup guide for the Logitech Z606 5.1-channel speaker system, detailing unboxing, system setup, speaker placement, and remote control functions.</p>



[Logitech LIFT Vertical Ergonomic Mouse User Guide and Setup](#)

Comprehensive guide to setting up, connecting, and using the Logitech LIFT Vertical Ergonomic Mouse. Learn about its features like SmartWheel, Easy-Switch, and Logitech Flow.