

## Motorola Solutions T260TP

# Motorola Solutions T260TP Talkabout Radio User Manual

Model: T260TP

## INTRODUCTION

---

The Motorola Solutions T260TP Talkabout Radio is designed for reliable communication, keeping you connected with family and friends whether outdoors or in various environments. This lightweight and durable radio features essential functions such as NOAA weather channels and alerts, and iVOX/VOX hands-free communication, enhancing safety and convenience.

## PACKAGE CONTENTS

---

Verify that all items are present in your package:

- 3 x Motorola Solutions T260TP Radios
- 3 x Belt Clips
- 3 x NiMH Battery Packs
- 1 x "Y" Cable Charging Adapter with dual micro-USB connectors
- 1 x Charging Cable
- 1 x User Guide (this document)

## RADIO OVERVIEW

---



**Figure 1: Motorola T260TP Radio Front View**

This image displays the front of the Motorola T260TP radio. Key features visible include the antenna at the top, a clear LCD display showing channel numbers, battery level, and various icons such as "TWO-WAY WEATHER", "Tx" (transmit), "Rx" (receive), "iVOX", and a keypad lock indicator. Below the display are control buttons: "MODE" (with power icon), "+" and "-" for navigation/volume, and "MON" (monitor) with a musical note icon. The "MENU" button (with a lock icon) is also visible. The lower part of the radio features a speaker grille and the Motorola logo.

## SETUP

---

### 1. Battery Installation

The T260TP radio can operate using either the supplied rechargeable NiMH battery pack or three AA alkaline batteries. To install batteries:

1. Ensure the radio is turned off.
2. Locate the battery compartment cover on the back of the radio.
3. Press down on the latch and slide the cover off.
4. Insert the NiMH battery pack, aligning the contacts. Alternatively, insert three AA batteries, observing the polarity markings (+/-).
5. Replace the battery compartment cover, ensuring it clicks securely into place.

### 2. Charging the Battery Pack

The NiMH battery packs can be recharged using the provided "Y" cable charging adapter and micro-USB charging cable. Alkaline batteries are not rechargeable.

- Connect the micro-USB end of the charging cable to the micro-USB port on the radio.
- Connect the other end of the charging cable to the "Y" cable adapter.

- Plug the "Y" cable adapter into a standard wall outlet.
- The battery indicator on the radio display will show charging status. A full charge typically takes approximately 8-10 hours for depleted NiMH packs.
- For optimal battery life, fully charge new battery packs before first use.

## OPERATING YOUR RADIO

---

### Power On/Off

- To turn on: Press and hold the **MODE** button (with power icon) until the radio powers on.
- To turn off: Press and hold the **MODE** button until the radio powers off.

### Adjusting Volume

- Press the **+** button to increase volume.
- Press the **-** button to decrease volume.

### Channel Selection

Your radio has 22 channels. To select a channel:

1. With the radio on, press the **MENU** button once. The channel number will flash.
2. Use the **+** or **-** buttons to select your desired channel.
3. Press the **MENU** button again to confirm, or wait for 5 seconds for the selection to be automatically saved.

### Privacy Codes (Sub-codes)

Privacy codes help reduce interference from other users. Your radio has 121 privacy codes (38 CTCSS codes and 83 DCS codes). To set a privacy code:

1. Select a channel.
2. Press the **MENU** button twice. The privacy code number will flash.
3. Use the **+** or **-** buttons to select a code (0-121). Code 0 means no privacy code.
4. Press the **MENU** button again to confirm, or wait for 5 seconds.

*Note: Both radios must be on the same channel and privacy code to communicate.*

### Transmitting and Receiving

- To transmit: Press and hold the Push-to-Talk (PTT) button (located on the side of the radio). Speak clearly into the microphone. Release the PTT button to receive.
- To receive: Ensure the PTT button is not pressed. The radio will automatically receive signals on the selected channel and privacy code.

### iVOX/VOX (Hands-Free Operation)

VOX (Voice Operated Transmission) allows you to transmit by speaking into the microphone without pressing the PTT button. iVOX is similar but for use with a headset.

1. Press the **MENU** button until the VOX/iVOX icon flashes.
2. Use the **+** or **-** buttons to select the sensitivity level (1-3, with 3 being most sensitive) or turn it off (0).
3. Press the **MENU** button to confirm.

### NOAA Weather Channels and Alerts

Your radio can tune into NOAA weather channels to receive continuous weather broadcasts and alerts.

1. Press the **MENU** button until the weather channel icon flashes.
2. Use the + or - buttons to select a weather channel.
3. To activate weather alerts, press the **MENU** button again when the weather channel is selected, and choose "ON" for alerts.
4. Press the **MENU** button to confirm.

### Keypad Lock

To prevent accidental changes to your radio settings:

- To lock: Press and hold the **MENU** button (with lock icon) until the lock icon appears on the display.
- To unlock: Press and hold the **MENU** button until the lock icon disappears.

### Monitor Function

The monitor function allows you to listen for weak signals on the current channel by temporarily disabling the privacy code. This is useful for checking for activity on a channel before transmitting.

- To activate: Press and hold the **MON** button.
- To deactivate: Release the **MON** button.

## MAINTENANCE

---

- **Cleaning:** Clean the radio with a soft, damp cloth. Do not use abrasive cleaners or solvents.
- **Battery Care:**
  - Store NiMH battery packs fully charged in a cool, dry place when not in use for extended periods.
  - Remove alkaline batteries if the radio will not be used for a long time to prevent leakage.
- **Water Resistance:** This radio is **NOT** water resistant. Avoid exposing it to rain, splashes, or submersion.

## TROUBLESHOOTING

---

Problem	Possible Solution
No power	Check battery installation and charge level. Replace or recharge batteries.
Poor range or static	Ensure radios are within range. Check for obstructions (buildings, dense foliage). Change channels or privacy codes. Ensure batteries are fully charged.
Cannot transmit or receive	Verify both radios are on the same channel and privacy code. Check if keypad lock is active. Ensure PTT button is fully pressed when transmitting.
Radio beeps continuously	Low battery warning. Recharge or replace batteries.

## SPECIFICATIONS

---

- **Model:** T260TP
- **Dimensions:** 1.24"D x 2.13"W x 6.42"H
- **Weight:** 6.4 ounces (per radio, without batteries)
- **Channels:** 22 FRS/GMRS Channels

- **Frequency Range:** FRS/GMRS 462 - 467 MHz
- **Privacy Codes:** 121 (38 CTCSS, 83 DCS)
- **Power Source:** NiMH rechargeable battery pack (included) or 3 x AA alkaline batteries (not included)
- **Talking Range (Maximum):** Up to 25 Miles (under optimal conditions)
- **Water Resistance Level:** Not Water Resistant

## Safety Information

Please read and understand the following safety precautions before using your radio:

- Do not operate the radio in an explosive atmosphere (e.g., near flammable gas, dust particles, metallic powders).
- Do not replace or charge batteries in an explosive atmosphere.
- Turn off your radio before entering any area with potential explosive atmospheres.
- Do not use damaged batteries.
- Dispose of batteries properly according to local regulations.
- Keep the radio away from medical devices (e.g., pacemakers) to avoid interference.
- Do not disassemble or modify the radio.
- Use only Motorola Solutions approved accessories.

## Warranty and Support

For warranty information and technical support, please refer to the official Motorola Solutions website or contact their customer service. A detailed user guide in PDF format is also available for download from the manufacturer's support page.

Official User Guide (PDF): [Download User Guide](#)

## Documents - Motorola Solutions – T260TP



[\[pdf\]](#) Datasheet Dimension Guide

ENG Talkabout T260 DataSheet US V7 indd GO FURTHER Motorola and T260TP Spec Sheet  
wirelessradios 2020 05 |||

PRODUCT DATA SHEET TALKABOUT T260 260 Family Activity Picnic Beach Hiking  
Biking Emergencies G ... .13 x 1.24 inches 0.25 lbs 0.4 lbs Package Dimensions H X  
W X D T260: 8.66 x 9.45 x 2.44 inches **T260TP**: 12.87 x 9.76 x 2.44 inches Package  
Weight with Contents T260: 1.18 lbs **T260TP**: 1.78 lbs M...

lang:en score:29 filesize: 10.14 M page\_count: 2 document date: 2016-03-09



## [\[pdf\]](#) Datasheet Dimension Guide Guide Accessories

Talkabout T260 Data Sheet Consumer Radio Two way radio Motorola Solutions STAY OUTSIDE CONNECTED INFORMED With a range of up to 25 miles\* and the freedom communicate wirelessly lets you stay in touch with family friends whether tackling back PRODUCT DATA SHEET TALKABOUT™ GO FURTHER 2 x AA NiMH Rechargeable Battery Packs 3 Belt Clips User Guide 1 Y Cable Charging Adaptor Dual Micro USB Connectors Mountain Valley Up miles Open Water 6 Neighborhood Single Eco Smart Scan Talk Confirmation Tone Low Alert Meter Keypad Lock Auto Squelch Time out Timer Backlit Display Monitor Compatible Nuisance Delete Pin Accessory Connector The communication quoted is calculated under optimum conditions an unobstructed line sight Actual will DataSheet C1woWXiFZ9S 9BF21B47 5482 41E2 8D27 937BBBB8FAB9 motorolasolutions content dam msi docs products two radios consumer t260 images na ssl amazon l files bbystatic v25uwpT7C GzKlycxmaZ7Q PRODUCT DATA SHEET TALKABOUT™ T260 260 Family Activity Picnic Beach Hiking Biking Emergencies ... .13 x 1.24 inches 0.25 lbs 0.4 lbs Package Dimensions H X W X D T260: 8.66 x 9.45 x 2.44 inches **T260TP**: 12.87 x 9.76 x 2.44 inches Package Weight with Contents T260: 1.18 lbs **T260TP**: 1.78 lbs M... lang:en **score:26** filesize: 6.05 M page\_count: 2 document date: 2016-10-03




## [\[pdf\]](#) Datasheet Dimension Guide

Talkabout T260 Data Sheet Consumer Radio Two way radio Motorola Solutions With a range of up to 25 miles\* and the freedom communicate wirelessly lets you stay in touch with family friends whether tackling back country trail or camping woods spec sheet axesstechnologysource PRODUCT DATA SHEET TALKABOUT™ T260 260 Family Activity Picnic Beach Hiking Biking Emergencies ... .13 x 1.24 inches 0.25 lbs 0.4 lbs Package Dimensions H X W X D T260: 8.66 x 9.45 x 2.44 inches **T260TP**: 12.87 x 9.76 x 2.44 inches Package Weight with Contents T260: 1.18 lbs **T260TP**: 1.78 lbs M... lang:en **score:24** filesize: 6.05 M page\_count: 2 document date: 2016-10-03



## [\[pdf\]](#) Datasheet Dimension Guide

Talkabout T260 Data Sheet Consumer Radio Two way radio Motorola Solutions STAY OUTSIDE CONNECTED INFORMED Title Author Subject Stay outside stay connected and informed whether tackling a back country trail or camping in the woods DataSheet astracomm 2018 10 With range of up to 25 miles\* freedom communicate wirelessly lets you touch with family friends View ||| PRODUCT DATA SHEET TALKABOUT™ T260 260 Family Activity Picnic Beach Hiking Biking Emergencies ... .13 x 1.24 inches 0.25 lbs 0.4 lbs Package Dimensions H X W X D T260: 8.66 x 9.45 x 2.44 inches **T260TP**: 12.87 x 9.76 x 2.44 inches Package Weight with Contents T260: 1.18 lbs **T260TP**: 1.78 lbs M... lang:en **score:23** filesize: 6.06 M page\_count: 2 document date: 2018-10-23



[\[pdf\]](#) User Manual Instructions Accessories Borchure SAR Rating


TALKABOUT TWO-WAY RADIO T2XX SERIES Motorola Solutions Inc manual< b>: Note:This equipment has been tested and found to comply with the limits for a Class B digital device pursuant part 15 of FCC Rules These are designed provide reasonable protection against harmful interference in residential installation This generates uses can radiate radio frequency energy if not

MN002392A01\_AF\_enus\_Talkabout\_Two\_Way\_Radio\_T200\_Series\_Safety\_Leaflet learning

motorolasolutions zh-hans node 3667 download manual: es-419 id

m TALKABOUT TWO-WAY RADIO T2XX SERIES \*MN002392A01\* MN002392A01-AF MOTOROLA, MOTO, MOTOROLA SOLUTIO ... 196. Phone Number: 1-800-927-2744 Hereby declares that the product: Model Name: T200, T260, T200TP, **T260TP**, T265, T280, T261CA, T261TP, T261TPG, and **T260TPG**. conforms to the following regulations: FCC...

lang:en score:23 filesize: 2.21 M page\_count: 2 document date: 2021-01-26



[\[pdf\]](#) User Manual Instructions Accessories Borchure SAR Rating

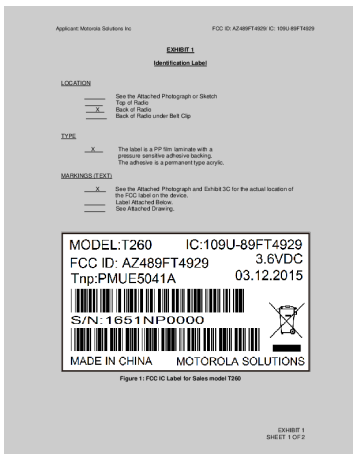
Talkabout Two-Way Radio T2XX Series Motorola Solutions Inc manual< b>: Note:This equipment has been tested and found to comply with the limits for a Class B digital device pursuant part 15 of FCC Rules These are designed provide reasonable protection against harmful interference in residential installation This generates uses can radiate radio frequency energy if not

MN005208A01\_AF\_enus\_Talkabout\_Two\_Way\_Radio\_T200\_Series learning motorolasolutions node

4907 download manual: de es-419 id ja

m TALKABOUT TWO-WAY RADIO T2XX SERIES \*MN005208A01\* MN005208A01-AF MOTOROLA, MOTO, MOTOROLA SOLUTIO ... 196. Phone Number: 1-800-927-2744 Hereby declares that the product: Model Name: T200, T260, T200TP, **T260TP**, T265, and T280. conforms to the following regulations: FCC Part 15, subpart B, section 15.10...

lang:en score:23 filesize: 2.5 M page\_count: 2 document date: 2021-06-04



[\[pdf\]](#) Label

LIST OF EXHIBITS Carlos Camps Label Motorola Solutions Inc 89FT4929 2 way Radio with GMRS FRS and Weather Band receiver AZ489FT4929 89ft4929

Applicant: Motorola Solutions Inc FCC ID: AZ489FT4929/ IC: 109U-89FT4929

EXHIBIT 1 Identification ... orola Solutions Inc FCC ID: AZ489FT4929/ IC: 109U-89FT4929 Figure 1: FCC IC Label for Sales model **T260TP** EXHIBIT 1 SHEET 2 OF 2 ...

lang:es score:22 filesize: 77.82 K page\_count: 2 document date: 2016-02-24



[\[pdf\]](#) User Manual Instructions Accessories Borchure SAR Rating

Talkabout Two-Way Radio T2XX Series Motorola Solutions Inc manual< b>: Note:This equipment has been tested and found to comply with the limits for a Class B digital device pursuant part 15 of FCC Rules These are designed provide reasonable protection against harmful interference in residential installation This generates uses can radiate radio frequency energy if not

MN005208A01\_AE\_enus\_Talkabout\_Two\_Way\_Radio\_T200\_Series learning motorolasolutions ar node 4907 download

m TALKABOUT TWO-WAY RADIO T2XX SERIES \*MN005208A01\* MN005208A01-AE MOTOROLA, MOTO, MOTOROLA SOLUTIO ... 196. Phone Number: 1-800-927-2744 Hereby declares that the product: Model Name: T200, T260, T200TP, **T260TP**, T265, and T280. conforms to the following regulations: FCC Part 15, subpart B, section 15.10...

lang:en score:21 filesize: 2.28 M page\_count: 2 document date: 2020-11-19



[\[pdf\]](#) User Manual Instructions Accessories Borchure SAR Rating Label

Talkabout Two-Way Radio T200 Series Safety Leaflet Motorola Solution Inc TALKABOUT TWO-WAY RADIO T2XX SERIES 2016 and 2021 Solutions All rights reserved Printed in Caution manual PN referenced on the Intrinsically Safe Approval Label identifies

MN002392A01\_AG\_enus\_Talkabout\_Two\_Way\_Radio\_T200\_Series\_Safety\_Leaflet learning motorolasolutions ru node 3667 download de Compliance with RF Exposure Standards National international regulations require manufacturers to comply energy exposure limits for ja

m TALKABOUT TWO-WAY RADIO T2XX SERIES \*MN002392A01\* MN002392A01-AG MOTOROLA, MOTO, MOTOROLA SOLUTIO ... 196. Phone Number: 1-800-927-2744 Hereby declares that the product: Model Name: T200, T260, T200TP, **T260TP**, T265, T280, T261CA, T261TP, T261TPG, and **T260TPG**. conforms to the following regulations: FCC...

lang:en score:21 filesize: 2.46 M page\_count: 2 document date: 2021-06-04



[\[pdf\]](#) Datasheet Dimension Guide

motorola t260 product sheet buytwowayradios dl file id 1068 3866 products resources Motorola T260 Product Sheet 2

PRODUCT DATA SHEET TALKABOUT T260 260 Family Activity Picnic Beach Hiking Biking Emergencies G ... .13 x 1.24 inches 0.25 lbs 0.4 lbs Package Dimensions H X W X D T260: 8.66 x 9.45 x 2.44 inches **T260TP**: 12.87 x 9.76 x 2.44 inches Package Weight with Contents T260: 1.18 lbs **T260TP**: 1.78 lbs M...

lang:en score:20 filesize: 9.62 M page\_count: 2 document date: 2016-09-20





#### [pdf] Datasheet Dimension Guide

PRODUCT DATA SHEET TALKABOUT T260 260 TALKABOUT® GO FURTHER With a range of up to 25 miles\* and the freedom to communicate wirelessly, the T260 lets you stay in touch with family and friends 4f8cf28b18aa417d be4573fa6a4ec83c teledynamics tdresources

PRODUCT DATA SHEET TALKABOUT T260 260 Family Activity Picnic Beach Hiking Biking Emergencies G ... .13 x 1.24 inches 0.25 lbs 0.4 lbs Package Dimensions H X W X D T260: 8.66 x 9.45 x 2.44 inches **T260TP**: 12.87 x 9.76 x 2.44 inches Package Weight with Contents T260: 1.18 lbs **T260TP**: 1.78 lbs M...

lang:en score:20 filesize: 5.59 M page\_count: 2 document date: 2016-01-15



#### [pdf] Datasheet Dimension Guide Accessories

This lightweight compact and durable radio comes packed with GO FURTHER STAY OUTSIDE CONNECTED INFORMED With a range of up to 25 miles\* the freedom to communicate wirelessly T260 lets you stay in touch family Talkabout data sheet cancomradioaccessories 2018 07 |||

PRODUCT DATA SHEET TALKABOUT T260 260 Family Activity Picnic Beach Hiking Biking Emergencies G ... .13 x 1.24 inches 0.25 lbs 0.4 lbs Package Dimensions H X W X D T260: 8.66 x 9.45 x 2.44 inches **T260TP**: 12.87 x 9.76 x 2.44 inches Package Weight with Contents T260: 1.18 lbs **T260TP**: 1.78 lbs M...

lang:en score:20 filesize: 10.13 M page\_count: 2 document date: 0000-00-00




#### [pdf] Datasheet Dimension Guide

ENG Talkabout T260 DataSheet US V7 indd 6Lx8An65evSDHPhfCw media3 webcollage net ab9b7dff73bf797116f860b1a74a5a15efbbbaa6 response content disposition attachment filename Data Sheet type application AWSAccessKeyId AKIAIIE5CHZ4PRWSLYKQ Expires 1893475450 Signature oSVzDOly |||

PRODUCT DATA SHEET TALKABOUT T260 260 Family Activity Picnic Beach Hiking Biking Emergencies G ... .13 x 1.24 inches 0.25 lbs 0.4 lbs Package Dimensions H X W X D T260: 8.66 x 9.45 x 2.44 inches **T260TP**: 12.87 x 9.76 x 2.44 inches Package Weight with Contents T260: 1.18 lbs **T260TP**: 1.78 lbs M...

lang:en score:20 filesize: 10.13 M page\_count: 2 document date: 2016-01-15



lang:en score:16 filesize: 18.75 M page\_count: 17 document date: 2019-11-19

lang:en score:13 filesize: 1.37 M page\_count: 33 document date: 2016-02-26

lang:en score:13 filesize: 2.16 M page count: 33 document date: 2017-11-19

