

Manuals+

[Q & A](#) | [Deep Search](#) | [Upload](#)

[manuals.plus](#) /

- › [Woodpeckers](#) /
- › [Woodpeckers 8-inch Wavy Wooden Craft Sticks User Manual](#)

Woodpeckers BCAC27369

Woodpeckers 8-inch Wavy Wooden Craft Sticks User Manual

Brand: Woodpeckers | Model: BCAC27369

PRODUCT OVERVIEW

The Woodpeckers 8-inch Wavy Wooden Craft Sticks are versatile, unfinished birch wood sticks designed for a wide range of crafting and practical applications. This pack contains 200 sticks, each measuring 8 inches long by 3/4 inches wide, featuring a unique wavy design with a flat surface and round edges. These sticks are crafted from premium quality natural birch wood, ensuring they are splinter-free and food-safe, making them suitable for various projects from educational activities to personal events.



Image: A stack of 200 natural unfinished wavy wooden craft sticks, showcasing their uniform size and smooth finish.



Image: A diagram illustrating the precise dimensions of the wooden craft stick: 8 inches in length, 1-1/4 inches at its widest point, and 1/8 inch in depth.

APPLICATIONS AND USAGE

These wooden craft sticks are highly versatile and can be used for numerous creative and practical purposes. Their sturdy build and smooth finish make them ideal for both children's crafts and adult projects.

Crafting Projects

- **Fan Handles:** Perfect for creating custom hand fans for events like weddings, church gatherings, or outdoor parties. Simply attach paper, cardstock, or fabric designs to the flat surface of the stick.
- **Puppet Sticks:** Use as handles for homemade puppets, allowing for easy manipulation during storytelling or theatrical play.
- **Auction Bid Paddles:** Their flat, wide surface is suitable for attaching numbers or designs to create custom bid paddles for auctions or fundraising events.
- **Plant Markers:** Can be decorated and inserted into potted plants or garden beds to label herbs, vegetables, or flowers.
- **General DIY Crafts:** Excellent for a variety of DIY projects, including building small structures, creating decorative elements, or as a base for mixed media art.

Practical Uses

- **Paint Mixing:** The sturdy design makes them effective for stirring and mixing paints, epoxies, or other liquid mediums.
- **Food-Safe Applications:** Being food-safe, they can be used for making homemade ice pops, ice cream bars, or as stirrers for beverages.



KID-FRIENDLY, CRAFTER-APPROVED

Safe, splinter-free, and fun to use.

Image: An example of a wedding program fan being assembled, demonstrating how the wooden stick serves as a handle for a printed program.

GIVE ANY SPECIAL OCCASION ITS DUE

With fan sticks that you can craft to match any style or décor



Sturdy build



Easy grip



Wedding program
worthy



Attractive wavy
shape



Woodpeckers Crafts



Image: A colorful butterfly craft made with a wooden stick as the body, showcasing a simple and fun kid-friendly project.



Image: A cow-themed puppet craft, illustrating the use of the wooden stick as a handle for a paper animal cutout.



BY CRAFTERS, FOR CRAFTERS

Thoughtfully designed
and quality-tested
by Woodpeckers.



Image: A visual representation of the multipurpose uses of the wooden craft sticks, including fan handles, auction paddles, plant markers, and puppet sticks, highlighting their versatility for both children's and adult projects.

DIY Animal Fan Waves Video Tutorial

Your browser does not support the video tag.

Video: A step-by-step tutorial demonstrating how to create animal-themed fan waves using Woodpeckers wooden craft sticks and

CARE AND MAINTENANCE

To ensure the longevity and quality of your Woodpeckers Wooden Craft Sticks, follow these simple care guidelines:

- **Storage:** Store sticks in a dry environment away from excessive moisture or humidity to prevent warping or mold growth.
- **Cleaning:** For general cleaning, wipe with a dry cloth. If used with food items, wash gently with mild soap and water, then dry immediately. Do not soak.
- **Decoration:** When decorating, ensure paints, glues, or markers are non-toxic, especially if the sticks will be used by children or for food-related purposes. Allow decorated sticks to dry completely before use or storage.

SPECIFICATIONS

Feature	Detail
Material	Birch Wood
Dimensions (L x W x H)	8 inches x 0.75 inches (approx. 1.25 inches at widest point) x 0.125 inches (1/8 inch)
Item Weight	1.9 Pounds (for pack of 200)
Number of Pieces	200
Shape	Wavy Flat Stem
Model Number	BCAC27369
Manufacturer	Woodpeckers

TROUBLESHOOTING

Woodpeckers Wooden Craft Sticks are designed for durability and ease of use. Should you encounter any issues, consider the following:


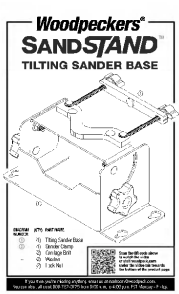
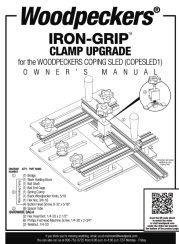
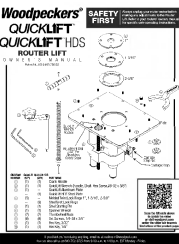


- **Splintering:** While designed to be splinter-free, natural wood can occasionally have minor imperfections. If a stick feels rough, gentle sanding with fine-grit sandpaper can smooth the surface.
- **Warping:** Warping typically occurs due to exposure to excessive moisture or extreme temperature changes. Ensure proper storage in a dry, stable environment.
- **Adhesion Issues:** When attaching materials, ensure the stick surface is clean and dry. Use appropriate adhesives for the materials being joined (e.g., wood glue, hot glue, craft glue).

WARRANTY AND SUPPORT

Woodpeckers is committed to providing high-quality wooden craft products. For any questions, concerns, or support regarding your 8-inch Wavy Wooden Craft Sticks, please refer to the official Woodpeckers brand store or contact customer service through the retailer where the product was purchased.

You can find more information and explore other Woodpeckers products by visiting the [Woodpeckers Store on Amazon](#).

Related Documents - BCAC27369

	<p>Woodpeckers Stair Tread & Shelf Gauge Owner's Manual</p> <p>Owner's manual for the Woodpeckers Stair Tread & Shelf Gauge, providing instructions for assembly, creating templates, and transferring shapes to materials for stair treads, risers, and shelves.</p>
	<p>Woodpeckers SandStand Tilting Sander Base Assembly and Use Guide</p> <p>Comprehensive instructions for assembling, setting up, using, and adjusting the Woodpeckers SandStand Tilting Sander Base. Includes part names, assembly steps, and usage notes.</p>
	<p>Woodpeckers Iron-Grip Clamp Upgrade for Coping Sled Owner's Manual</p> <p>Detailed owner's manual for the Woodpeckers Iron-Grip Clamp Upgrade, designed for the Woodpeckers Coping Sled (COPELED1). Includes assembly instructions, disassembly steps, and setup guidance for optimal performance in woodworking.</p>
	<p>Woodpeckers QuickLift Router Lift Owner's Manual and Installation Guide</p> <p>Comprehensive owner's manual and installation guide for the Woodpeckers QuickLift and QuickLift HDS router lifts, detailing assembly, leveling, router mounting, height adjustment, and usage.</p>
	<p>Woodpeckers BC4-M2 Box Clamp Owner's Manual and Instructions</p> <p>Comprehensive owner's manual for the Woodpeckers BC4-M2 Box Clamp, detailing its features, fixture mode, hand clamp mode, setup instructions, and general notes for woodworking applications.</p>
	<p>Woodpeckers Micro Adjust Assembly Instructions for Super Fence</p> <p>Detailed assembly instructions for the Woodpeckers Micro Adjust accessory, guiding users through attaching it to the Super Fence, aligning components, and performing final adjustments for router table use.</p>

