

## Cadac 982241-40-01DE

# Cadac Meridian 4B Built-in Gas Grill User Manual

Model: 982241-40-01DE

## INTRODUCTION

---

This manual provides essential information for the safe and efficient operation, installation, and maintenance of your Cadac Meridian 4B Built-in Gas Grill. Please read all instructions carefully before assembly and use.

## SAFETY INFORMATION

---

Always follow basic safety precautions when using gas appliances. Keep children and pets away from the grill during operation. Ensure adequate ventilation. Do not store flammable materials near the grill.

- Ensure proper gas connection and leak testing before first use.
- Do not operate the grill indoors or in enclosed spaces.
- Keep the grill area clear and free from combustible materials.
- Always turn off the gas supply at the cylinder after use.

## PRODUCT OVERVIEW

---

The Cadac Meridian 4B is a high-quality built-in gas grill designed for outdoor cooking. It features four main burners and a robust stainless steel construction.



Figure 1: Front view of the Cadac Meridian 4B Built-in Gas Grill with the lid closed, showing the control knobs and handle.



Figure 2: Top view of the Cadac Meridian 4B Built-in Gas Grill with the lid open, revealing the cooking grates and internal components.

## SETUP AND INSTALLATION

---

The Cadac Meridian 4B is designed for built-in installation. Ensure the installation area meets all local building codes and gas regulations. Professional installation is recommended.

### Unpacking

- Carefully remove all packaging materials.
- Inspect the grill for any shipping damage. Report any damage immediately to your retailer.
- Ensure all components listed in the packing list are present. Components include the thermal cooking grate, warming rack, gas hose, and 50 mbar pressure regulator.

### Gas Connection

Connect the grill to a suitable gas supply using the provided gas hose and 50 mbar pressure regulator. All gas connections must be leak-tested using a soapy water solution before first use. Never use an open flame to check for leaks.

## OPERATING INSTRUCTIONS

---

## Lighting the Grill

1. Ensure the grill lid is open.
2. Turn on the gas supply at the cylinder.
3. Push in and turn one control knob counter-clockwise to the HIGH position.
4. Press the electronic igniter button (if applicable) or use a long match/lighter to ignite the burner.
5. Once lit, release the control knob. Repeat for other burners as needed.

## Cooking

Adjust burner controls to achieve desired cooking temperature. The grill features a thermal cooking grate for even heat distribution and a warming rack for keeping food warm.



Figure 3: Various foods, including corn, peppers, mushrooms, and meat, being cooked on the Cadac Meridian 4B grill, demonstrating its cooking capacity.

## Shutting Down

1. Turn all control knobs to the OFF position.
2. Turn off the gas supply at the cylinder.

## MAINTENANCE AND CLEANING

---

Regular cleaning and maintenance will extend the life of your grill and ensure safe operation.

### After Each Use

- Burn off any food residue by turning burners to high for 10-15 minutes.
- Allow the grill to cool completely.

- Brush cooking grates with a grill brush.
- Clean the drip tray (if applicable). The grill features a pull-out grease tray for easy cleaning.



Figure 4: The Cadac Meridian 4B grill with its pull-out grease tray extended, illustrating the ease of access for cleaning.

### Periodic Cleaning

- Clean exterior surfaces with mild soap and water.
- Inspect gas hose for cracks or damage.
- Check burner ports for blockages.

### TROUBLESHOOTING

#### Common Issues and Solutions

Problem	Possible Cause	Solution
Burner won't light	No gas flow, clogged burner, faulty igniter	Check gas supply, clean burner ports, check igniter battery/connection
Low flame	Low gas pressure, partially clogged burner	Check gas cylinder level, clean burner

Problem	Possible Cause	Solution
Uneven heating	Clogged burner ports, warped grates	Clean burner ports, replace grates if necessary

If problems persist, contact Cadac customer support or a qualified gas technician.







## SPECIFICATIONS

### Cadac Meridian 4B Built-in Gas Grill

Feature	Detail
Brand	Cadac
Model Number	982241-40-01DE
Dimensions (L x W x H)	87 x 59 x 51 cm
Weight	199.58 grams (Note: This weight seems unusually low for a grill, likely a data entry error in source. Providing as-is.)
Color	Silver Grey
Finish	Powder Coating
Material	Stainless Steel
Power Source	Gas
Power Output	12.4 Watts (Note: This power output seems unusually low for a grill, likely a data entry error in source. Providing as-is.)
Special Features	Grill option, Thermal cooking grate, Warming rack, Gas hose, 50 mbar pressure regulator

## WARRANTY AND SUPPORT

For warranty information and customer support, please refer to the official Cadac website or contact your local retailer. Keep your proof of purchase for warranty claims. Cadac is part of the Dometic group since 2022, offering comprehensive outdoor leisure solutions. For further assistance, visit the [Cadac brand page](#).

	<p><a href="#">CADAC Grillo Chef 2 User Instructions</a></p> <p>Comprehensive user instructions and safety guide for the CADAC Grillo Chef 2 portable gas grill (Model No. 5650). Learn about setup, operation, cleaning, maintenance, and warranty.</p>
	<p><a href="#">CADAC Safari Chef 30 High Pressure User Instructions</a></p> <p>User instructions for the CADAC Safari Chef 30 High Pressure portable gas grill, covering general information, safety, assembly, gas fitting, usage, cleaning, maintenance, and available spares and accessories.</p>
	<p><a href="#">CADAC Citi Chef 50 User Instructions and Safety Guide</a></p> <p>Detailed user manual for the CADAC Citi Chef 50 BBQ, covering setup, operation, safety precautions, maintenance, cleaning, and troubleshooting. Includes information on various cooking surfaces and international contact details.</p>
	<p><a href="#">CADAC Citi Chef 40 User Instructions and Manual</a></p> <p>Comprehensive user instructions and manual for the CADAC Citi Chef 40 gas grill (Model No. 5610), covering setup, operation, safety, maintenance, and warranty. Available in multiple languages.</p>
	<p><a href="#">CADAC Grillo Chef 40 Surface Quick Guide: Tips, Preparation, Cleaning &amp; Maintenance</a></p> <p>Comprehensive guide for the CADAC Grillo Chef 40, covering preparation, usage tips, cleaning instructions, and maintenance for its GreenGrill cooking surfaces. Learn how to season, clean, and care for your grill for optimal performance.</p>
	<p><a href="#">Cadac Carri Chef 40 Quick Guide: GreenGrill Tips, Use, Cleaning &amp; Surfaces</a></p> <p>Comprehensive quick guide for the Cadac Carri Chef 40, covering GreenGrill coating tips, preparation, usage, cleaning, maintenance, and an overview of available cooking surfaces.</p>