

Capcom 56030

Capcom Resident Evil 5 Standard Edition for PlayStation 4 Instruction Manual

Model: 56030

1. INTRODUCTION

This manual provides essential information for the Capcom Resident Evil 5 Standard Edition for PlayStation 4. It covers setup, operation, maintenance, and troubleshooting to ensure an optimal gaming experience. Please read this manual thoroughly before playing.

2. SETUP

2.1 System Requirements

- **Console:** Sony PlayStation 4
- **Storage:** Minimum available storage space as indicated on the game packaging.
- **Internet Connection:** Required for online multiplayer features, updates, and downloadable content (DLC).

2.2 Installing the Game

1. Insert the Resident Evil 5 game disc into your PlayStation 4 console.
2. The system will automatically begin the installation process. Follow any on-screen prompts.
3. Once installation is complete, select the Resident Evil 5 icon from your PlayStation 4 home screen to launch the game.

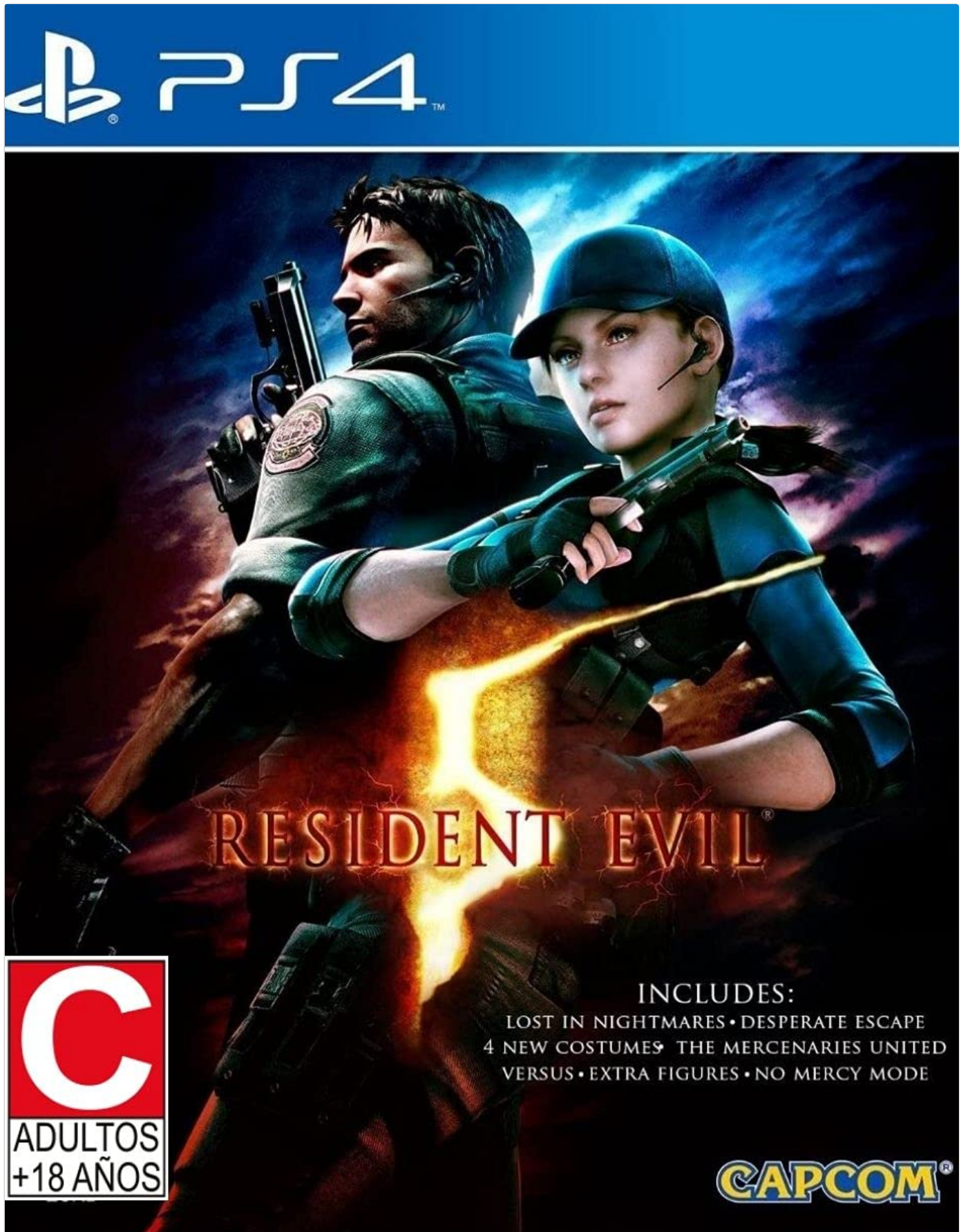


Figure 2.2.1: Resident Evil 5 game case for PlayStation 4. The cover features protagonists Chris Redfield and Sheva Alomar, with the game title and platform logo prominently displayed.

3. OPERATING INSTRUCTIONS

3.1 Basic Controls

Refer to the in-game control scheme for detailed button assignments. Standard PlayStation 4 controller functions apply:

- **Left Analog Stick:** Character Movement
- **Right Analog Stick:** Camera Control
- **X Button:** Action/Confirm
- **Circle Button:** Cancel/Dodge
- **Square Button:** Reload/Interact
- **Triangle Button:** Partner Command
- **L1/R1:** Aim/Fire
- **L2/R2:** Quick Turn/Melee
- **Touchpad:** Map/Inventory (contextual)

3.2 Gameplay Modes

- **Story Mode:** Play through the main campaign as Chris Redfield and Sheva Alomar. Can be played solo with AI partner or in 2-player co-op (local or online).
- **Mercenaries Mode:** A score-attack mode where players defeat enemies within a time limit. Features various playable characters and stages.
- **Versus Mode:** Online competitive multiplayer.
- **Lost in Nightmares DLC:** A prequel scenario featuring Chris Redfield and Jill Valentine.
- **Desperate Escape DLC:** A side story featuring Jill Valentine and Josh Stone.



Figure 3.2.1: In-game screenshot depicting Chris Redfield and Sheva Alomar navigating a village environment, characteristic of the game's setting.



Figure 3.2.2: Promotional art for "The Mercenaries United" mode, showcasing multiple playable characters available in this score-attack game type.

4. MAINTENANCE

4.1 Game Disc Care

- Keep the game disc clean and free from scratches. Hold the disc by its edges.
- Store the disc in its original case when not in use.
- Clean the disc with a soft, lint-free cloth, wiping from the center outwards.

4.2 Software Updates

Ensure your PlayStation 4 console is connected to the internet to receive automatic game updates. These updates often include bug fixes, performance improvements, and new features.

5. TROUBLESHOOTING

Problem	Solution
Game disc not recognized.	Clean the game disc. Ensure the disc is inserted correctly into the console. Restart the PlayStation 4.
Game freezes or crashes.	Ensure the game and console software are up to date. Restart the console. If the issue persists, try reinstalling the game.
Cannot connect to online services.	Verify your internet connection. Check PlayStation Network status. Ensure game is updated to the latest version.
Graphical glitches.	Ensure your console's system software is updated. Restart the console.

6. SPECIFICATIONS

- **Title:** Resident Evil 5 Standard Edition
- **Platform:** PlayStation 4
- **Publisher:** Capcom
- **Genre:** Action
- **Model Number:** 56030
- **Release Date:** July 12, 2016
- **Players:** Multiplayer (1-2 local, 2 online)
- **ESRB Rating:** Mature (M)

7. WARRANTY AND SUPPORT

7.1 Warranty Information

For information regarding the warranty of this product, please refer to the warranty statement included with your game packaging or visit the official Capcom website. Warranty terms and conditions may vary by region.

7.2 Customer Support

If you encounter issues not covered in this manual or require further assistance, please contact Capcom customer support through their official website. Online resources, FAQs, and contact details are typically available.

Capcom Official Website: www.capcom.com

8. ADDITIONAL RESOURCES


8.1 Official Product Video






No official seller videos are available for embedding based on the provided data.



© 2025 Capcom. All rights reserved. Resident Evil is a registered trademark of Capcom Co., Ltd.

Related Documents - 56030

	<p>Resident Evil PC Manual: Installation, Controls, and Troubleshooting Guide</p> <p>Comprehensive PC manual for Resident Evil (1996), covering system requirements, installation steps, game controls, character bios, troubleshooting tips, and technical support from CAPCOM and Virgin Interactive Entertainment.</p>
---	---

	<p>Street Fighter IV for PlayStation 3 - Official Game Manual</p> <p>Official game manual for Street Fighter IV on PlayStation 3 by Capcom. Provides game controls, character information, game modes, and important safety warnings, including photosensitivity advisories.</p>
	<p>Mega Man X6 Official Game Manual - Capcom (2001)</p> <p>Comprehensive guide to Mega Man X6 for Sony PlayStation, detailing controls, characters, gameplay mechanics, stages, bosses, and tips. Published by Capcom in 2001.</p>
	<p>Marvel vs. Capcom: Clash of Super Heroes - PlayStation Game Manual</p> <p>Official game manual for Marvel vs. Capcom: Clash of Super Heroes on Sony PlayStation, detailing gameplay, controls, special moves, and play modes.</p>
	<p>Robin Hood: Defender of the Crown - Official Game Manual Cinemaware & Capcom</p> <p>Comprehensive game manual for Robin Hood: Defender of the Crown on PlayStation 2. Learn gameplay, controls, strategies, and lore from Cinemaware and Capcom.</p>
	<p>Mega Man X: Maverick Hunter - Official PSP Manual</p> <p>This is the official manual for Mega Man X: Maverick Hunter on the PSP system. It covers game controls, story, characters, modes, items, and tips for playing.</p>