

Deeper ITGAM0303

Deeper PRO+ Smart Sonar User Manual

Model: ITGAM0303

INTRODUCTION

This manual provides essential information for the proper setup, operation, and maintenance of your Deeper PRO+ Smart Sonar. The Deeper PRO+ is a castable and portable Wi-Fi fish finder equipped with GPS, designed for use in various fishing environments including kayaks, boats, shore fishing, and ice fishing. Please read this manual thoroughly before using the device to ensure optimal performance and longevity.

PACKAGE CONTENTS

Upon opening the package, verify that all components are present:

- Deeper PRO+ Smart Sonar device
- 2 x Attachment bolts
- USB wire (Micro USB B type cable)
- Carrying pouch



Image: Deeper PRO+ Smart Sonar device shown next to its retail packaging, illustrating the product and its box.



Image: Side view of the Deeper PRO+ retail box, detailing the included items: Smart Sonar, attachment bolts, USB wire, and carrying pouch.

SETUP

1. Charging the Device

Before first use, fully charge your Deeper PRO+ using the provided Micro USB B type cable. Connect the cable to the charging port on the device and to a standard USB power source. The device's indicator light will show charging status.

2. Installing the Fish Deeper App

The Deeper PRO+ requires the Fish Deeper app to operate. Download the app from your device's app store (compatible with iOS and Android devices).

- Search for "Fish Deeper" in the App Store (iOS) or Google Play Store (Android).
- Install the application on your smartphone or tablet.

3. Connecting to the Deeper PRO+

The Deeper PRO+ connects to your smartphone or tablet via its own Wi-Fi signal. No internet or cellular data is required for connection.

1. Place the Deeper PRO+ into water to activate it.
2. On your smartphone or tablet, go to Wi-Fi settings.
3. Select the Wi-Fi network named "Deeper" followed by a series of characters.
4. Once connected, open the Fish Deeper app. The app will automatically detect and connect to your Deeper PRO+ device.



Image: Side view of the Deeper PRO+ retail box, illustrating the three-step process: cast Deeper, scan water, and receive sonar data on a smartphone.

OPERATING INSTRUCTIONS

Casting and Scanning

The Deeper PRO+ is designed for easy casting. Attach it to your fishing line using one of the provided attachment bolts. Ensure the bolt is securely fastened.



Image: A hand holding the compact Deeper PRO+ device, demonstrating its small size and readiness for casting. Once cast into the water, the device automatically activates and begins scanning. The sonar data is transmitted wirelessly to your connected smartphone or tablet.

Understanding Sonar Data

The Fish Deeper app displays real-time sonar data, including depth, bottom structure and consistency, vegetation, and fish. The device uses two beam frequencies for comprehensive scanning:

- **Wide Beam (55°):** Ideal for quickly scanning large areas and locating fish schools.
- **Narrow Beam (15°):** Provides higher accuracy and detail for specific areas, useful for identifying individual fish and precise bottom structure.

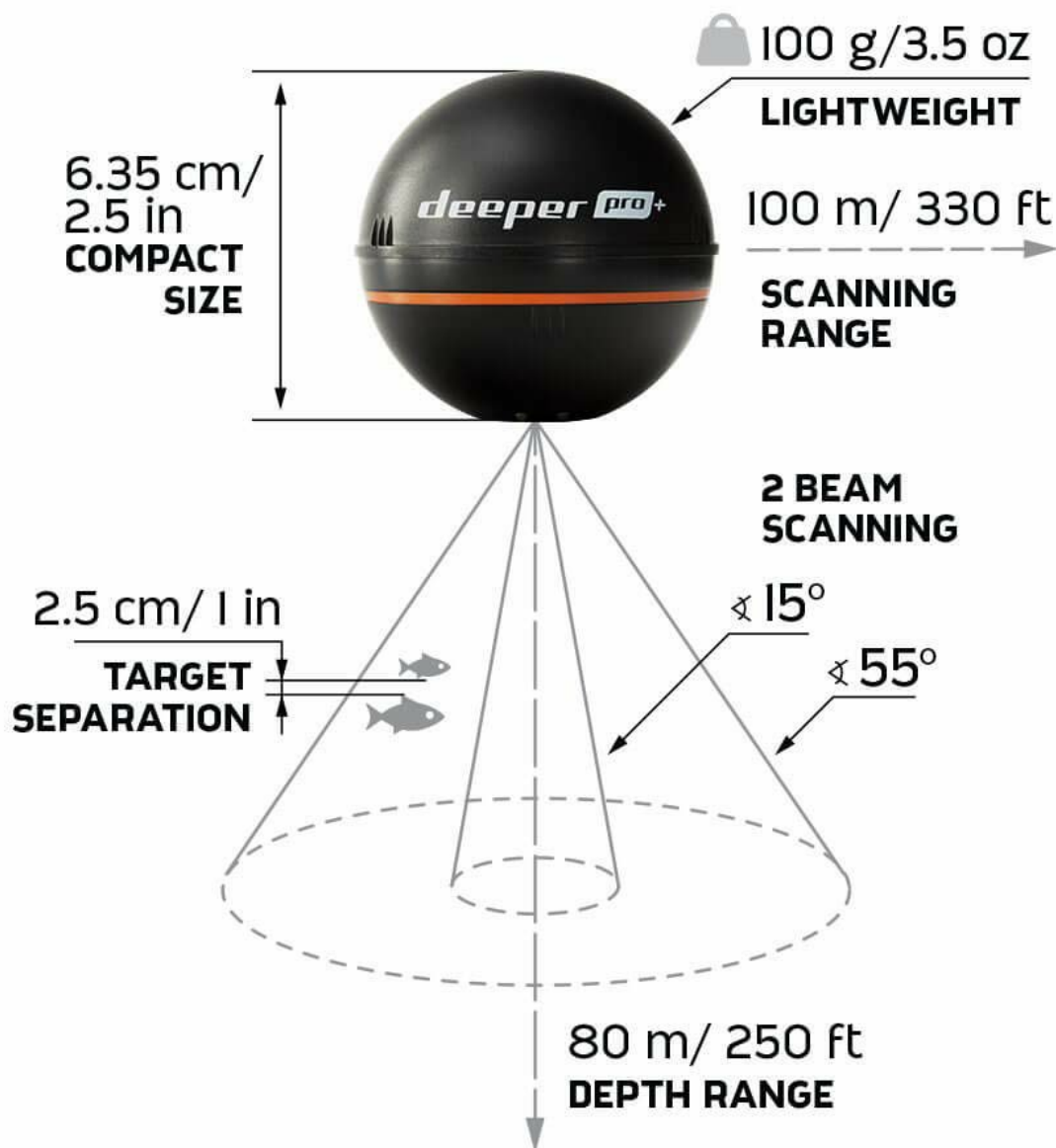


Image: Technical diagram of the Deeper PRO+ showing its compact size (2.5 inches), lightweight (3.5 oz), scanning range (330 ft), depth range (250 ft), 1-inch target separation, and dual beam angles (15° and 55°).

GPS and Bathymetric Mapping

The built-in GPS allows you to create detailed bathymetric maps of the water body directly from the bank, boat, canoe, or kayak. As you troll or cast, the app records depth contours, building a comprehensive map of the underwater terrain.

- **On-Shore Mapping:** Cast the device and reel it in slowly to map the area in front of you.
- **Boat/Kayak Mapping:** Attach the device to your vessel and troll to create detailed maps of larger areas.

All your scans, maps, points of interest, photos, and notes are saved and accessible on the Fish Deeper app and the web platform.



**INSTALLS IN SECONDS
NO DRILLING REQUIRED
CREATE DETAILED MAPS LIVE AS
YOU TROLL
2 BEAM SCANNING FREQUENCIES
EASY TO MOVE FROM VESSEL
TO VESSEL**

Image: The Deeper PRO+ device is shown attached to a kayak, with a smartphone displaying the live bathymetric mapping feature as the device scans the water.

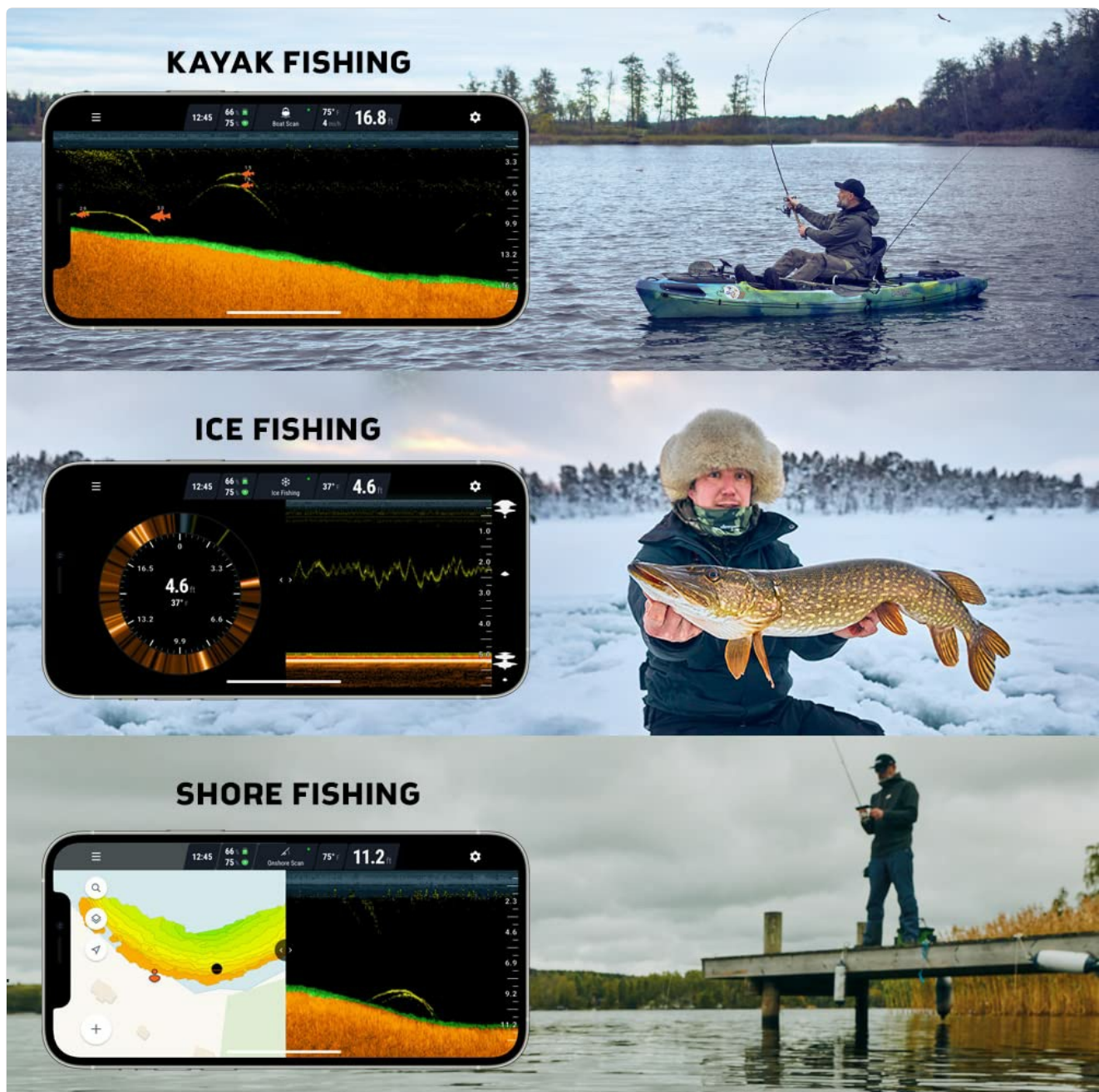


Image: A collage showing the Deeper PRO+ in action across different fishing types: Kayak Fishing (displaying sonar and map), Ice Fishing (displaying circular flasher and traditional sonar), and Shore Fishing (displaying bathymetric map and sonar).

MAINTENANCE

Cleaning

After each use, especially in saltwater, rinse the Deeper PRO+ with fresh water to remove any salt, dirt, or debris. Wipe it dry with a soft cloth. Do not use abrasive cleaners or solvents.

Storage

Store the device in a cool, dry place away from direct sunlight and extreme temperatures. Ensure the device is fully charged before long-term storage to preserve battery health.

Battery Care

The Deeper PRO+ is equipped with a rechargeable Lithium Metal battery. To maximize battery life:

- Avoid fully discharging the battery frequently.
- Charge the device regularly, even if not in use, to maintain a charge level above 50%.
- Use only the provided USB cable for charging.

TROUBLESHOOTING

| Problem | Possible Cause | Solution |
|--|--|---|
| Device not connecting to phone/tablet Wi-Fi. | Device not activated (not in water) or out of range. | Ensure the Deeper PRO+ is in water. Move closer to the device. Check Wi-Fi settings on your phone/tablet. |
| No sonar data displayed in app. | Poor connection, device not scanning, or app issue. | Verify Wi-Fi connection. Ensure device is fully submerged. Restart the Fish Deeper app. |
| Short battery life. | Battery not fully charged or aging battery. | Fully charge the device before use. Ensure proper charging practices are followed. |
| GPS mapping inaccurate. | Weak GPS signal or device movement. | Ensure clear sky view for GPS signal. Maintain steady movement for accurate mapping. |

SPECIFICATIONS

- **Model Name:** ITGAM0303
- **Product Dimensions:** 5.9 x 5.32 x 2.95 inches (15 x 13.5 x 7.5 cm)
- **Item Weight:** 12.32 ounces (350 grams)
- **Power Source:** Battery Powered (1 Lithium Metal battery included)
- **Connectivity:** Wi-Fi (up to 330 ft / 100 m casting range)
- **Depth Range:** Up to 260 ft / 80 m
- **Sonar Frequencies:** Dual beam (15° and 55°)
- **Target Separation:** 0.5 inches (1.27 cm)
- **Scanning Rate:** 15 scans per second
- **GPS:** Built-in for bathymetric mapping
- **Compatibility:** iOS and Android devices
- **Manufacturer:** Deeper

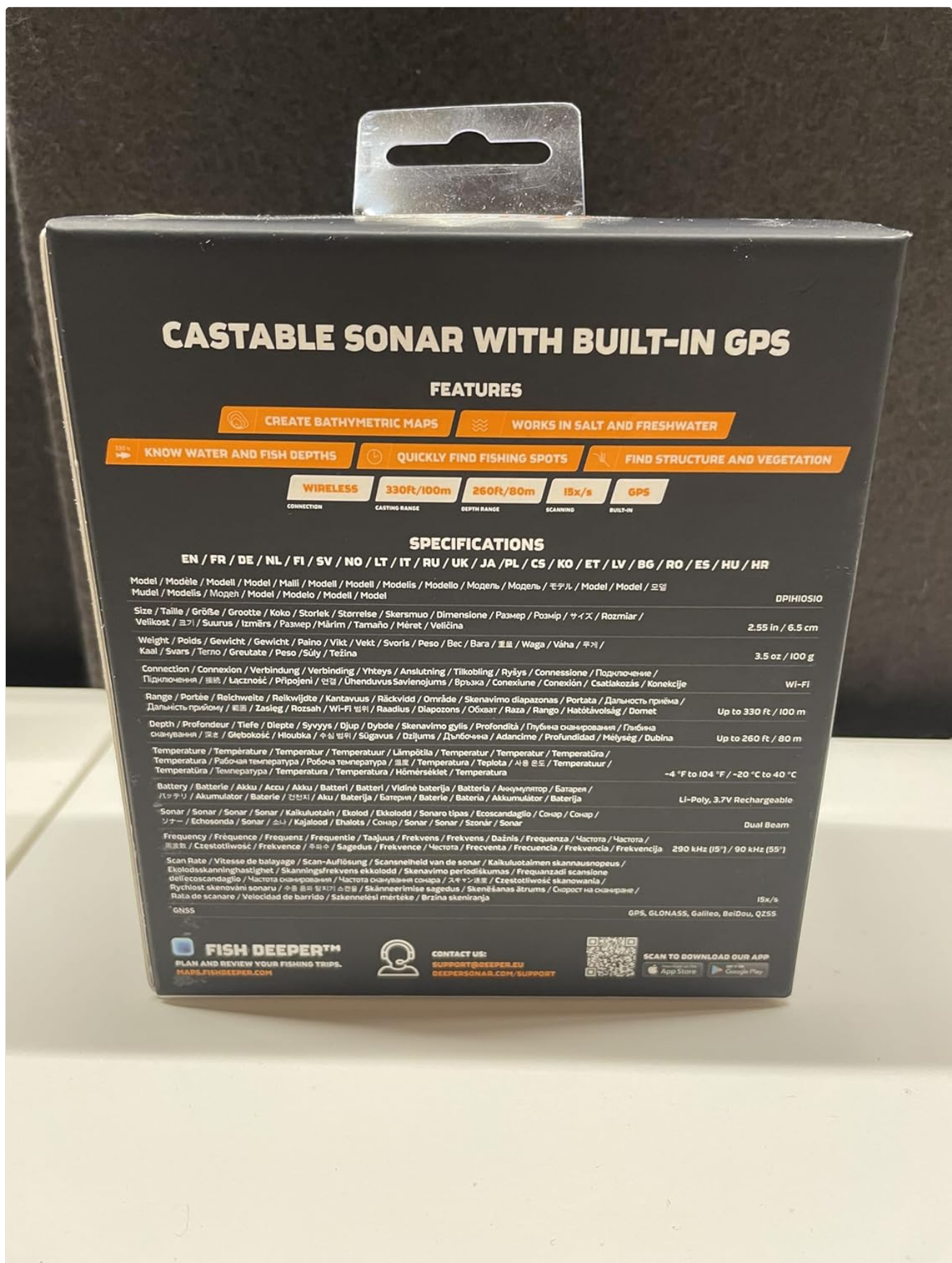


Image: Rear view of the Deeper PRO+ retail box, displaying detailed product features and specifications in multiple languages.





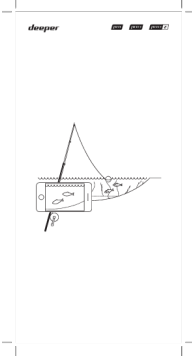
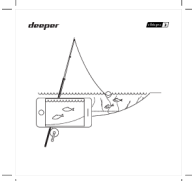
WARRANTY AND SUPPORT

For warranty information and technical support, please refer to the official Deeper website or contact their customer service. The product is manufactured by Deeper.

Official User Manual (PDF) can be found at:
<https://manuals.plus/m/9e7af6d2c7e3c15f320fe8b51fcf8861e9b5d2ca0e02b64e56d3cfd806ca9150>
For further assistance, visit the Deeper Store on Amazon:[Deeper Store](#)

© 2024 Deeper. All rights reserved.

Related Documents - ITGAM0303

| | |
|---|--|
|  | <p>Deeper Wireless Sonar User Manual and Safety Guide</p> <p>Comprehensive safety, usage, and technical specifications for Deeper PRO, PRO+, and PRO+2 wireless sonar devices. Includes battery information, charging guidelines, operating modes, technical data, warranty, and regulatory compliance statements.</p> |
|  | <p>Deeper CHIRP+2 and CHIRP2 Wireless Sonar: Safety, Usage, and Technical Information</p> <p>Comprehensive safety guidelines, usage instructions, operating modes, technical specifications, and regulatory information for the Deeper CHIRP+2 and CHIRP2 wireless fish finder sonars. Includes details on battery, charging, Wi-Fi regulations, and warranty.</p> |
|  | <p>Deeper CHIRP+2 / CHIRP2 Safe Usage, Regulations, and Specifications</p> <p>Comprehensive guide to the safe usage, regulations, operating modes, and technical specifications for the Deeper CHIRP+2 and CHIRP2 wireless fish finders.</p> |
|  | <p>Deeper Chirp 2 & Chirp+ 2 Quick Start Guide Fish Finder Setup & Usage</p> <p>Get started with your Deeper Chirp 2 and Chirp+ 2 wireless fish finders. This guide provides setup instructions, usage tips, and technical specifications for optimal fishing performance.</p> |
|  | <p>Deeper PRO, PRO+, PRO+2 Quick Start Guide</p> <p>A quick start guide for Deeper PRO, PRO+, and PRO+2 fish finders, covering setup, app usage, and operational guidelines.</p> |
|  | <p>Deeper Chirp+3 Fish Finder Quick Start Guide</p> <p>A comprehensive guide to setting up and using the Deeper Chirp+3 fish finder, including charging, app connection, and optimal usage tips.</p> |

