

## Jada 97184S

# Jada Toys Fast & Furious 1:32 Brian's Nissan Skyline GT-R R34 Die-cast Car User Manual

Model: 97184S

## INTRODUCTION

This manual provides comprehensive information regarding the Jada Toys Fast & Furious 1:32 Brian's Nissan Skyline GT-R R34 Die-cast Car. This highly detailed collectible model is inspired by the vehicle featured in the Fast & Furious film franchise. It is designed for display and light interaction, featuring authentic details and a durable die-cast metal construction.



Figure 1: The Jada Toys Fast & Furious 1:32 Brian's Nissan Skyline GT-R R34 die-cast car, shown both inside its themed window box packaging and as a standalone model.

## SETUP

---

The Jada Toys die-cast car comes pre-assembled and ready for display. No complex setup is required.

### Unboxing

1. Carefully remove the die-cast car from its themed window box packaging. Ensure no small parts are left behind in the packaging.
2. Inspect the model for any visible damage or manufacturing defects.
3. Place the model on a flat, stable surface for display.



Figure 2: The die-cast car as it appears within its original themed window box packaging, highlighting the display-ready presentation.

## OPERATING FEATURES

This die-cast model includes several interactive features designed to enhance its authenticity and play value.

- **Rolling Wheels:** The car features real rubber tires that allow it to roll smoothly on flat surfaces.
- **Opening Doors:** The driver and passenger side doors can be opened to reveal the detailed interior.
- **Opening Hood:** The hood can be opened to display the engine compartment.
- **Opening Trunk:** The trunk can be opened to show the rear storage area.



Figure 3: A detailed view of the die-cast car with both front doors opened, showcasing the interior cabin and its features.





Figure 4: A direct front view of the die-cast car, highlighting the grille, headlights, and blue racing stripes.



Figure 5: A side profile view of the die-cast car, showing the full length, wheel design, and side stripe details.



Figure 6: A direct rear view of the die-cast car, displaying the taillights, spoiler, and license plate details.

## MAINTENANCE

Proper care will ensure the longevity and appearance of your die-cast model.

- **Cleaning:** Use a soft, dry cloth to gently wipe away dust and fingerprints. Avoid abrasive cleaners or harsh chemicals, as these can damage the paint finish or plastic components.
- **Storage:** Store the model in a cool, dry place away from direct sunlight and extreme temperatures. Prolonged exposure to sunlight can cause fading of the paint and decals.
- **Handling:** Handle the model by its body whenever possible. Avoid gripping small or delicate parts like mirrors, spoilers, or antennas to prevent breakage.

## TROUBLESHOOTING

Die-cast models are generally robust, but minor issues can occur.

| Problem                               | Possible Cause   | Solution   |
|---------------------------------------|--|--|
| Doors/Hood/Trunk do not open smoothly | Dust or debris in hinges; tight manufacturing tolerance. | Gently try to open and close a few times. Use a soft brush to clear any visible debris. Do not force.  |
| Wheels do not roll freely             | Axle bent; debris caught in wheel well.                  | Check for visible obstructions and remove carefully. If axle is bent, professional repair may be needed (not typically covered by warranty for play damage). |
| Paint chipping or fading              | Rough handling; prolonged exposure to sunlight.          | Ensure proper handling and storage as per maintenance instructions. Paint touch-up kits are not typically available for these models.                        |

## SPECIFICATIONS

Key technical details for the Jada Toys Fast & Furious 1:32 Brian's Nissan Skyline GT-R R34 Die-cast Car.

- **Scale:** 1:32
- **Model Number:** 97184S
- **Product Dimensions:** 4.6 x 2 x 2.3 inches (approximately)
- **Item Weight:** 5.6 ounces

- **Material:** Heavy die-cast metal body, high-impact plastic details, real rubber tires.
- **Recommended Age:** 8 - 10 years (Manufacturer recommended)
- **Features:** Opening doors, hood, and trunk; rolling wheels; detailed interior, engine compartments, and chassis.






Figure 7: The die-cast car positioned alongside a ruler, illustrating its approximate dimensions and 1:32 scale.

## WARRANTY AND SUPPORT




For information regarding product warranty or customer support, please refer to the contact details provided on the product packaging or visit the official Jada Toys website. As a collectible item, specific warranty terms may vary.  
**Jada Toys Official Website:** [www.jadatoys.com](http://www.jadatoys.com)

© 2024 Jada Toys. All rights reserved. Fast & Furious is a trademark and copyright of Universal Studios.

## Related Documents - 97184S

|   |  |
|---|--|
|  | <p><a href="#">Jada FF19 7.5" RC Car Instruction Manual</a></p> <p>This document provides instructions for operating and maintaining the Jada FF19 7.5" RC Car, including features like the vapor function and turbo boost. It covers battery installation, troubleshooting, and safety precautions.</p>   |
|  | <p><a href="#">Jada Toys Back to the Future Time Machine R/C 1:16 Scale - User Manual</a></p> <p>Comprehensive user manual and safety guide for the Jada Toys Back to the Future Time Machine R/C 1:16 scale remote control vehicle. Learn how to charge, operate, troubleshoot, and maintain your RC car, along with important safety information and warranty details.</p> |
|  | <p><a href="#">Fast &amp; Furious RC Brian's Toyota Supra 1:55 Operating Instructions</a></p> <p>This document provides operating instructions and safety precautions for the Fast &amp; Furious RC Brian's Toyota Supra 1:55 model car. It includes multilingual safety warnings, compliance information, and basic operating guidance.</p>                                 |



|   |  |
|---|--|
|   | <p><a href="#"><u>Fast &amp; Furious RC Drift Mazda RX-7 Operating Instructions</u></a></p> <p>This document provides operating instructions and safety precautions for the Fast &amp; Furious RC Drift Mazda RX-7. It includes information on product conformity, battery usage, charging, and maintenance.</p>   |
|  | <p><a href="#"><u>Jada Fast &amp; Furious 1:10 Scale Drift RC Car Instruction Manual</u></a></p> <p>This manual provides essential instructions for operating, maintaining, and troubleshooting the Jada Fast &amp; Furious 1:10 Scale Drift RC Car. Includes safety guidelines, battery information, charging procedures, and troubleshooting tips.</p> |
|  | <p><a href="#"><u>Jada Toys Hyper Chargers 1/16 RC User Manual and Safety Information</u></a></p> <p>Comprehensive guide for Jada Toys Hyper Chargers 1/16 RC, covering setup, operation, safety precautions, and troubleshooting. Includes product specifications and warranty information.</p>   |

Documents - Jada – 97184S

no relevant documents