

Manuals+

[Q & A](#) | [Deep Search](#) | [Upload](#)

manuals.plus /

- › [Hasbro Gaming](#) /
- › [Hasbro Gaming Cluedo Family Game Instruction Manual \(Model 38712546\)](#)

Hasbro Gaming 38712546

Hasbro Gaming Cluedo Family Game Instruction Manual

Model: 38712546

INTRODUCTION

The Hasbro Gaming Cluedo Family Game is a classic mystery board game designed for 2 to 6 players, aged 8 and up. The objective is to solve the murder of reclusive millionaire Samuel Black by determining who committed the crime, where it took place, and with what weapon. This manual provides detailed instructions for game setup, rules of play, and general care.




Image: The Cluedo game box, featuring illustrations of the game's characters and a mysterious mansion in the background. The title "CLUEDO" is prominently displayed.

GAME COMPONENTS

Before starting, ensure all components are present:

- Mansion gameboard
- One yellow murder envelope

- One detective notepad
- Six character tokens
- 21 black CLUEDO cards (suspects, weapons, rooms)
- 13 red bonus cards
- Six weapon tokens
- Two dice
- Game guide



Image: A top-down view of the Cluedo game board, displaying various rooms, character tokens, weapon tokens, cards, and dice, ready for play.

SETUP INSTRUCTIONS

1. **Place the Gameboard:** Unfold the mansion gameboard and place it on a flat surface.
2. **Separate Cards:** Separate the CLUEDO cards into three decks: Suspects, Weapons, and Rooms.
3. **The Murder Envelope:** Secretly take one card from each of the three CLUEDO decks (Suspect, Weapon, Room) without looking at them. Place these three cards into the yellow murder envelope. This envelope contains the solution to the murder. Place the envelope in the designated spot on the gameboard.
4. **Shuffle Remaining Cards:** Shuffle the remaining CLUEDO cards together and deal them face down, one at a time, to each player until all cards are distributed. Players should keep their cards secret.
5. **Bonus Cards:** Shuffle the red bonus cards and place them face down on the designated space on the gameboard.
6. **Place Tokens:** Each player chooses a character token and places it on its corresponding starting space on the board. Place the six weapon tokens in their designated rooms.
7. **Detective Notepads:** Each player takes a detective notepad and a writing instrument (not included). Mark off the suspects, weapons, and rooms they hold in their hand.



Image: Four individuals engaged in playing the Cluedo board game, seated around a coffee table. The game board and components are visible on the table.

GAMEPLAY INSTRUCTIONS

The game proceeds in turns, with players moving around the mansion to gather clues and make deductions.

1. **Starting the Game:** The player who rolls the highest number on the dice goes first. Play proceeds clockwise.
2. **Player's Turn:** On your turn, you can:
 - **Roll the Dice and Move:** Roll the two dice and move your character token that many spaces. You can move horizontally or vertically, but not diagonally. You cannot move through walls or occupy a space already occupied by another player.
 - **Enter a Room:** If your movement ends in a room, you may make a suggestion.
 - **Use a Secret Passage:** If you are in one of the corner rooms, you can use a secret passage to move to the diagonally opposite corner room instead of rolling the dice.
 - **Draw a Bonus Card:** If you land on a space marked with a question mark, draw a red bonus card and follow its instructions.
3. **Making a Suggestion:** When you enter a room, you can make a suggestion about who committed the murder, with what weapon, and in that room. For example, "I suggest Professor Plum, with the Candlestick, in the Study."
 - Move the suggested suspect's token and weapon token into the room where you are making the suggestion.
 - The player to your left must disprove your suggestion if they can. If they have any of the three cards you suggested, they must secretly show you one of them. If they have more than one, they choose which one to show.
 - If the player to your left cannot disprove your suggestion, the next player to their left attempts to disprove it, and so on, until someone shows you a card or all players have been asked.

- Once a card is shown to you, your turn ends. Mark off the shown card on your detective notepad.
4. **Making an Accusation:** Once you are confident you know the three cards in the murder envelope, you can make an accusation. This can be done from any space on the board.
- State your accusation: "I accuse [Suspect], with the [Weapon], in the [Room]."
 - Secretly open the yellow murder envelope and check the three cards inside.
 - **If your accusation is correct:** You have solved the murder and win the game!
 - **If your accusation is incorrect:** You are out of the game. You can no longer move or make accusations, but you must still show cards to other players if they make a suggestion you can disprove.

MAINTENANCE AND CARE

- **Storage:** Store all game components in the original box in a cool, dry place to prevent damage to the board and cards.
- **Cleaning:** Wipe the gameboard and plastic tokens with a dry, soft cloth if necessary. Avoid using liquids or abrasive cleaners.
- **Handling:** Handle cards and tokens carefully to prolong their lifespan. Avoid bending cards or forcing tokens.

TROUBLESHOOTING

- **Missing Components:** If any components are missing upon opening the box, please contact Hasbro Gaming customer support.
- **Conflicting Rules Interpretations:** In case of disputes over rules, refer to the official game guide included in the box. If further clarification is needed, consult the official Hasbro Gaming website.
- **Game Flow Issues:** Ensure all players understand the turn order and the process of making suggestions and accusations. Practice a few rounds without keeping score to familiarize everyone with the mechanics.

SPECIFICATIONS

Product Name	Hasbro Gaming Cluedo Family Game
Model Number	38712546
Brand	Hasbro Gaming
Product Dimensions	15.75 x 1.97 x 10.51 inches
Item Weight	1.87 pounds
Recommended Age	8 years and up
Number of Players	2 to 6
Language	Spanish Version (Game content)






Image: A diagram illustrating the dimensions of the Cluedo game box, indicating a height of 11 inches (27 cm).




WARRANTY AND SUPPORT

Hasbro Gaming products are manufactured to high-quality standards. For information regarding warranty, product support, or to report missing components, please visit the official Hasbro Gaming website or contact their customer service department. Contact details can typically be found on the product packaging or the official brand website.

Online Support: [Visit Hasbro Consumer Care](#)

Related Documents - 38712546

	<p>Monopoly Junior: Peppa Pig Edition - Official Game Rules and Instructions</p> <p>Learn how to play Monopoly Junior: Peppa Pig Edition with these official rules and instructions. Discover setup, gameplay, winning conditions, and board space details for this fun family board game.</p>
	<p>Monopoly: Deadpool Edition - Game Rules and Instructions</p> <p>Official rules and instructions for the Monopoly: Deadpool Edition board game. Learn how to set up, play, buy properties, build headquarters and D-Mansions, and win the game.</p>
	<p>Clue: Robbery at the Museum - Game Rules and Instructions</p> <p>Official rules and instructions for the Clue: Robbery at the Museum escape room board game by Hasbro. Learn how to set up, play, and solve the mystery.</p>

 <p>G0351 MONOPOLY DEAL</p> <p>CARDSET GUIDE</p> <p>PROPERTY CARDS: 28 cards, each representing a property. They are divided into 8 groups of 4 cards each, representing the 8 properties on the Monopoly board.</p> <p>HOUSE CARDS: 16 cards, each representing a house. They are divided into 4 groups of 4 cards each, representing the 4 houses on each property.</p> <p>MONOPOLY CARDS: 16 cards, each representing a Monopoly action. They are divided into 4 groups of 4 cards each, representing the 4 actions on each property.</p> <p>WILDCARD CARDS: 4 cards, each representing a wildcard action. They are divided into 4 groups of 1 card each, representing the 4 wildcard actions.</p> <p>HOW TO PLAY:</p> <p>STEP 1: SETUP</p> <p>1. Shuffle the cards.</p> <p>2. Deal 5 cards to each player.</p> <p>3. The player with the highest card value starts the game.</p> <p>STEP 2: PLAY</p> <p>1. On a player's turn, they can:</p> <ul style="list-style-type: none"> Draw a card. Use a card to buy a property, build a house, or perform a Monopoly action. Discard a card. <p>2. The game ends when a player has no cards left.</p> <p>WINNING THE GAME:</p> <p>The player with the most properties at the end of the game wins.</p>	<p>Monopoly Deal Card Game - Fast-Paced Family Fun by Hasbro Gaming</p> <p>Discover Monopoly Deal, the quick-playing card game version of Monopoly. Swap, steal, and scheme your way to victory in this fast-paced property trading game for families and kids, model G0351.</p>
	<p>Monopoly: Marvel Studios' Black Panther - Wakanda Forever Edition Rules</p> <p>Official rules and gameplay instructions for Monopoly: Marvel Studios' Black Panther - Wakanda Forever Edition. Learn how to set up, play, and win this property trading game.</p>
	<p>Perfection Board Game: How to Play and Set Up</p> <p>Instructions and guide for playing the Perfection board game, including setup, single-player mode, and multi-player mode.</p>