

**Logitech 920-007839**

# Logitech G610 Orion Red Backlit Mechanical Gaming Keyboard User Manual

Model: 920-007839

## INTRODUCTION

The Logitech G610 Orion Red Backlit Mechanical Gaming Keyboard is engineered to deliver a pure, fluid gaming experience. Featuring durable Cherry MX Red mechanical key switches, customizable white LED backlighting, and easy-access media controls, this full-size keyboard is designed for performance and precision. This manual provides comprehensive instructions for setting up, operating, maintaining, and troubleshooting your G610 keyboard.



Figure 1: Angled view of the Logitech G610 Orion Red Backlit Mechanical Gaming Keyboard.

## SETUP

### What's in the Box

- Logitech G610 Orion Red Backlit Mechanical Gaming Keyboard
- Quick Start Guide



Figure 2: The Logitech G610 Orion Red keyboard as packaged.

## Physical Setup

1. Unpack the keyboard and its contents from the box.
2. Place the keyboard on a stable, flat surface.
3. Adjust the keyboard's height using the two-level height adjustment feet located on the underside of the keyboard. This allows you to set the keyboard to your preferred typing angle.



Figure 3: Side view illustrating the adjustable feet for keyboard height.



Figure 4: Underside view of the keyboard, highlighting the rubber feet and height adjustment mechanisms.

4. Connect the keyboard's USB cable to an available USB port on your computer. The keyboard is plug-and-play and should be recognized automatically by your operating system.

## Software Installation (Optional)

For advanced customization of lighting effects, macro programming for function keys (F1-F12), and game-specific profiles, download and install the Logitech Gaming Software (LGS). LGS is compatible with Windows 10, Windows 8.1, Windows 8, and Windows 7. Visit the official Logitech support website to download the latest version of the software.

## OPERATING THE KEYBOARD

### Key Features and Functions



Figure 5: Top-down view of the Logitech G610 Orion Red keyboard layout.

- **Cherry MX Red Mechanical Key Switches:** The G610 features Cherry MX Red switches, known for their linear keypress and low noise. These switches provide rapid-fire actuation, making them ideal for gaming.
- **Customizable Lighting:** The keyboard features white LED backlighting. You can personalize individual key lighting brightness and patterns using the Logitech Gaming Software. There are also built-in lighting effects accessible directly from the keyboard.
- **Easy Access Media Controls:** Dedicated media controls are located in the upper right corner of the keyboard. These include buttons for play, pause, mute, skip songs, and a smooth volume roller for quick audio adjustments.
- **Customizable Function Keys (F1-F12):** Program custom macros and commands to the F1 through F12 keys using the Logitech Gaming Software.
- **Game Mode Button:** Located near the media controls, this button disables the Windows key to prevent accidental interruptions during gameplay.

## Adjusting Backlighting

The G610 keyboard offers multiple levels of brightness and lighting effects. Use the dedicated brightness button (often depicted as a sun icon) located next to the media controls to cycle through four levels of brightness, including off. For more advanced lighting customization and effects, utilize the Logitech Gaming Software.

## MAINTENANCE

Regular maintenance helps prolong the life and performance of your keyboard.

- **Cleaning the Keyboard:**
  - Disconnect the keyboard from your computer before cleaning.
  - Use a soft, lint-free cloth slightly dampened with water or a mild cleaning solution to wipe down the keycaps and chassis. Avoid excessive moisture.
  - For dust and debris between keys, use compressed air.
  - Do not immerse the keyboard in any liquid.

- **Keycap Care:** The keycaps are designed for durability. Avoid using harsh chemicals or abrasive materials that could damage the keycap surface or legends.

## TROUBLESHOOTING

If you encounter issues with your Logitech G610 keyboard, refer to the following common solutions:

- **Keyboard Not Responding:**
  - Ensure the USB cable is securely connected to both the keyboard and the computer's USB port.
  - Try connecting the keyboard to a different USB port on your computer.
  - Restart your computer.
  - Test the keyboard on another computer to determine if the issue is with the keyboard or your system.
- **Backlighting Not Working or Dim:**
  - Press the brightness button on the keyboard to cycle through brightness levels.
  - Ensure the Logitech Gaming Software is installed and updated. Check lighting settings within the software.
  - Verify that the keyboard is receiving sufficient power from the USB port.
- **Macros or Customizations Not Working:**
  - Ensure the Logitech Gaming Software is running in the background.
  - Verify that the correct profile is active within the software.
  - Update the Logitech Gaming Software to the latest version.

## SPECIFICATIONS

Feature	Detail
Brand	Logitech
Model Number	920-007839
Key Switch Type	Cherry MX Red Mechanical
Backlighting	White LED, Single Color
Connectivity	USB (Corded Electric)
Hardware Platform	PC
Operating System Compatibility	Windows 10, Windows 8.1, Windows 8, Windows 7
Item Weight	2.6 pounds (approx. 1.18 kg)
Product Dimensions (LxWxH)	17.5 x 6 x 1.4 inches (approx. 44.45 x 15.24 x 3.56 cm)
Recommended Use	Gaming

## WARRANTY AND SUPPORT







For detailed warranty information, product registration, and additional support resources, please visit the official Logitech support website. You can also refer to the full User Manual PDF for more in-depth information.

Official User Manual (PDF): [Download PDF](#)

Logitech provides customer support for product inquiries, technical assistance, and warranty claims. Please have your product model number (920-007839) and purchase information ready when contacting support.

© 2024 Logitech. All rights reserved. Logitech, the Logitech logo, and other Logitech marks are owned by Logitech and may be registered. All other trademarks are the property of their respective owners.

Related Documents - 920-007839

	<p><a href="#">Logitech MX Mechanical Mini: Getting Started Guide</a></p> <p>A concise guide to setting up and using the Logitech MX Mechanical Mini keyboard, covering connection methods, software, smart backlighting, and Logitech Flow.</p>
	<p><a href="#">Logitech G413 TKL SE Mechanical Gaming Keyboard Setup Guide</a></p> <p>A comprehensive setup guide for the Logitech G413 TKL SE mechanical gaming keyboard, covering installation, shortcut keys, and lighting patterns in English, French, Spanish, and Portuguese.</p>
	<p><a href="#">Logitech MX Keys Advanced Wireless Illuminated Keyboard</a></p> <p>Discover the Logitech MX Keys, an advanced wireless illuminated keyboard designed for efficiency, stability, and precision. Featuring perfect-stroke keys, smart illumination, and multi-device connectivity for a seamless workflow.</p>
	<p><a href="#">Logitech G413 TKL SE Mechanical Gaming Keyboard Setup Guide</a></p> <p>A comprehensive setup guide for the Logitech G413 TKL SE Mechanical Gaming Keyboard, detailing shortcut keys and lighting patterns.</p>
	<p><a href="#">Logitech Slim X1 Bluetooth Backlit Keyboard User Manual and Specifications</a></p> <p>This document provides detailed information on the Logitech Slim X1 Bluetooth Backlit Keyboard, including setup, features, specifications, and regulatory compliance. It covers both external and internal aspects of the keyboard, with a focus on its Bluetooth connectivity and backlit keys.</p>
	<p><a href="#">Logitech G PRO X TKL LIGHTSPEED Wireless Gaming Keyboard Setup Guide</a></p> <p>A comprehensive setup guide for the Logitech G PRO X TKL LIGHTSPEED Wireless Gaming Keyboard, covering connection, charging, media controls, game mode, and lighting effects.</p>

G610 ORION RED Backlit Mechanical Gaming Keyboard PERFORMANCE-DRIVEN  
BACKLIT MECHANICAL GAMING KEYBOARD. Cherry MX Red Mechanical Key  
Switches Low-noise with smooth, linear key responses for rapid-fire actuation. Easy-  
access media controls Play, pause, mute, adjust volume and skip songs right from ...  
lang:en score:19 filesize: 721.41 K page\_count: 1 document date: 2016-03-03

[illegible]

lang:en score:18 filesize: 506.51 K page\_count: 8 document date: 2022-11-30

G610 ORION REDTM Backlit Mechanical Gaming Keyboard CRAFTED FOR GAMING. G610 Orion Red Keyboard delivers a pure gaming experience. Starting with a performance-driven design, the keyboard integrates our most powerful technologies. From the finest details, like fingerprint-masking matte texture and d...  
lang:en score:17 filesize: 225.49 K page\_count: 2 document date: 2016-03-03