

## Waterdrop UKF8001

# Waterdrop UKF8001 Refrigerator Water Filter User Manual

Brand: Waterdrop | Model: UKF8001

[Overview](#) [Installation](#) [Operation](#) [Maintenance](#) [Troubleshooting](#) [Specifications](#) [Compatibility](#) [Support](#)

## 1. PRODUCT OVERVIEW

The Waterdrop UKF8001 Refrigerator Water Filter is designed to provide clean, great-tasting water by effectively reducing various contaminants. This filter is certified by NSF 42 and NSF 372, ensuring high filtration performance. It utilizes a Sri Lankan superior coconut shell carbon block for advanced filtration.

This filter is engineered to reduce heavy metals, chlorine, copper, VOCs, and other suspended particles while preserving beneficial minerals essential for health.

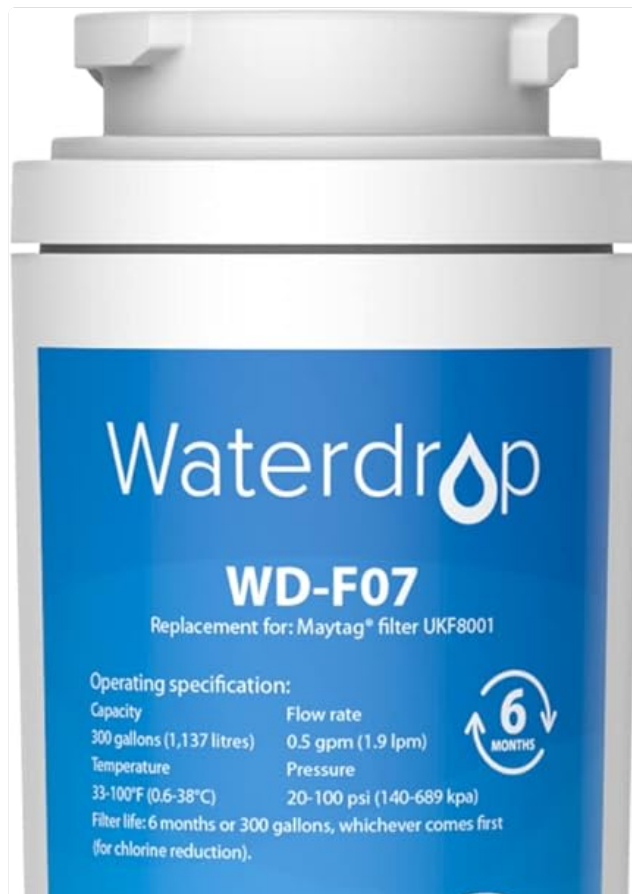




Image 1.1: The Waterdrop UKF8001 Refrigerator Water Filter.

## 2. INSTALLATION GUIDE

---

The Waterdrop UKF8001 filter is designed for easy, tool-free installation. Follow these steps to replace your old filter and install the new one.

### 2.1 Before Installation

- Ensure you have the correct replacement filter (Model: UKF8001 / WD-F07).
- Turn off the water supply to your refrigerator, if possible, to prevent leaks during replacement.

### 2.2 Installation Steps

1. Locate your refrigerator's filter compartment. This is typically inside the refrigerator, in the top right corner, or in the base grille.
2. Twist the old filter counter-clockwise to unlock and remove it. Some water may drip out; have a towel ready.
3. Remove the protective cap from the new Waterdrop filter.

4. Insert the new filter into the housing and twist it clockwise until it locks securely into place. You should feel a slight click or resistance.
5. Turn on the water supply to your refrigerator.
6. Run water from the dispenser for approximately 5 minutes at 0.5 gallons per minute (about 2.5 gallons total) to flush the system. This clears air from the lines and activates the filter.
7. Check for any leaks around the filter housing.
8. Reset the "Change Filter" indicator light on your refrigerator, if applicable. Refer to your refrigerator's manual for specific instructions on resetting the indicator.



Image 2.1: Illustration of the filter's perfect fit design, minimizing leakages.

### 3. OPERATION

After installation, the filter operates automatically to purify your water. The primary operational step is the initial flushing process to ensure optimal performance and taste.

### 3.1 Pure Taste Activation

It is crucial to run water through the dispenser for at least 5 minutes (approximately 2.5 gallons) immediately after installation. This process:

- Removes air from the water lines, preventing sputtering.
- Flushes out any loose carbon particles, which are harmless but can affect initial water clarity.
- Activates the filter media for optimal performance.

During the first few days of use, you may notice small air bubbles in your water. This is normal and will dissipate as the system fully purges air.

## 4. MAINTENANCE AND REPLACEMENT

---

Regular filter replacement is essential to maintain water quality and ensure the longevity of your refrigerator's water system.

### 4.1 Filter Lifespan

The Waterdrop UKF8001 filter has a recommended lifespan of **6 months or 300 gallons**, whichever comes first. This duration can vary based on local water quality and usage.

### 4.2 Monitoring Filter Life

- **Refrigerator Indicator Light:** Most compatible refrigerators have a "Change Filter" indicator light that will illuminate when it's time for a replacement.
- **Month Install Stickers:** The filter comes with complimentary month install stickers. Apply one to your refrigerator near the filter compartment or on your calendar to track the installation date and remind you when to replace it.
- **Water Quality:** If you notice a decrease in water flow or a change in taste/odor before the recommended replacement period, it may be time to change the filter.

### 4.3 Replacement Procedure

Follow the same steps as the initial installation (Section 2.2) to replace the used filter with a new one.

# Cost-Effective Choice

Half The Price, Better Effect



Image 4.1: The filter is designed for a 6-month lifespan, ensuring consistent water quality.

## 5. TROUBLESHOOTING

If you encounter issues with your Waterdrop UKF8001 filter, refer to the following common problems and solutions:

Problem	Possible Cause	Solution
<b>Reduced Water Flow</b>	Clogged filter, air in the system, or low water pressure.	<ul style="list-style-type: none"><li>◦ Flush the filter for 5 minutes to remove air and carbon particles.</li><li>◦ Ensure the filter is correctly installed and fully twisted into place.</li><li>◦ If the filter is old, replace it.</li><li>◦ Check household water pressure.</li></ul>

Problem	Possible Cause	Solution
<b>Water Leaks from Filter Area</b>	Improper installation or damaged O-rings.	<ul style="list-style-type: none"> <li>Remove and re-install the filter, ensuring it is twisted clockwise until snug.</li> <li>Check the O-rings on the filter for any visible damage. If damaged, contact customer support.</li> </ul>
<b>Cloudy or Discolored Water (Initially)</b>	Air bubbles or loose carbon particles from a new filter.	<ul style="list-style-type: none"> <li>This is normal. Continue flushing the filter for 5 minutes. The cloudiness should clear within a few days of use.</li> </ul>
<b>Unpleasant Taste or Odor</b>	Filter not fully flushed, expired filter, or severe water quality issues.	<ul style="list-style-type: none"> <li>Ensure the filter was flushed thoroughly after installation.</li> <li>Check the filter replacement date. If it's past 6 months or 300 gallons, replace it.</li> <li>If issues persist, contact customer support or a qualified plumber.</li> </ul>

## 6. PRODUCT SPECIFICATIONS

---

- **Model Number:** UKF8001 (WD-F07)
- **Material:** Lead-Free, Food-Grade Material, Advanced Activated Coconut Carbon Block
- **Product Dimensions:** 2.32"D x 2.32"W x 8.03"H
- **Item Weight:** 10.08 ounces
- **External Testing Certification:** NSF 42, NSF 372
- **Product Benefits:** Removes contaminants like chlorine, heavy metals, VOCs, and suspended particles while retaining beneficial minerals for cleaner, better-tasting water.
- **Filter Lifespan:** 6 months or 300 gallons (whichever comes first)
- **Manufacturer:** Waterdrop
- **Date First Available:** February 29, 2016

# Selected Natural Materials



Coconut shell  
from Sri Lanka



BPA-free  
100%



Lead-free

Image 6.1: The filter utilizes selected natural materials, including Sri Lankan coconut shell activated carbon.

# Authoritative NSF Certification in Water Purification Industry



REPLACEMENT  
ELEMENT

## NSF 42 certified to reduce chlorine

Tested and Certified by NSF International  
against **NSF/ANSI 42 & 372** in Model  
**EFF-6007S** for the reduction of chlorine,  
taste and odor.

**Find NSF certification  
information:**

1. Go to [info.nsf.org/Certified /DWTU/](http://info.nsf.org/Certified/DWTU/).
2. Enter " **EFF-6007S** " in the brand name/model field.

*Image 6.2: The filter is independently NSF 42 certified for chlorine reduction.*

## 7. COMPATIBLE REFRIGERATOR MODELS

The Waterdrop UKF8001 Refrigerator Water Filter is compatible with a wide range of refrigerator models. Please verify your refrigerator's current filter model number to ensure compatibility.

### 7.1 Direct Replacements for Filter Models:

- Maytag UKF8001, Amana UKF8001
- EveryDrop Filter 4, EDR4XD1B, EDR4RXD2
- Whirlpool 4396395, UKF8001AXX-750, UKF8001AXX-200
- AMANA UKF8001P, UKF8001AXX, UKF9001
- Sears or Kenmore 9006, 9992, 9005, 9084
- Bosch BORPLFTR20
- Viking RWFFR, 67006475, WF295

- Puriclean II

## 7.2 Replacement for Other Models:

- Aqua Fresh WF295
- Crystala Filters CF5
- EcoBlueLife EBL7770
- Mist CWMF004, RWF0900A
- MORE Pure Filters MPF15090
- OnePurify RFC0900A
- Pureline PL-400
- Pure Green PG-8001
- Tier1 RWF1040
- HDX FMM-2
- Clear Choice CLCH101
- Swift Green SGF-M9, SGF-M10
- AQUA CREST AQF-UKF8001
- Waterspecialist WS607B
- Maxblue MB-UKF8001
- Filterlogic FL-RF07

## 7.3 Example Compatible Refrigerator Models (Maytag):

- Maytag MCD2257HES, MCD2257KES, MFD2560HEB, MFD2560HES, MFD2560HEW, MFD2561HEB, MFD2561KES, MFI2067AES, MFI2067AEW, MFI2266AEB, MFI2266AEU, MFI2266AEW, MFI2269DRM00, MFI2269VEB, MFI2269VEM, MFI2269VEM10, MFI2269VEM3, MFI2269VEW, MFI2568AEB, MFI2568AEQ, MFI2568AES, MFI2569VEB, MFI2569VEM, MFI2569VEW1, MFI2569YEB0, MFI2569YEM0, MFI2665XEM, MFI2670XEM, MFI2670XEM0, MFX2571XEM, MSD2351HEB, MSD2351HEQ, MSD2641KEB, MSD2651HES, MSD2651KES, MSD2651KEU, MSD2651KGB, MSD2655HEQ, MSD2655HES, MSD2656KES, MSD2657HEW, MSD265MHES, MZD2665HEQ, MZD2665HES, MZD2665HEW, MZD2666KES, PSD262LHEB, PSD262LHEZ, PSD264LGRW, PSD265LGES

# Find Your Ideal Fridge Filter Match



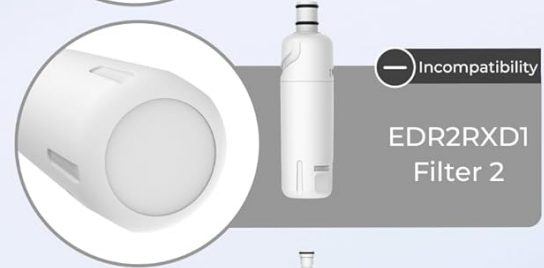


Image 7.1: Visual guide to finding your ideal fridge filter match, highlighting WD-F07 compatibility.



Image 7.2: The Waterdrop filter is a replacement for UKF8001, EDR4RXD1, Everydrop filter 4, and other listed models.

## 8. CUSTOMER SUPPORT AND WARRANTY

For any questions, concerns, or assistance with your Waterdrop UKF8001 Refrigerator Water Filter, please contact Waterdrop customer support.

- **User Guide (PDF):** For a downloadable version of the user guide, please refer to the official Waterdrop website or the provided [PDF document](#).
- **Contact Information:** Refer to the product packaging or the official Waterdrop website for the most current customer service contact details.
- **Warranty:** Specific warranty details are typically provided with the product packaging. Please retain your proof of purchase for warranty claims.

