

Yaheetech YT-100060

Yaheetech Bar Stools (Model YT-100060) - Instruction Manual

Adjustable Swivel Barstools with Armrest and Back

1. SAFETY INFORMATION

WARNING: This product can expose you to chemical Di(2-ethylhexyl)phthalate (DEHP) and Lead which are known to the State of California to cause cancer and birth defects or other reproductive harm. For more information go to www.P65Warnings.ca.gov/furniture.

- Ensure all components are securely fastened before use.
- Do not stand on the chair or use it as a ladder.
- Keep children away from moving parts during adjustment.
- Maximum weight capacity: 331 pounds (150 kg).

2. PRODUCT OVERVIEW

The Yaheetech Bar Stools (Model YT-100060) are designed for comfort and versatility, suitable for various settings including kitchens, dining rooms, and home bars. Key features include:

- **360° Swivel & Adjustable Height:** Allows for effortless movement and height customization.
- **Waterproof & Easy-Clean Surface:** Spill-proof PU leather with stain-resistant coating for simple maintenance.
- **Safety-Certified Mechanism:** SGS-certified pneumatic cylinder and reinforced steel frame with anti-tilt base ensure stability.
- **Industrial-Chic Design:** Glossy stainless steel base paired with faux leather seat for a modern aesthetic.
- **Multi-Scene Functionality:** Heavy-duty construction with non-marking foot pads suitable for various indoor environments.



Figure 2.1: Yaheetech Bar Stools (Model YT-100060) in Black.

These bar stools are designed to blend seamlessly into modern interiors while providing practical functionality and comfort.

3. COMPONENTS

Before assembly, ensure all parts are present and undamaged. The package typically includes:

- Seat with backrest and armrests (x2)
- Gas lift cylinder (x2)
- Footrest ring (x2)
- Base plate (x2)
- Assembly hardware (screws, washers, Allen key)
- Instruction manual



Maximum Weight
Capacity : **300 LB**



Figure 3.1: Product Dimensions and Components.

Refer to the included assembly instructions for a detailed list of parts and diagrams.

4. SETUP AND ASSEMBLY

Assembly instructions are included with the product. Please follow them carefully. A general overview of the assembly process is provided below:

1. Unpack all components and verify against the parts list.
2. Attach the gas lift cylinder to the base plate.
3. Slide the footrest ring onto the gas lift cylinder.
4. Secure the seat assembly onto the top of the gas lift cylinder.
5. Ensure all connections are tight and stable.



Figure 4.1: Key Features for Assembly Reference.

For detailed, step-by-step instructions, please consult the assembly manual provided in the packaging.

5. OPERATING INSTRUCTIONS

- **Height Adjustment:** To adjust the seat height, locate the lever under the seat. Lift the lever while seated to lower the chair, or lift the lever while standing to allow the chair to rise. Release the lever at the desired height.
- **360° Swivel:** The seat is designed to swivel freely in a full 360-degree rotation.
- **Footrest:** Utilize the built-in footrest for added comfort and support.



Figure 5.1: Users demonstrating comfortable seating and height adjustment.

The hydraulic mechanism ensures smooth and stable height adjustments.

6. MAINTENANCE

- **Cleaning:** The PU leather surface is waterproof and easy to clean. Wipe with a damp cloth to remove spills and dirt. Avoid harsh chemicals or abrasive cleaners.
- **Inspection:** Periodically check all screws and connections to ensure they remain tight. Tighten if necessary.
- **Protection:** Avoid prolonged exposure to direct sunlight or extreme temperatures to prevent material degradation.




Figure 6.1: Waterproof PU Leather Surface.

Regular maintenance will help prolong the life and appearance of your bar stools.

7. TROUBLESHOOTING

If you encounter any issues with your Yaheetech Bar Stools, please refer to the following common solutions:

- **Wobbling:** Ensure the base plate is on a flat, even surface. Check that all assembly screws are securely tightened.
- **Difficulty Adjusting Height:** Verify that the gas lift cylinder is correctly installed and not obstructed. If the issue persists, contact customer support.
- **Squeaking:** Apply a small amount of silicone lubricant to moving parts if squeaking occurs.

For further assistance, please contact Yaheetech customer support.

8. SPECIFICATIONS

Feature	Detail
Product Dimensions	19.5"D x 21"W x 36.5"H
Color	Black
Brand	Yaheetech
Size	Set of 2
Style	Modern
Furniture Finish	Black
Seat Height	21.7 Inches (Adjustable 25-33 inches)
Leg Style	Straight
Seat Width	17 Inches
Maximum Weight Recommendation	331 Pounds
Product Care Instructions	Wipe with Damp Cloth
Assembly Required	Yes
Number of Pieces	2
Item Weight	36.2 pounds
Manufacturer	Yaheetech
Item model number	YT-100060
Frame Material	Metal
Seat Material Type	Faux Leather

9. OFFICIAL PRODUCT VIDEO

Video 9.1: Official Yaheetech video demonstrating the adjustable height, premium texture, leather-covered armrests, and built-in chrome footrest of the bar stools.

This video provides a visual guide to the features and functionality of the Yaheetech Bar Stools.







10. WARRANTY AND SUPPORT

For warranty information or technical support, please refer to the documentation included with your product or visit the official Yaheetech website. You may also contact customer service through your retailer for

assistance.

For additional support, visit the [Yaheetech Store on Amazon](#).

Related Documents - YT-100060

 <p>Yaheetech</p> <p>593172</p> <p>Assembly Instructions</p>	<p>Yaheetech 593172 Patio Dining Chairs Assembly Instructions</p> <p>This document provides assembly instructions for the Yaheetech 593172 patio dining chairs. It includes safety warnings, assembly steps with diagrams, and product care instructions in multiple languages.</p>
 <p>IMPORTANT/WICHTIG/ATENCIÓN IMPORTANT/IMPORTANTE</p> <p>Assembly Instructions and Maintenance Guide</p>	<p>Yaheetech Chair Assembly Instructions and Maintenance Guide</p> <p>Comprehensive guide for assembling your Yaheetech chair, including parts list, step-by-step instructions, maintenance tips, and preventative care. Downloadable electronic manual available.</p>
 <p>Yaheetech</p> <p>614812/614813</p> <p>Assembly Instructions</p>	<p>Yaheetech Ergonomic Gaming Chair Installation Guide</p> <p>Step-by-step instructions and parts list for assembling your Yaheetech ergonomic gaming chair, featuring massage lumbar support and adjustable footrest. Ensure proper setup for optimal comfort and performance.</p>
 <p>Yaheetech</p> <p>611055</p> <p>Assembly Instructions</p>	<p>Yaheetech 611055 Adjustable Drafting Table with Stool - Assembly Manual</p> <p>Comprehensive assembly instructions for the Yaheetech 611055 adjustable drafting table and stool. Includes parts list, step-by-step guide, and important safety information.</p>
 <p>Yaheetech</p> <p>Mcghee Faux Leather Recliner</p> <p>Assembly Instructions</p>	<p>Yaheetech Mcghee Faux Leather Recliner Assembly Instructions</p> <p>Step-by-step assembly instructions and safety guidelines for the Yaheetech Mcghee Faux Leather Recliner. Learn how to quickly and safely assemble your new furniture.</p>
 <p>Yaheetech</p> <p>Mcghee Faux Leather Recliner</p> <p>Assembly Instructions</p>	<p>Yaheetech Mcghee Faux Leather Recliner Assembly Instructions</p> <p>Detailed assembly instructions and safety guidelines for the Yaheetech Mcghee Faux Leather Recliner. Learn how to quickly and safely assemble your new recliner chair.</p>