



Manuals.plus /

- › **Nekteck** /
- › Nekteck Shiatsu Neck and Back Massager User Manual

Nekteck LMS-801

Nekteck Shiatsu Neck and Back Massager User Manual

Model: LMS-801

Brand: Nekteck

INTRODUCTION

Thank you for choosing the Nekteck Shiatsu Neck and Back Massager. This electric deep tissue 3D kneading massage pillow is designed to alleviate muscle soreness, ease stiffness, eliminate fatigue, and provide relaxation for your neck, shoulders, back, legs, and full body. With its soothing heat function and adjustable settings, it offers a personalized massage experience for home, office, and car use.



The Nekteck Shiatsu Neck and Back Massager, designed for versatile use.

SAFETY INFORMATION

Important Safety Precautions:

Use the massager safely, avoiding use on bare skin or near water and taking care with heat and power sources. This massager is designed for deep massage and may be painful for those who are not used to it. We recommend placing a towel between the massager and your body for a more comfortable experience, especially during initial use. It is not cordless and requires a power adapter. Ensure the connection is secure by pushing the connector firmly into place. Do not use the massager for more than 15 minutes at a time. The device has an automatic shut-off protection to prevent overheating.

PRODUCT FEATURES

- **8 Powerful Deep-Shiatsu Kneading Massage Nodes:** Designed to alleviate muscle soreness and ease stiffness.
- **Soothing Heat Function:** Built-in infrared advanced heat function (up to 113°F / 45°C) to improve blood circulation. Can be manually turned off.
- **Adjustable Intensity:** Features 3 speed strength levels for personalized pressure.
- **Bi-Directional Massage:** Massage nodes rotate in two directions, automatically reversing for comprehensive coverage.
- **15-Minute Auto-Shutoff:** For overheating protection and user safety.
- **Durable and Comfortable Material:** Made of high-quality PU leather and breathable mesh fabric for ease of use and cleaning.
- **Versatile Use:** Suitable for neck, back, shoulder, leg, and full body muscle pain relief.
- **Portable:** Includes AC adapter and Car adapter (all UL listed) for home, office, car, and travel use.

ERGONOMIC 8 DEEP-KNEADING MASSGE NODES

Relief muscle tightness and pain and improve your blood circulation



8 Deep-Kneading Nodes



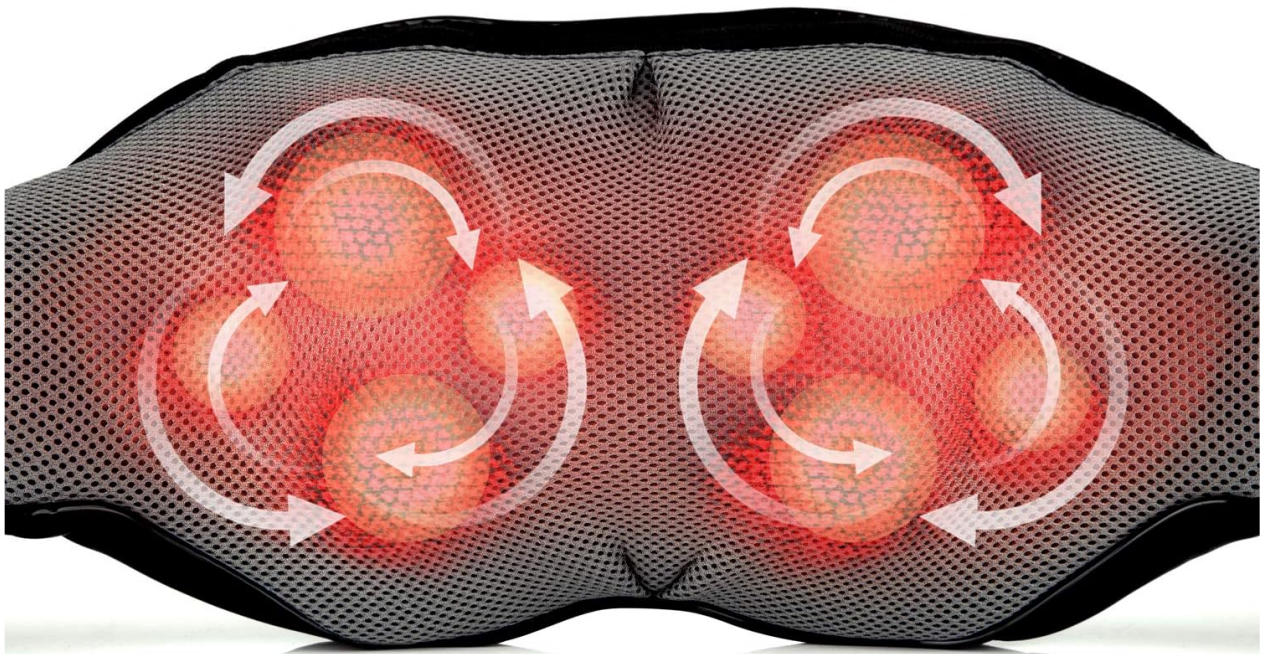
Ergonomic Design




Bi-Directional Massage



Auto-Reverse Rotation



The massager features 8 deep-kneading nodes for effective muscle relief.



ADVANCED HEATING FUNCTION FOR RELAXATION

The highest temperature up to 113° F (45° C)
15 Minutes auto-shutoff overheat protection



Advanced heating function provides warmth up to 113°F (45°C) with auto-shutoff.

SETUP

1. **Unpack:** Carefully remove the massager and all accessories from the packaging.
2. **Connect Power:** Insert the power adapter into the massager's input port. Ensure the connection is firm.
3. **Choose Adapter:** Use the AC adapter for home/office use or the car adapter for in-vehicle use.

WHAT'S INCLUDED

- *1 x Shoulder Massager
- *1 x Wall Adapter
- *1 x Operation Instruction
- *1 x Car Adapter
- *Packing Box

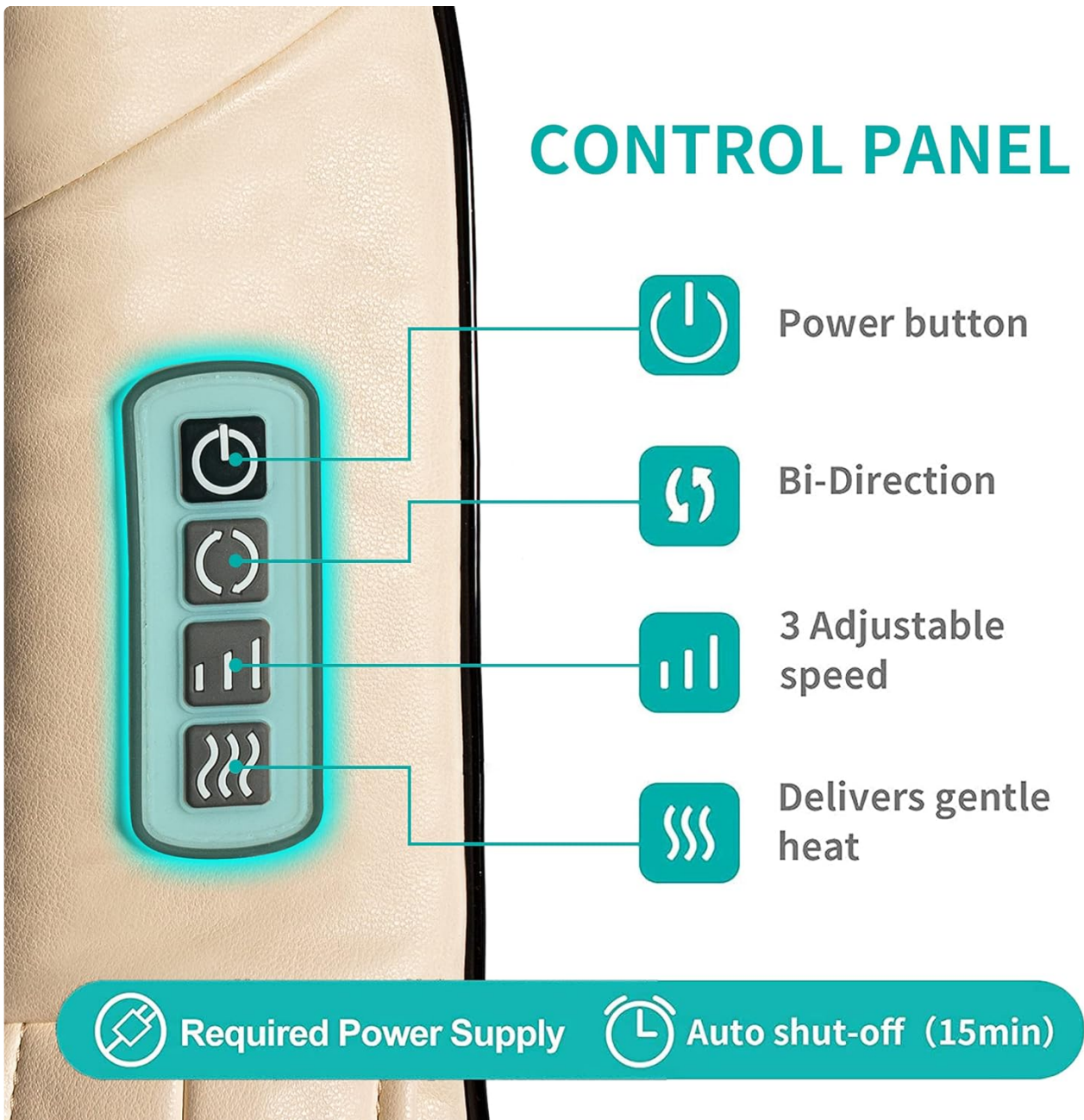


The package includes the shoulder massager, wall adapter, operation instruction, and car adapter.

OPERATING INSTRUCTIONS

The control panel is conveniently located on one of the arm straps for easy access during use.

CONTROL PANEL



The control panel features buttons for power, bi-direction, speed, and heat.

1. **Power On/Off:** Press the power button () to turn the massager on or off.
2. **Adjust Intensity/Speed:** Press the speed button (|||) to cycle through 3 different speed levels (low, medium, high).
3. **Change Rotation Direction:** Press the bi-direction button (↻) to reverse the rotation direction of the massage nodes. The massager also automatically reverses direction periodically.
4. **Activate/Deactivate Heat:** Press the heat button (≈) to turn the soothing heat function on or off. The heat function is typically on by default when the massager is powered on.
5. **Positioning:** Use the adjustable long handle straps to position the massager on your neck, back, shoulders, or other body parts. You can pull down on the straps to increase the intensity of the massage.
6. **Usage Duration:** Use the massager for up to 15 minutes per session. The automatic shut-off feature will activate after 15 minutes to prevent overheating.


USAGE GUIDELINES

The Nekneck Shiatsu Massager is designed for versatile application across various body parts to target muscle

pain and tension.

ENJOY THE FULL BODY MASSAGE

Versatile design allows focusing on a target area



Office & Desk Work



Back Pain



Sore Muscles



Stress Relief

BEST
USED
FOR

The massager can be used for neck, shoulder, back, leg, and full body massage.

- **Neck and Shoulders:** Place the massager over your neck and shoulders, using the arm straps to adjust pressure. Ideal for relieving stiffness from desk work or stress.
- **Back:** Position the massager on your upper, middle, or lower back. Lean against a chair or wall to apply pressure.
- **Legs and Thighs:** Wrap the massager around your thighs or calves to soothe tired leg muscles.
- **Feet:** Place your feet on the massage nodes for a relaxing foot massage.
- **Arms:** Use the straps to secure the massager around your arms for targeted relief.

MAINTENANCE

- **Cleaning:** The massager is made of high-quality PU leather and breathable mesh fabric. Wipe the surface with a soft, damp cloth. Do not use abrasive cleaners or immerse the unit in water.
- **Storage:** Store the massager in a cool, dry place away from direct sunlight when not in use.
- **Care:** Avoid sharp objects that could damage the fabric. Do not attempt to disassemble or repair the unit yourself.

TROUBLESHOOTING

- **Massager feels too intense/painful:** This massager is designed for deep tissue massage. If it feels too strong, place a towel or blanket between the massager and your body to reduce direct pressure.
- **Massager stops working unexpectedly:** The massager has a 15-minute auto-shutoff feature. If it stops, it may have reached the end of its cycle. Allow it to cool down before restarting.
- **Connection seems loose:** Ensure the power adapter is pushed firmly into the massager's input port. A loose connection can prevent proper operation.
- **Heat function not working:** Ensure the heat button is activated. If the heat still doesn't work, allow the unit to cool down as the auto-shutoff may have temporarily disabled it.

SPECIFICATIONS

Feature	Detail
Model Number	LMS-801
Product Dimensions	15 x 8 x 7 inches
Item Weight	3 Pounds
Power Source	Corded Electric
Material	Faux Leather
Manufacturer	Nekteck
Date First Available	February 19, 2016

WARRANTY AND SUPPORT

The Nekteck Shiatsu Neck and Back Massager comes with a **1-year warranty** and **life-time support** from Nekteck. For any inquiries or assistance, please refer to the official Nekteck support channels. A detailed User Manual (PDF) is also available for download: [Download User Manual \(PDF\)](#)