

Comfort Zone CZ200A

Comfort Zone CZ200A 20-Inch Box Fan User Manual

Model: CZ200A

IMPORTANT SAFETY INSTRUCTIONS

Please read all instructions carefully before using this fan and retain for future reference. Failure to follow these instructions may result in electric shock, fire, or injury.

- Always unplug the fan from the power outlet before cleaning, servicing, or moving.
- Do not insert fingers or foreign objects into any openings on the fan.
- Ensure the fan is placed on a stable, level surface to prevent tipping.
- Do not operate the fan with a damaged cord or plug. If the cord or plug is damaged, contact qualified service personnel.
- This fan is intended for indoor use only. Do not use outdoors or in wet locations.
- Keep the fan away from curtains, drapes, or any objects that may be drawn into the fan blades.
- **WARNING:** This product can expose you to chemicals including lead, which is known to the State of California to cause cancer and birth defects or other reproductive harm. For more information go to www.P65Warnings.ca.gov.

PRODUCT OVERVIEW

The Comfort Zone CZ200A is a 20-inch box fan designed to provide full-force air circulation for various indoor spaces. Its lightweight and portable design, combined with a convenient carry handle, makes it easy to move and position wherever cooling or ventilation is needed.




Figure 1: Front view of the Comfort Zone CZ200A 20-inch box fan, showing its white grille and blades, with blue airflow lines indicating air movement.

Key features include a 3-speed rotary control for adjustable airflow, 5 durable blades for efficient air movement, and a sturdy construction suitable for homes, garages, and other large areas.

SETUP AND PLACEMENT

The Comfort Zone CZ200A box fan requires minimal setup and is designed for standalone use. Simply place the fan on a flat, stable surface in your desired location.



Figure 2: The Comfort Zone box fan positioned on a wooden floor, illustrating its compact design and effective air circulation within a room.

The fan features a convenient top-mounted carry handle and integrated feet on the base for stability and easy portability between rooms. Ensure the power cord is not obstructed or pinched.

Top Mounted Controls

Powder Coated Steel Frame

Rotary Control with 3 Fan Speed Settings

Convenient Handle




Figure 3: Close-up view of the top of the Comfort Zone box fan, highlighting the convenient carry handle and the rotary dial for speed control.

OPERATING INSTRUCTIONS

To operate your Comfort Zone box fan, follow these simple steps:

1. Plug the fan into a standard 120V A.C. / 60 Hz electrical outlet.
2. Locate the rotary control dial on the top of the fan.
3. Turn the dial to select your desired speed setting:
 - **1:** Low speed for gentle airflow.
 - **2:** Medium speed for moderate air circulation.
 - **3:** High speed for maximum air movement.
4. To turn the fan off, rotate the dial back to the '0' position.



Convenient Top
Mounted Carry Handle



Easy Access Top
Mount Rotary Controls



Lightweight
and Powerful




Figure 4: Detailed view of the fan's rotary control dial, showing the three speed settings (1, 2, 3) for adjusting airflow.

Video 1: Official product video demonstrating the three-speed settings of the Comfort Zone box fan and its airflow capabilities.

MAINTENANCE AND CARE

Regular cleaning and maintenance will ensure optimal performance and longevity of your fan.

- **Cleaning:** Always unplug the fan before cleaning. Use a soft, damp cloth to wipe the exterior surfaces. Do not use abrasive cleaners or harsh chemicals.
- **Grille:** The safety grille can be cleaned by gently wiping it with a damp cloth. Ensure the fan is completely dry before plugging it back in.
- **Storage:** When not in use, store the fan in a cool, dry place.



Figure 5: An image emphasizing the safety features of the fan, including a secure front grille and a safety fused plug for electrical protection.

TROUBLESHOOTING

If your fan is not operating correctly, consult the following troubleshooting guide:

Problem	Possible Cause	Solution
Fan does not turn on	No power to the unit; Plug not fully inserted; Blown fuse in plug.	Check power outlet; Ensure plug is fully inserted; Replace fuse (refer to safety instructions).
Low airflow	Fan blades or grille are dirty; Fan is on a low speed setting.	Unplug and clean fan blades and grille; Increase speed setting using the rotary dial.
Unusual noise or vibration	Fan not on a stable surface; Foreign object in fan; Loose parts.	Place fan on a stable, level surface; Unplug and inspect for foreign objects; If problem persists, discontinue use and contact support.

PRODUCT SPECIFICATIONS

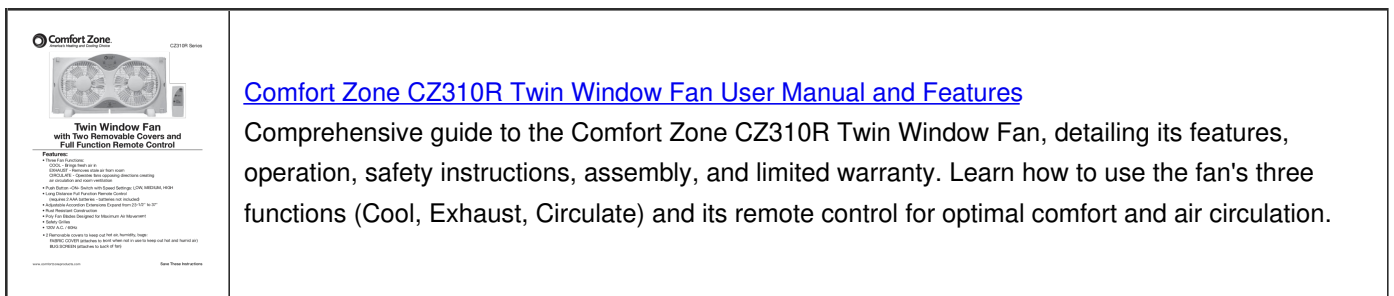
Specification	Value
Brand	Comfort Zone
Model Name	CZ200A
Color	White
Electric Fan Design	Floor Fan
Power Source	Corded Electric
Product Dimensions	5"D x 21"W x 22"H
Number of Blades	5
Number of Power Levels	3
Noise Level	63.3 Decibels
Wattage	71.5 watts
Voltage	120
Item Weight	8.5 Pounds
Included Components	CZ200A Box Fan, Cord, Product Manual
Indoor/Outdoor Usage	Indoor
Specification Met	ETL, UL






WARRANTY AND SUPPORT

This Comfort Zone CZ200A Box Fan comes with a **1 Year Warranty Against Manufacturer Defects.**

For warranty claims, technical support, or any inquiries regarding your product, please refer to the contact information provided in the packaging or visit the official Comfort Zone website.

Related Documents - CZ200A



	<p>Comfort Zone 20" Box Fan CZ200A Owner's Manual and Safety Instructions</p> <p>Official owner's manual for the Comfort Zone 20" Box Fan (Model CZ200A). Includes features, safety instructions, usage, maintenance, assembly, and warranty information.</p>
	<p>Comfort Zone 3-Speed Industrial Ultra-Power Fan CZHVP30 Series User Manual</p> <p>User manual for the Comfort Zone 3-Speed Industrial Ultra-Power Fan, model CZHVP30 Series. Includes operating instructions, safety precautions, assembly, care and maintenance, troubleshooting, and limited warranty information.</p>
	<p>Comfort Zone CZ6C Fan Blades Replacement Guide</p> <p>Step-by-step instructions from iFixit on how to replace the fan blades or clean the metal cage of a Comfort Zone CZ6C fan.</p>
	<p>Comfort Zone CZ319 Series Twin Window Fan - Manual, Features, and Safety Guide</p> <p>Comprehensive guide to the Comfort Zone CZ319 Series Twin Window Fan, covering features, installation, usage, safety precautions, maintenance, and warranty information. Learn how to operate and care for your fan.</p>
	<p>Comfort Zone CZ798 Electric Utility Heater: User Manual, Safety & Operation Guide</p> <p>Learn how to safely operate, install, and maintain your Comfort Zone CZ798 Electric Utility Heater with this comprehensive user manual. Includes features, safety warnings, operating instructions, assembly, care, and limited warranty details.</p>