

HELLA 958040071

HELLA 958040071 LED Light Bar 350 (Driving Beam) Instruction Manual

Model: 958040071

1. PRODUCT OVERVIEW

The HELLA LED Light Bar 350 (Driving Beam) is designed to provide powerful and precise illumination for off-road applications. This light bar features a robust construction and advanced LED technology to ensure reliable performance in demanding environments.

- **Powerful Illumination:** Delivers 1500 measured lumens with precision optics for enhanced visibility.
- **Durable Construction:** Features a lightweight design made from thermally conductive plastic and 316 stainless steel, offering high resistance to corrosion.
- **Extreme Weather Resistance:** Rated IP 6K7 (protection against dust and temporary water immersion) and IP 6K9K (protection against dust and high-pressure/steam jet cleaning).
- **Flexible Mounting:** Equipped with an adjustable low-profile mounting system for versatile installation options.
- **Multivolt Compatibility:** Operates efficiently with input voltages ranging from 9 to 33 volts, consuming only 25 watts.



Figure 1.1: Front view of the HELLA LED Light Bar 350 (Driving Beam).

This light bar is engineered for optimal performance and longevity, providing a clear driving beam pattern suitable for various off-road conditions.

2. INCLUDED COMPONENTS

Verify that all components are present before beginning installation:

- 1x HELLA LED Light Bar 350 (Driving Beam)
- 2x Mounting Brackets
- Mounting Hardware (screws, washers, nuts)
- Mounting Instructions

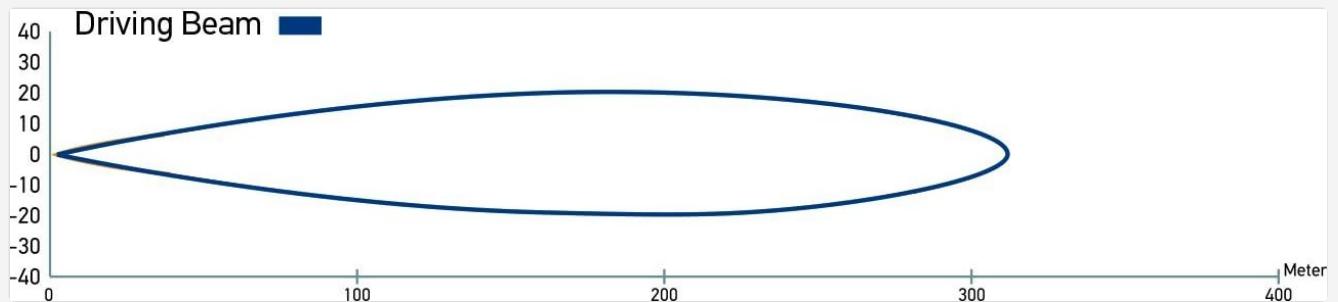


Figure 2.1: The LED Light Bar 350 shown with its mounting brackets and hardware.

3. INSTALLATION AND SETUP

Proper installation is crucial for the performance and longevity of your LED light bar. Refer to the included mounting instructions for detailed, step-by-step guidance specific to your vehicle and desired mounting location.

3.1 General Installation Steps:

1. **Choose Mounting Location:** Select a suitable location on your vehicle that allows for optimal light projection and secure attachment. The adjustable low-profile mounting system offers flexibility.
2. **Secure Brackets:** Attach the mounting brackets to the light bar using the provided hardware. Ensure they are tightened securely.
3. **Mount Light Bar:** Position the light bar with attached brackets onto the chosen vehicle surface. Mark and drill holes if necessary, then secure the brackets to the vehicle using appropriate mounting hardware.
4. **Adjust Aim:** Loosen the bracket bolts slightly to adjust the light bar's angle for desired beam direction. Tighten all bolts firmly once the aim is set.
5. **Wiring:** Connect the light bar to your vehicle's electrical system. Ensure connections are secure and properly insulated. The light bar is designed for 9-33V DC systems. It is recommended to use a relay and fuse for protection. Consult a professional if you are unsure about electrical wiring.



Figure 3.1: Side view illustrating the adjustable mounting bracket.

Warning: Incorrect wiring can cause damage to the light bar or vehicle electrical system. Always disconnect the vehicle's battery before performing any electrical work.

4. OPERATING INSTRUCTIONS

The HELLA LED Light Bar 350 is designed for straightforward operation once correctly installed.

4.1 Powering On/Off:

Activate the light bar using the switch connected to its wiring harness. Ensure your vehicle's ignition is in the appropriate position (e.g., accessory or on) to supply power to the circuit.

4.2 Voltage and Power:

The light bar operates optimally within a multivolt range of 9 to 33 volts DC. It has a power consumption of 25 watts. Operating outside this voltage range may damage the unit or reduce its performance.

4.3 Beam Pattern:

This model features a 'Driving Beam' pattern, which provides a focused, long-range light distribution suitable for illuminating the path ahead during off-road driving.



Figure 4.1: Diagram illustrating the Driving Beam light pattern.

5. MAINTENANCE

The HELLA LED Light Bar 350 is designed for minimal maintenance due to its robust construction and high durability.

- **Cleaning:** Periodically clean the lens with a soft cloth and mild soap and water to ensure maximum light

output. Avoid abrasive cleaners or harsh chemicals that could damage the lens or housing.

- **Inspection:** Regularly inspect the mounting hardware and wiring for any signs of loosening, corrosion, or damage. Tighten any loose fasteners and repair or replace damaged wiring as needed.
- **Water Resistance:** The unit is highly resistant to dust and water (IP 6K7 and IP 6K9K rated). However, avoid directing high-pressure water jets directly at electrical connections for extended periods.
- **Thermal Management:** The thermally conductive plastic housing is designed to dissipate heat effectively. Ensure the rear of the light bar is not obstructed to allow for proper airflow.

6. TROUBLESHOOTING

If you encounter issues with your HELLA LED Light Bar 350, consider the following common troubleshooting steps:

- **Light Bar Does Not Turn On:**
 - Check the power connection to ensure it is secure and receiving voltage (9-33V DC).
 - Inspect the fuse in the wiring harness. Replace if blown.
 - Verify the switch is functioning correctly.
 - Ensure the vehicle's battery has sufficient charge.
- **Dim or Flickering Light:**
 - Check for loose or corroded wiring connections.
 - Ensure the voltage supply is stable and within the 9-33V DC range.
 - Inspect the lens for dirt or damage that might obstruct light output.
- **Moisture Inside Lens:**
 - While the unit is highly water-resistant, extreme temperature changes can sometimes cause condensation. This usually dissipates with use.
 - If significant water ingress occurs, inspect the housing for damage or improper sealing. Contact support if the issue persists.

For persistent issues not resolved by these steps, please contact HELLA customer support.

7. SPECIFICATIONS

Feature	Specification
Brand	Hella
Model Number	958040071
Beam Pattern	Driving Beam
Lumen Output	1500 measured lumens
Wattage	25 watts
Operating Voltage	9-33 volts DC (Multivolt)

Feature	Specification
Material	Thermally conductive plastic, 316 Stainless Steel, Aluminum
Item Weight	2 pounds
Water Resistance Rating	IP 6K7, IP 6K9K
Auto Part Position	Rear (typical mounting, but flexible)
Included Components	1 Light with 2 Brackets, Mounting Hardware, Mounting Instructions



8. WARRANTY AND SUPPORT





HELLA products are manufactured to high-quality standards. For information regarding warranty coverage, terms, and conditions, please refer to the documentation included with your purchase or visit the official HELLA website. For technical assistance, spare parts, or any other inquiries, please contact HELLA customer support through their official channels. When contacting support, please have your product model number (958040071) and purchase details readily available.



© 2024 Hella. All rights reserved.

Related Documents - 958040071

	<p>HELLA Australia Aftermarket Catalogue 2019-2020</p> <p>Explore the comprehensive HELLA Australia Aftermarket Catalogue for 2019-2020, featuring a wide range of LED marker and signal lamps, lighting solutions, and automotive electrical components for commercial vehicles. Discover innovative technologies like DuraLED and EuroLED, designed for durability, performance, and safety.</p>
	<p>HELLA DR 500 Driving Video Recorder Instruction Manual</p> <p>Comprehensive instruction manual for the HELLA DR 500 Driving Video Recorder, detailing product structure, button functions, operating instructions, menu settings, specifications, and troubleshooting.</p>

	<p><u>HELLA DR 820 Driving Video Recorder: Quick Guide and Installation</u></p> <p>Detailed guide for the HELLA DR 820 Driving Video Recorder, covering product overview, specifications, installation steps, ADAS features, smartphone connectivity, PC viewer, and important precautions.</p>
	<p><u>HELLA Wiper Blades Catalog: Comprehensive Range & Vehicle Applications</u></p> <p>Explore the HELLA wiper blades catalog, featuring Metal Wiper, Cleantech, Easy Set, Rear, Hybrid, Winter, and Heavy Duty options. Find detailed specifications, adapter guides, and vehicle application lists for optimal visibility and safety.</p>
	<p><u>HELLA ELECTRICS 2013-14 Catalogue: Relays, Switches, and More</u></p> <p>Explore the HELLA ELECTRICS 2013-14 catalogue, featuring a comprehensive range of automotive relays, switches, flasher units, control units, and headlight levelling actuators. Find detailed product information and vehicle applications for professional use.</p>
	<p><u>HELLA Vehicle Lighting: Bulbs Catalog and Technical Guide</u></p> <p>Discover HELLA's extensive range of high-quality vehicle bulbs, including halogen, Xenon, and LED options. This comprehensive catalog details product specifications, applications, and testing standards for automotive lighting solutions.</p>




[\[pdf\] User Manual Instructions Catalog](#)

untitled HELLA Product Overview 2020 2021 Automotive Sales Inc Magnesium offers a high thermal resistance that prevents deformation Single contains 1 lamp H7 12 V 55W bulb manual installation instructions and Lens material Glass components Mounting Stainless steel bracket HASI LRes hella us assets media global

PRODUCT OVERVIEW 2020 2021 THIRD EDITION HELLA Automotive Sales, Inc. www.hellausa.com www.myhell ... ht bar 350 - Wide Beam with dimming function LED light bar 350 - Narrow Beam with dimming function **958040071** 958040081 958040521 958040641 13 AUXILIARY LIGHTING Product Image / Dimensions FF300 L...

lang:en **score:27** filesize: 11.05 M page_count: 200 document date: 2020-08-26



[HELLA Product Overview 2023-2024: Automotive Lighting & Accessories](#)

Explore the comprehensive HELLA Product Overview for 2023-2024, featuring a wide range of automotive lighting solutions, including auxiliary lights, work lights, optical warning systems, and bulbs. Discover HELLA's commitment to quality, innovation, and performance for professional and industrial applications.

lang:en **score:22** filesize: 19.61 M page_count: 248 document date: 2023-08-16



[\[pdf\]](#) User Manual Catalog

untitled HELLA Inc xenón manual de instrucciones y componentes para instalación Set Faros contiene t
CTQU DQODKNNQU 5 9 DQDKPCU FG TGCEVCEKC CSA Main Catalogue 2018 2019 SP LRes hella
csa assets media

CATLOGO GENERAL 2018 2019 HELLA, Inc. www.hella.com/americas 101 UN
ALIADO DE CONFIANZA Para el ... - Espectro amplio con funcin regulable Barra de
luz LED 350 - Espectro angosto con funcin regulable **958040071** 958040081
958040521 958040641 61 LUCES AUXILIARES FAROS AUXILIARES Imagen del
Producto...

lang:es **score:19** filesize: 25.42 M page_count: 216 document date: 2018-05-18




[\[pdf\]](#) User Manual

untitled Catálogo General 2021 2022 Hella 5 ago — 1 lámpara bombilla H7 12 V 55W manual
instrucciones de instalación y componentes Vídeo CoroSafe Thermo Pro Escanear ver e informarse CSA
Product Overview LRes hella csa assets media global |||

CATLOGO GENERAL 2021 2022 HELLA Automotive Sales, Inc.

www.hella.com/americas www.myhellalights.co ... - Espectro amplio con funcin
regulable Barra de luz LED 350 - Espectro angosto con funcin regulable **958040071**
958040081 958040521 958040641 25 ILUMINACIN AUXILIAR Imagen del Producto /
Dimensiones...

lang:es **score:18** filesize: 16.38 M page_count: 298 document date: 2021-08-04



[\[pdf\]](#) Specifications Catalog

Hella Off Road Lights Catalog off road lights led halogen xenon hid driving cornering fog pencil spot flood
beams light bars auxiliary mounts brackets wiring harnesses connectors switches grilles covers bulbs
CARiD HELLA PAGiD offers a fully comprehensive range of brake products and services with excellent
solutions the quality strong brand OE expertise combines experienced skilled catalog images carid hella
|||

Technology with Vision PRODUCT OVERVIEW 1st Edition 1 2 CONTENTS 1. HELLA
GROUP 2. LIGHTING 2. ... ht bar 350 - Wide Beam with dimming function LED light
bar 350 - Narrow Beam with dimming function **958040071** 958040081 958040521
958040641 15 2. Lighting 2.1 LED Auxiliary Lights RALLYE 4000 LED 5...

lang:en **score:15** filesize: 24.89 M page_count: 61 document date: 2017-08-22



[HELLA Product Overview 2020-2021: Automotive Lighting & Accessories Catalog](#)

Explore the comprehensive HELLA Product Overview 2020-2021 catalog, featuring a wide range of automotive lighting solutions including auxiliary lamps, LED light bars, work lights, conversion headlamps, and a vast selection of bulbs. Discover HELLA VALUEFIT, HELLA MINING, and HELLA MARINE product lines.

lang:en score:13 filesize: 15.6 M page_count: 193 document date: 2021-04-10



[HELLA Product Overview 2025: Automotive Lighting & Accessories Catalog](#)

Explore the comprehensive HELLA Product Overview 2025 catalog, featuring advanced automotive lighting solutions, auxiliary lights, work lights, and related accessories for aftermarket, professional, and specialized vehicle applications. Discover innovative LED technology and robust designs from HELLA.

lang:en score:13 filesize: 21.17 M page_count: 278 document date: 2024-12-16



[\[pdf\] Catalog](#)

untitled Learn More About the Amazing Tech Behind Our Lighting Automotive Shop LED Headlights for Cars Trucks HELLA Product Overview 2025 hella us assets media |||

PRODUCT OVERVIEW 2025 www.hellausa.com www.myhellalights.com 2 HELLA: AN EXPERT PARTNER TO THE AF ... ht bar 350 - Wide Beam with dimming function LED light bar 350 - Narrow Beam with dimming function **958040071** 958040081 958040521 958040641 38 AUXILIARY LIGHTS Product image / Dimensions LEDAY FLEX...

lang:en score:12 filesize: 20.79 M page_count: 276 document date: 2025-06-11



[\[pdf\]](#) Specifications

untitled SA Product Overview 1st Edition EN 2018 LRes hellas us assets media |||

PRODUCT OVERVIEW SPECIAL APPLICATIONS 1st Edition 101 2 CONTENTS

Page 1. HELLA PRODUCT RANGE ... Products subject to change without notice. For more information please visit www.myhellalights.com **958040071** 958040081

958040521 958040641 13 14 Products subject to change without notice. For more...

lang:en **score:12** filesize: 15.47 M page_count: 136 document date: 2019-01-22



[HELLA Product Overview 2024-2025: Automotive Lighting & Accessories](#)

Explore the comprehensive HELLA Product Overview for 2024-2025, featuring a wide range of automotive lighting solutions, including auxiliary lights, LED cubes, light bars, wiper blades, and electronic components for professional and aftermarket use.

lang:en **score:12** filesize: 21.14 M page_count: 278 document date: 2024-12-10



[\[pdf\]](#)

untitled CSA Product Overview 2023 2024 Esp LRes hellas csa assets media |||

CATLOGO GENERAL 2023 2024 HELLA Automotive Sales, Inc.

www.hella.com/americas www.myhellalights.co ... - Espectro amplio con funcin

regulable Barra de luz LED 350 - Espectro angosto con funcin regulable **958040071** 958040081 958040521 958040641 31 ILUMINACION AUXILIAR Imagen del Producto / Dimensiones...

lang:es **score:12** filesize: 20.46 M page_count: 330 document date: 2023-05-16