

## Manuals+

[Q & A](#) | [Deep Search](#) | [Upload](#)

[manuals.plus](#) /

› [Southwire](#) /

› [Southwire Surge Guard 35530 Hardwire RV Power Protection System - 30 Amp Instruction Manual](#)

## Southwire 35530

# Southwire Surge Guard 35530 Hardwire RV Power Protection System - 30 Amp

Instruction Manual

[Introduction](#)

[Safety Information](#)

[Product Features](#)

[Installation](#)

[Operation](#)

[Troubleshooting](#)

[Warranty &](#)

[Maintenance](#)

[Specifications](#)

[Support](#)

## 1. INTRODUCTION

The Southwire Surge Guard 35530 Hardwire RV Power Protection System is designed to provide comprehensive electrical protection for your recreational vehicle. This device continuously monitors incoming shore power for various electrical hazards, automatically disconnecting power to your RV when dangerous conditions are detected. Its hardwire installation ensures permanent protection and reduces the risk of theft or damage from external elements.

This manual provides essential information for the proper installation, operation, and maintenance of your Surge Guard 35530. Please read it thoroughly before installation and use to ensure safe and effective performance.





**Figure 1:** Southwire Surge Guard 35530 Hardwire RV Power Protection System. This image displays the front of the Surge Guard unit, showing the indicator lights for power, caution, line status, and surge protection, along with the model number and electrical ratings.

## 2. SAFETY INFORMATION

**WARNING:** Installation of this product involves high voltage electricity. Installation should only be performed by a qualified electrician or RV technician. Failure to follow these instructions may result in electric shock, fire, or serious injury.

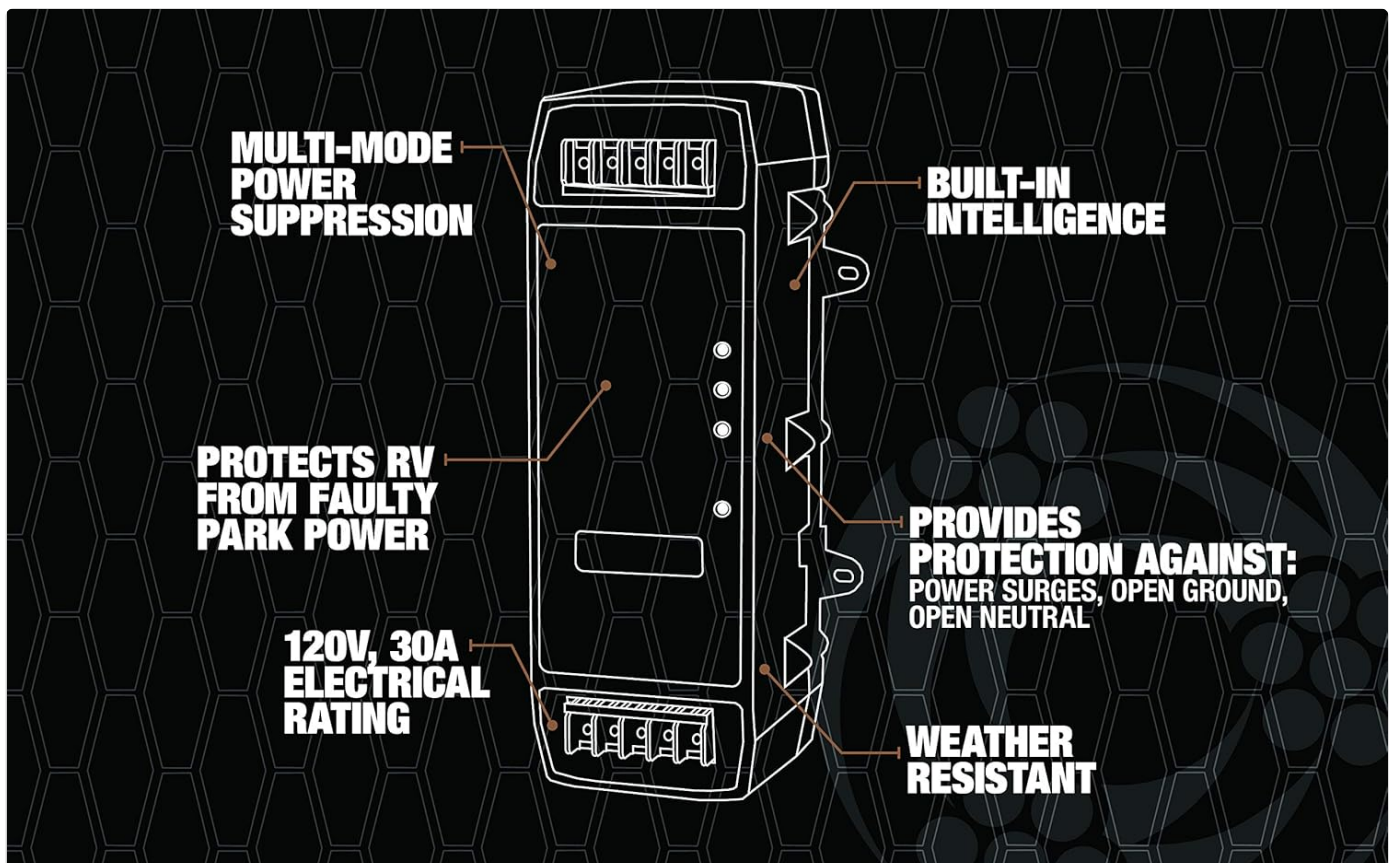
- Always disconnect shore power before attempting any installation, inspection, or maintenance.
- Ensure all wiring connections are secure and comply with local electrical codes and RV manufacturer specifications.

- Do not operate the unit if it appears damaged.
- This product is designed for indoor, hardwire installation within the RV's electrical bay. Do not expose to direct weather elements unless properly enclosed.
- **California Proposition 65 Warning:** This product may contain materials cautioned by California Proposition 65.

### 3. PRODUCT FEATURES

The Surge Guard 35530 offers advanced protection and convenience features:

- **Automatic Reset:** The unit automatically resets and restores power once safe electrical conditions are detected.
- **Multi-Mode Surge Suppression:** Provides comprehensive protection against various types of power surges.
- **A/C Compressor Protection:** Features a 128-second reset delay to protect your RV's air conditioning compressor from rapid cycling.
- **High Surge Protection:** Offers 2450 Joules of power surge protection.
- **Continuous Monitoring:** Detects and protects against:
  - Power Surges
  - Open Ground
  - Open Neutral
  - Low Voltage
  - Excessive Voltage
  - Miswired Pedestals
  - Reverse Polarity
- **Hardwire Installation:** Permanent installation within the RV bay for enhanced security and protection from elements.
- **Optional Remote LCD Display Port:** Allows for convenient remote monitoring of RV electrical power (remote display sold separately).



**Figure 2:** Feature Diagram of the Surge Guard 35530. This illustration highlights key components and protective functions, including multi-mode power suppression, built-in intelligence, protection against faulty park power, 120V 30A electrical rating, protection against power surges, open ground, open neutral, and weather resistance.

## 4. INSTALLATION (HARDWIRE)

---

The Surge Guard 35530 is designed for hardwire installation. This process requires electrical knowledge and should be performed by a qualified professional.

### 4.1. Pre-Installation Steps

1. **Disconnect Power:** Ensure the RV is completely disconnected from all external power sources (shore power, generator, inverter).
2. **Select Location:** Choose a dry, protected location within the RV's electrical bay or compartment, close to where the main shore power cable enters the RV and before the main breaker panel. Ensure adequate ventilation and space for wiring.
3. **Mounting:** Securely mount the Surge Guard unit using appropriate fasteners. Ensure the unit is oriented correctly with the "LINE" input and "LOAD" output terminals as indicated on the device.

### 4.2. Wiring Instructions

1. **Identify Wires:** Identify the incoming 30 Amp shore power cable (LINE) and the cable leading to the RV's main breaker panel (LOAD). These typically consist of a hot (black), neutral (white), and ground (green/bare copper) wire.
2. **Cut and Strip:** Carefully cut the incoming shore power cable at the chosen installation point. Strip approximately 1/2 inch of insulation from the ends of the hot, neutral, and ground wires for both the LINE and LOAD sides.
3. **Connect LINE Input:**
  - Connect the incoming **Hot (Black)** wire from the shore power cable to the terminal labeled "LINE HOT" on the Surge Guard.
  - Connect the incoming **Neutral (White)** wire from the shore power cable to the terminal labeled "LINE NEUTRAL" on the Surge Guard.
  - Connect the incoming **Ground (Green/Bare)** wire from the shore power cable to the terminal labeled "LINE GROUND" on the Surge Guard.
4. **Connect LOAD Output:**
  - Connect the **Hot (Black)** wire leading to the RV's main breaker panel to the terminal labeled "LOAD HOT" on the Surge Guard.
  - Connect the **Neutral (White)** wire leading to the RV's main breaker panel to the terminal labeled "LOAD NEUTRAL" on the Surge Guard.
  - Connect the **Ground (Green/Bare)** wire leading to the RV's main breaker panel to the terminal labeled "LOAD GROUND" on the Surge Guard.
5. **Secure Connections:** Ensure all terminal screws are tightened securely to prevent loose connections, which can cause overheating or intermittent operation.
6. **Verify Wiring:** Double-check all wiring connections against the diagram provided with the unit and ensure correct polarity.

### 4.3. Post-Installation

Once wiring is complete, carefully close any access panels. Reconnect shore power and observe the indicator lights on the Surge Guard unit.

## 5. OPERATION

The Surge Guard 35530 operates automatically once installed and connected to shore power. It continuously monitors the electrical supply and provides visual feedback through its indicator lights.

5.1. Indicator Lights

The unit features several LED indicator lights to communicate its status:

- **POWER ON (Green LED):** Illuminates when the unit is receiving power and is operational.
- **CAUTION WHEN FLASHING (Amber LED):** Flashes to indicate a detected fault condition that has caused the unit to disconnect power to the RV. Refer to the troubleshooting section for specific fault interpretations.
- **LINE 1 (Green = OK, Red = Fault) (Green/Red LED):**
  - **Green:** Indicates the incoming Line 1 (Hot) connection is good.
  - **Red:** Indicates a fault on Line 1, such as low/high voltage or reverse polarity.
- **SURGE (No Protection When Lit) (Red LED):** Illuminates when the internal surge protection components have been compromised or used up due to a significant surge event. The unit will continue to pass power but will no longer provide surge protection. Replacement of the unit is recommended.

5.2. Power Restoration Delay

Upon initial connection to shore power or after a power interruption, the Surge Guard 35530 will perform a diagnostic check. There will be a 128-second delay before power is supplied to the RV. This delay is crucial for protecting sensitive appliances, especially the air conditioning compressor, from damage caused by rapid power cycling.

6. TROUBLESHOOTING

This section addresses common issues you might encounter with your Surge Guard 35530.

Symptom	Possible Cause	Solution
No power to RV, CAUTION light flashing.	Detected fault: Open ground, open neutral, low/excessive voltage, miswired pedestal, or reverse polarity.	<ul style="list-style-type: none"><li>• Check the shore power pedestal for proper wiring and voltage.</li><li>• Try a different power pedestal if available.</li><li>• Consult with campground management or a qualified electrician to inspect the power source.</li><li>• The unit will automatically restore power once the fault is cleared and the 128-second delay has passed.</li></ul>
LINE 1 LED is Red.	Fault detected on Line 1 (Hot wire).	<ul style="list-style-type: none"><li>• Indicates issues like low/high voltage or reverse polarity on the hot line.</li><li>• Follow solutions for "No power to RV, CAUTION light flashing."</li></ul>
SURGE LED is lit (Red).	Surge protection components have been consumed.	<ul style="list-style-type: none"><li>• The unit will continue to pass power, but surge protection is no longer active.</li><li>• It is highly recommended to replace the Surge Guard unit to maintain full protection.</li></ul>

Symptom	Possible Cause	Solution
Unit does not pass power when connected to a portable generator.	Portable generators often have a floating neutral/ground, which the Surge Guard interprets as an open ground fault.	<ul style="list-style-type: none"><li>• A <b>Neutral-Ground Bonding Plug</b> is required for most portable generators to provide a bonded neutral and ground.</li><li>• This plug connects the neutral and ground terminals in one of the generator's 120V outlets, satisfying the Surge Guard's safety requirements.</li><li>• Consult your generator's manual or a qualified electrician for proper implementation of a bonding plug.</li></ul>
Faint humming sound from the unit.	Normal operation of internal electrical components.	<ul style="list-style-type: none"><li>• A faint hum is generally normal and indicates the unit is functioning.</li><li>• If the hum becomes excessively loud or is accompanied by other unusual noises, disconnect power and consult a qualified technician.</li></ul>

## 7. MAINTENANCE

The Southwire Surge Guard 35530 is designed for minimal maintenance.

- **Periodic Inspection:** Annually, or after any significant electrical event, inspect the unit and its wiring connections for signs of damage, corrosion, or loose terminals. Ensure all connections remain tight.
- **Cleaning:** Keep the unit clean and free of dust and debris. Use a dry cloth for cleaning. Do not use liquid cleaners or solvents.
- **Surge Protection Status:** Regularly check the "SURGE" indicator light. If it is lit red, the surge protection has been compromised, and the unit should be replaced to ensure continued protection against surges.

## 8. SPECIFICATIONS

Feature	Detail
Model Number	35530
Brand	Southwire
Amperage Rating	30 Amps
Voltage Rating	120 Volts
Surge Protection	2450 Joules
Dimensions (L x W x D)	12 x 8 x 10 inches (Approximate)
Item Weight	3.72 pounds
Special Features	Multi-mode surge suppression, 128-second A/C compressor delay, automatic reset.

# MEASUREMENT SPECIFICATIONS

**11.12"**  
LENGTH

**5.30"**  
WIDTH

**4.39"**  
DEPTH



**Figure 3:** Measurement Specifications for Surge Guard 35530. This image provides the length (11.12"), width (5.30"), and depth (4.39") of the unit, aiding in installation planning.

## 9. WARRANTY AND SUPPORT


Southwire stands behind the quality of its products. For specific warranty details, including coverage period and terms, please refer to the warranty card included with your product or visit the official Southwire website.

For technical support, troubleshooting assistance beyond this manual, or to inquire about replacement parts, please contact Southwire Customer Service.

- **Manufacturer:** Southwire
- **Website:** [www.southwire.com](http://www.southwire.com) (Please check the product packaging or official website for the most current contact information and support resources.)

© 2023 Southwire. All rights reserved. Information in this manual is subject to change without notice.






## Related Documents - 35530




### [Southwire Surge Guard 50A Model 34950 Troubleshooting Guide](#)

A comprehensive troubleshooting guide for the Southwire Surge Guard 50A Portable Device with LCD Display (Model 34950), covering common issues, error codes, and solutions for RV power protection.



	<p><a href="#">Southwire 40032S GFCI Receptacle Tester with LCD - User Manual &amp; Specifications</a></p> <p>Comprehensive guide for the Southwire 40032S GFCI Receptacle Tester with LCD, covering operating instructions, wiring tests, GFCI tests, specifications, maintenance, and warranty information.</p>
	<p><a href="#">Southwire MEIBB Bonding Bridge Installation and Use Instructions</a></p> <p>Comprehensive guide for the Southwire MEIBB Bonding Bridge, detailing installation steps, mounting options, safety precautions, and compliance with electrical codes. Includes technical specifications and contact information.</p>
	<p><a href="#">Southwire 40022S GFCI Receptacle Tester: Operating Instructions and Safety Guide</a></p> <p>Comprehensive operating instructions, wiring diagnostic guide, GFCI testing procedures, maintenance, specifications, safety warnings, and warranty information for the Southwire 40022S GFCI Receptacle Tester.</p>
	<p><a href="#">Southwire Elite 500 Series Portable Power Station: Operating and Maintenance Manual</a></p> <p>This manual provides operating and maintenance instructions for the Southwire Elite 500 Series Portable Power Station (Model 53252), detailing its features, specifications, charging methods, device powering capabilities, troubleshooting, safety guidelines, and warranty information.</p>
	<p><a href="#">Southwire LED Overhead Lights Operating Instructions T90060, T90100, T90150, T90200</a></p> <p>Operating instructions, installation guide, and warranty information for Southwire T90060, T90100, T90150, and T90200 LED Overhead Lights. Includes product specifications, wiring instructions, safety warnings, and claims procedure.</p>

Documents - Southwire – 35530



[\[pdf\]](#) User Manual Instructions

Provided by ManualsAndMore Download User Manual TRC Surge Guard 35530 Installation Operating Instructions manualsandmore |||

MODEL **35530** HARDWARE [www.SurgeGuard.com](http://www.SurgeGuard.com) INSTALLATION OPERATING INSTRUCTIONS MODEL 35550 HARDWARE OVER/UNDER VOLTAGE PROTECTION Should voltage drop below 102V or rise above 132V for more than 8-14 seconds, power to RV is turned off. SEE TIME DELAY INDICATOR with cover INPUT TERMINALS cover no...

lang:en score:46 filesize: 1.3 M page\_count: 14 document date: 2019-07-24




lang:en score:34 filesize: 758.18 K page count: 6 document date: 2017-08-10

Southwire®  
SURGE GUARD®  
RV Power Protection

TRUBLESHOOTING GUIDE

Model 35530  
30A Surge Guard® Hardwire Device



Surge Guard® RV Power Protection is designed to protect your RV from low quality or incorrect shore power. Normally, shore power should be around 115-120 Volts AC. When power falls below the voltage range it represents a poor quality or incorrect shore power. Surge Guard® RV Power Protection is designed to protect your RV by turning off power when the voltage is too low or too high. It also protects your RV from power surges.

The device also protects your RV from power surges. It will automatically shut off power to your RV if a surge in power occurs. This is done by monitoring the voltage and current. If a surge is detected, the device will shut off power to your RV. This is done to protect your RV from damage.

In the event your Surge Guard® device is not functioning as expected, please refer to the following troubleshooting steps. If the problem persists, please contact your local Southwire distributor for assistance. The device will not be covered by the warranty if it is not used as intended.

Current flow (shore power) is 120V, 150 amp max. The indicator LEDs (green) will display "VOLTAGE" for 120 seconds. With the device in "ON" mode, the indicator LEDs (green) will display "VOLTAGE" for 120 seconds.

MODEL 35530 INDICATOR LIGHT GUIDE			
CONDITION (SHORE POWER)	LINE 1 (VOLTAGE)	LINE 2 (VOLTAGE)	RV POWER
Normal Condition	green	off	on
Low Voltage	on	flashing	off
High Voltage	on	flashing	off
Open Ground	on	flashing	off
Surge	on	flashing	off
Over or Under Voltage	on	flashing	off
No Power	off	off	off

PROBLEM

TRUBLESHOOTING STEPS

Catch power up after 120 seconds but turn off after another 120 seconds.

Check the shore power voltage. If the voltage is too low or too high, the device will shut off power. Check the shore power voltage again after 120 seconds. If the voltage is still too low or too high, the device will shut off power again.

Catch power up after 120 seconds but turn off after another 120 seconds.

Check the shore power voltage. If the voltage is too low or too high, the device will shut off power. Check the shore power voltage again after 120 seconds. If the voltage is still too low or too high, the device will shut off power again.

Line 1 light is not on.

Check the shore power voltage. If the voltage is too low or too high, the device will shut off power. Check the shore power voltage again after 120 seconds. If the voltage is still too low or too high, the device will shut off power again.

For technical assistance, please call 1-800-780-4324 x 20311

Manufactured by Southwire Systems, LLC, 5200 14th Avenue NE, Decatur, GA 30030

© 2017 Southwire Systems, LLC. All rights reserved. Printed in the USA.

[\[pdf\]](#) Troubleshooting Guide Guide

Model 35530 Inverter SupplySurge Guard® RV power products protects your from low quality or incorrect shore Normally should be around 115 120 Volts AC505 00116C Troubleshooting Guide


DSGinvertersupply media data 505 DSG srsltid AfmBOorqnZWfTailPpw 8RtkIsRoMad1TcLBfN87bt5xG zZafQ6Uy3k |||

TRUBLESHOOTING GUIDE Model **35530** 30A Surge Guard® Hardwire Device LINE Surge Guard® RV power products protects your RV from low quality or incorrect shore power. Normally, shore power should be around 115 120 Volts AC. When power falls too far outside this range it represents a poor or hazardous...

lang:en score:31 filesize: 495.43 K page\_count: 4 document date: 2017-08-10

Southwire®  
SURGE GUARD®  
RV POWER PROTECTION

Protect What You Value Most



Limited Liability Warranty  
with Connected Equipment Coverage


[\[pdf\]](#) Warranty

SURGE GUARD® 44390 blueoxtowbars media installation instruction |||

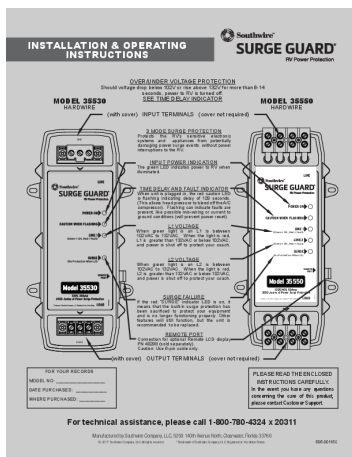
SURGE GUARD® RV POWER PROTECTION Protect What You Value Most Limited Liability Warranty with Connect ... 6 D n 34950: 4.68 W x 22.00 L x 3.86 D 8 Surge Guard® 30A 50A Full Protection Hardwires Model **35530** 120V, 30A 2450 Joules Model 35550 120/240V, 50A 3850 Joules Optional Optional Total electr...

lang:en score:31 filesize: 10.97 M page\_count: 24 document date: 2019-01-18

lang:en score:29 filesize: 792.01 K page\_count: 6 document date: 2015-11-12



lang:en score:27 filesize: 529.19 K page\_count: 4 document date: 2015-11-13




lang:en score:24 filesize: 758.18 K page count: 6 document date: 2017-08-10



[\[pdf\]](#) User Manual Borchure

SURGE GUARD Southwire RV n Requires manual reset after a ground fault Weather resistant Most economically priced protection 510 Joules of power surge 8mA trip level Easy T Pull™ handles Compatible with Surge Guard Lock Hasp model 34590 2 10 W x 20 15 L D Perfect for Pop ups and Travel Trailers SW SurgeGuard brochure v8 rvpower southwire 2018 03 Download Brochure Voltage Regulators |||

SURGE GUARD\* RV POWER PROTECTION Protect What You Value Most Complete Power Protection Your RV is ... 6 D n 34950: 4.68 W x 22.00 L x 3.86 D 7 Surge Guard\* 30A 50A Full Protection Hardwires Model **35530** 120V, 30A Model 35550 120/240V, 50A Limited Lifetime Warranty Optional Optional Total ele... lang:en score:23 filesize: 2.01 M page\_count: 24 document date: 2018-03-02



[\[pdf\]](#) Troubleshooting Guide Guide

Model 35530 RVupgradesSurge Guard provides protection to your RV by turning off power when the line voltage L1 falls below 102 Volts AC or goes above 132 Surge Guard 35530 troubleervupgradestore v vspfiles assets trouble srsltid AfmBOoq9L YyhG9uSY1zy5faK FpgxSKWK8mZ6rkFq6HVbeUWMhn wEJ |||

TROUBLESHOOTING GUIDE 561-01043A Model **35530** 30A Hardwire Surge Guard with Optional Remote LCD Display LINE Surge Guard protects your RV from low quality or incorrect shore power. Normally, shore power should be around 115 120 Volts AC. When power falls too far outside this range it represents... lang:en score:22 filesize: 529.19 K page\_count: 4 document date: 2015-11-13





[\[pdf\]](#) User Manual Borchure

Surgeguard Brochure RV Power Protection Surge Guard 4 5 @ Basic Portable Model 44750 With Ground Fault 120V 30A 10 3 AWG Cord n Automatically shuts off the power when ground faults are present Requires manual reset after a fault Weather resistant Most economically priced protection 510 Joules of surge 8mA trip level Easy T Pull™ handles 2 W x 20 15 L D SW SurgeGuard brochure v18 rvpower southwire 2017 05 Download 50A Hardwire 40240 Southwire |||

SURGE GUARD RV POWER PROTECTION Protect What You Value Most Complete Power Protection Surge Guard ... 86 D n 34850: 4.68 W x 22.00 L x 3.86 D 7 Surge Guard 30A 50A Full Protection Hardwires Model **35530** 120V, 30A Model 35550 120/240V, 50A Surge Guard 50A Hardwire Model 40240 RV Power Protection... lang:en score:21 filesize: 1.82 M page\_count: 13 document date: 2017-05-17

[\[pdf\]](#) User Manual Instructions


35550 Manual RVupgradesTIME DELAY AND FAULT INDICATOR When unit is plugged in the red caution LED flashing indicating delay of 128 secondsrvupgradestore v vspfiles assets srsltid AfmBOoo1EvPVeGG65XJaVhH9npioq73cHQ41rvjsyQTD75rIHWeiHtDH RVupgrades35550 secondsTIME AfmBOooOfp C8uib5IR2lzQIM8PpbwaAvKggI26sawVCfkqfsoanuZrvupgradestore AfmBOoq0fIP 8NRMH2jezzWpXCQtQ5Zh6NkY6YJIUkIehVloRuJ6s 4rvupgradestore secondsLocate Surge Guard® next to transfer switch Unit should be located where lights are clearly visible user MOUNTING IN RV COMPARTMENT 1 rvupgradestore

AfmBOoo1EvPVeGG65XJaVhH9npioq73cHQ41rvjsyQTD75rIHWeiHtDHrvupgradestore AfmBOoozJC3wwi3kblUraQ7Zg49Gu33wELA3OXKmc3a gkWhjs9owheY 1 Locate gkWhjs9owheYrvupgradestore

AfmBOops2B6G2Q3b7OA1Sfit4ULx8vguPCsW6oUYM012T9svdPA38CaD |||

MODEL **35530** HARDWIRE www.SurgeGuard.com INSTALLATION OPERATING INSTRUCTIONS MODEL 35550 HARDWIRE OVER/VOLTA GE PROTECTION Should voltage drop below 102V or rise above 132V for more than 8-14 seconds, power to RV is turned off. SEE TIME DELAY INDICATOR with cover INPUT TERMINALS cover no...

lang:en score:20 filesize: 792.01 K page\_count: 6 document date: 2015-11-12



## [\[pdf\]](#) Warranty Borchure

SURGE GUARD\*SW SurgeGuard Brochure Updateinvertersupply media data SW Update srsItid  
AfmBOooJhAedskB2roUVOnpdyJg2YGkAH6MaCR7IVgVuAB9MEM6eKTGU GUARD\*SURGE  
UpdateSW AfmBOooJhAedskB2roUVOnpdyJg2YGkAH6MaCR7IVgVuAB9MEM6eKTGUinvertersupply  
AfmBOoo6JCvx3TmNKiZhFz66BnRsamxCZun3V0WgIDJmzHmHOblOSUgb GUARD\* Inverter  
Supply35550 5 30 W x 11 39 L 4 93 D Model 35530 120V 30A 2450 Joules and Southwire Company LLC  
Any misuse abuse tampering or modifications SW AfmBOopjuTYkbPzYPIH3 eusrXzJ2c  
D3aLv8yyM837F9VBRDGMRW47Hinvertersupply SupplySURGE Supply35530 12 - 35550  
modifications 35550 AfmBOopyQ3eQaXKt 3VqPri46pruOWW IT6wSIRY8Ase  
YnX1DywxDEZinvertersupply



AfmBOoo6JCvx3TmNKiZhFz66BnRsamxCZun3V0WgIDJmzHmHOblOSUgbinvertersupply  
AfmBOop3OteDE 1unijHASaXimZZah VWFoKMikUo92Ihmbmb0veVTLRw AfmBOoqGk  
ESXwSxuvTqJtL2o2192i1tTmM5pHpnhsqYkyT9kVR5atcinvertersupply AfmBOord0rY1  
1nL4axqY23YmVdAeNCH4Q RUWlqYLpe Y2IenMQnAl2invertersupply  
AfmBOoqy3AeQzyD7qJs4zgfmL5H9KsLf3rirPZPwEIS9c8DdeD90zYTWinvertersupply  
AfmBOopoWxThirj8n H8KernYMLFoVejJeMRIRHdO30n7TXGIAtwCGQinvertersupply AfmBOoolkun  
dSLLo 6xc39DD dsA9D SFEeqnu4vpPU6AnbORPwFJrinvertersupply modifications 35530 Fits all  
portable Surge Guard models Voltage RegulatorsSW AfmBOooxQ57w  
7VN409HgVOifV9JxWMAR58PPZNLcLlyDLK01YCWid6Vinvertersupply AfmBOorS02ylKI0  
g7m41oD4coymy304D6uu8pc7YOVXWYeOxBVRYSFInvertersupply AfmBOopOSBC  
y3WzC7TY4OH5Pgb 1nBCR3GbtVpwqadFMte6y SM5M2qinvertersupply AfmBOopjQV3Un kva  
8FFgPHF4sD6gPLuhLs i1yeJFIYvaPWT0O 1Tinvertersupply AfmBOooZtah  
1mDxcOpk75WMBc7pWVC55DcxXkKsn6lYz dUv49IMnrginvertersupply  
VWFoKMikUo92Ihmbmb0veVTLRwinvertersupply  
AfmBOoqwY96eEyZUJfCo6B7ENRQ4H30yaWJGxCpd8jUhz6NgreOhMpV4  
AfmBOorqEbeMFJ5eu6drjWjmlidaJIGZFdMgBkYofnmTWGfZZXkmnVUPinvertersupply  
AfmBOoo6cBCnBj503 yLr68cid2eP9QLwBZ 7YKWYSSa DbGxeTWzhl2invertersupply Regulators35550  
AfmBOoqPwgLah6OJQ529prJmpqiytTHRZLNbVJbsY3zsFBBzuTEkZpNxinvertersupply  
AfmBOorbquyxIVrTwbyEgkvSRG3tVm06mn74REVHRfcYUhjPothzrKORinvertersupply  
AfmBOorBtR1oeVfWtzNgmnzcEvvhBdix gZBKrij0Rn91XCMLGVKBroYinvertersupply  
AfmBOoo0agnXiiqw5W2uGpljduKAmK1JJPeBm bwiv5WrI5E7LH el5invertersupply AfmBOop48 vpz  
XAnIU1YFaENSv9STFhEmu x46IKOtTv8zVLiaft0qinvertersupply  
AfmBOoqwY96eEyZUJfCo6B7ENRQ4H30yaWJGxCpd8jUhz6NgreOhMpV4invertersupply  
AfmBOoousyXE67CCdg wUm8ZDHPqQixQ49rD g3pHKFPAFWzeOYoMQo RegulatorsSurge protects  
RVs from faulty power including high low voltage miswired pedestals open neutral ground reverse polarity  
surges It also SW  
AfmBOorcMPeMViOvladH4c6A8NDQVRVOxRIIGgSG6l9wMBVSHna8pBi0invertersupply  
g3pHKFPAFWzeOYoMQoinvertersupply AfmBOopl yym1IXgGTRiCy4S12SaURHN u4GizcGFyLVrPA  
zVbuGjzC zVbuGjzCinvertersupply  
AfmBOopVMT7BspfDV7uOO43VJ0h65x5GMIRixqd5oBjOM9jXEyQQbsIB  
AfmBOooORBiYX3ERnxg1b1uPHUft ykp4pBpU9ikc4nszcP hhx38shVinvertersupply |||  
SURGE GUARD\* RV POWER PROTECTION Protect What You Value Most Limited  
Liability Warranty with Connect ... 6 D n 34950: 4.68 W x 22.00 L x 3.86 D 8 Surge  
Guard\* 30A 50A Full Protection Hardwires Model **35530** 120V, 30A 2450 Joules  
Model 35550 120/240V, 50A 3850 Joules Optional Optional Total electr...  
lang:en score:19 filesize: 10.73 M page\_count: 24 document date: 2019-01-18




[\[pdf\]](#) Warranty Borchure

Surge Guard\* Power Protection Brochure Information Center Southwire RV SW SurgeGuard Update  
rvpower southwire 2019 02 Download Automatic Transfer Switch Model 41300 40299 Inverter Supply  
invertersupply media data |||

**SURGE GUARD\* RV POWER PROTECTION Protect What You Value Most Limited Liability Warranty with Connect ...** 6 D n 34950: 4.68 W x 22.00 L x 3.86 D 8 Surge Guard\* 30A 50A Full Protection Hardwires Model **35530** 120V, 30A 2450 Joules Model 35550 120/240V, 50A 3850 Joules Optional Optional Total electr...  
lang:en **score:19** filesize: 10.73 M page\_count: 24 document date: 2019-01-18



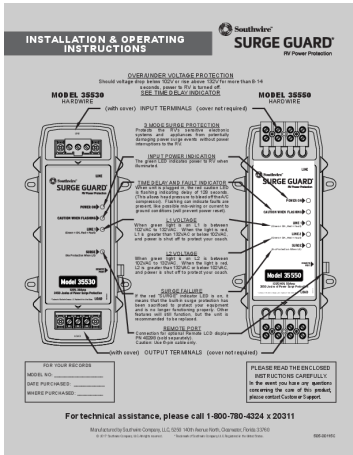


[\[pdf\]](#) User Manual Owner's Manual Catalog

ASSEMBLED SOLUTIONS 27 juil 2023 — Check owner s manual of the generator to ensure was designed with JC 100 JHK 32MAG 64 BRM200 HD MODEL DESCRIPTION FUNCTION SC cd1096b9 e25f 4eeb 86a7 dee208e85c27 images thdstatic catalog Images cd |||

ASSEMBLED SOLUTIONS CATALOG SOUTHWIRE.COM THE COMPLETE SOUTHWIRE SOLUTION WIRE AND CABLE TOOLS ... RV NEEDS 50A Portable 34950 FULL PROTECTION 30A Portable 34931 50A Portable 34951 30A Portable **35530** 50A Portable 35550 Over Under Voltage Input Open Neutral Protection Input Open Ground ...

lang:en **score:17** filesize: 15.71 M page\_count: 188 document date: 2023-06-22



[\[pdf\]](#) Instructions

Installation InstructionsSouthwire RV Surge Protector Guard 50A Hardware Packaged 35550 MMRV OnlineSOUWIRINST00011cdn shopify s files 1 0461 7758 3255 SOUWIRINST00011 v 1620140929 ||| INSTALLATION OPERATING INSTRUCTIONS OVER/UNDER VOLTAGE PROTECTION Should voltage drop below 102V or rise above 132V for more than 8-14 seconds, power to RV is turned off. MODEL **35530** SEE TIME DELAY INDICATOR MODEL 35550 HARDWARE HARDWARE with cover INPUT TERMINALS cover not required ...

lang:en **score:16** filesize: 906.66 K page\_count: 6 document date: 2018-03-07



## [\[pdf\]](#) Instructions Borchure

Installation InstructionsSouthwire RV Electrical Surge Protector 30A Portable Frequency Protect MMRV  
OnlineSouthwire TechnologyResearchCorp 00001 1 24 BROC ba8ebeca e58c 416a 8dd0  
3817cce3ad2fcdn shopify s files 0461 7758 3255 Southwire 3817cce3ad2f v 1620134365  
InstructionsBrochureSouthwire 3817cce3ad2fSouthwire BROCCdn 1620134365cdn 1620134310  
InstructionsBrochureBrochureSouthwire Guard 50AMP LED BROCSouthwire 1cdn 1620134310cdn  
1620136606 InstructionsInstallation fd21a7f0 a039 4fd6 8a9f 2b4da1cc68fbSouthwire 2b4da1cc68fb  
1620136625cdn InstructionsSURGE GUARD\*BrochureBrochureSouthwire 2b4da1cc68fbSW SurgeGuard  
brochure v8Southwire 1620136625invertersupply media data SW v8 srsItd AfmBOoo7z  
87ZHcpZoIlLHmDDPiW1H2z99ZtIBKzWrLXTuOrrmPP EG7cdn GUARD\*SURGE v8SW  
EG7invertersupply AfmBOoqJTU15tv13AdUOUEofRG08 bN9sFz Ijdss448Z9yRRLH1RXpAcnd  
AfmBOoqysQNMg FuAGJuOunkXxlPohKgSRXZBsSZLGi1VB35I EgLhJGinvertersupply  
AfmBOoqHdBqI1I1S14mkwVYisj6JjzHgQjErinWQAdLiHG OxyHq88Fdinvertersupply AfmBOooowsjEt  
Gs8OwzOzBFkTF33e0GPK1G7sxuHHxHBDUR3PWEzvvinvertersupply  
AfmBOoo0YC4iSGrFierSov1IkCcCisu13k2 1PXILtfEm4XIZyGGBwUxinvertersupply  
AfmBOorddAbTGqKoN85rroj3NftwQ8E0FJWpeU9I6krvkQz9uj7xnqHinvertersupply  
AfmBOop3Bie6ztqVtyil DSAOowanmY34G0ArYGGqXNkF2bw3h0 2awMinvertersupply  
AfmBOopLyuxEZ8w Pb ETF Gg5Cp6kQNL89KJfKkmL08AIAiA p3XzSuinvertersupply  
AfmBOor9h4iN5SMCt5E26zs2yNxGtpB1dBFUGUqbxUpF4BuUKVQwLuKinvertersupply  
Ijdss448Z9yRRLH1RXpAinvertersupply AfmBOopi3u8yBbmdBIA1pF3hqirVLv XNBy0ZWswf  
16UnWMM088 alvcdn AfmBOorgCfXpMELH8Nx 4kM3OvAkmhWkegqMcR2YGewTPgiRcRHFw  
cOinvertersupply AfmBOopXemnLGi3SHuCAHEZTND  
SDOYKCYaKEmbKTJuuBFwU9ITqwEn0invertersupply AfmBOooPJ  
0JKhn9s3oz6GTLh9CUb5nF7ASDa5CoFKf6NdXUxzXZm4nUinvertersupply alvinvertersupply  
AfmBOorZOlvBpKPRIFO3LJ1YanaL8nVlx9cNtwqnvd9K1JYbttMDv3G6cdn  
AfmBOoqqoegkLcJnicOd5TqacqZcgRTzP4p84WBdAPiePlx7mfdkggvjijinvertersupply  
AfmBOopPzCTLNH5uQSfQo5MGCend1nTT1wpVwc i1RpUN9jn3Bdt fBWinvertersupply  
AfmBOorZOlvBpKPRIFO3LJ1YanaL8nVlx9cNtwqnvd9K1JYbttMDv3G6invertersupply  
AfmBOoo5rEtMWm8D 9 2vAPYnPW2qYFW6Q tp5taffHyOFPha oZM5mBcdn  
AfmBOopjguEran8qfWsFCe2NuI92H0UG1359GO5E6J3IU9YBW bUytMinvertersupply |||  
SURGE GUARD\* RV POWER PROTECTION Protect What You Value Most  
Complete Power Protection Your RV is ... 6 D n 34950: 4.68 W x 22.00 L x 3.86 D 7  
Surge Guard\* 30A 50A Full Protection Hardwires Model **35530** 120V, 30A Model  
35550 120/240V, 50A Limited Lifetime Warranty Optional Optional Total ele...  
lang:en score:16 filesize: 2.01 M page\_count: 24 document date: 2018-03-02

**Surge Guard® 30A & 50A  
Full Protection Hardwires**

**Model 35530**  
120V, 30A

**Model 35550**  
120/240V, 50A



**Limited  
Lifetime  
Warranty**

**Total electrical protection from faulty park power.  
Provides protection against:**

- Power surges
- Open ground
- Open neutral
- Low (<102V) and High (>132V) voltage
- Reverse polarity
- Miswired pedestal
- High neutral current (50A model)

**Continuously monitors for and indicates:**

- Voltage and Amp Draw (RMS)
- Surge failure

**Multi-mode surge suppression**

- Automatic reset on power restoration
- 128 second reset delay protects A/C compressor
- LCD display (English)
- Optional remote power monitor LCD display (p/n 40300 sold separately)
  - Joystick for easy screen navigation
  - Plug and Play for telecom jack equipped models

**2450 Joules of power surge protection (Model 35530)**  
**3850 Joules of power surge protection (Model 35550)**

■ 34520: 5.30"W x 11.12"L x 4.38"D  
■ 34560: 5.30"W x 11.39"L x 4.93"D

8 | 

[\[pdf\]](#) Warranty Borchure

BrochureSouthwire RV Surge Protector Guard 50A Hardware Packaged 35550 MMRV

OnlineSOUWIRE00694 8 19 22cdn shopify s files 1 0461 7758 3255 SOUWIRE00694 22 v 1620140917

|||

Surge Guard\* 30A 50A Full Protection Hardwires Model **35530** 120V, 30A Model 35550 120/240V, 50A Limited Lifetime Warranty Optional Optional Total electrical protection from faulty park power. Provides protection against: n Power surges n Reverse polarity n Open ground n Miswired pedestal ...

lang:en score:16 filesize: 417 K page\_count: 3 document date: 2018-03-23



#### [Southwire Surge Guard RV Power Protection: Comprehensive Guide](#)

Explore the full range of Southwire Surge Guard RV power protection solutions, including portable surge protectors, hardwires, and automatic transfer switches. Protect your RV from electrical hazards like surges, voltage fluctuations, and wiring faults with advanced features and reliable performance.

lang:en score:15 filesize: 2 M page\_count: 24 document date: 2020-07-01



#### [\[pdf\] Catalog](#)

ASSEMBLED SOLUTIONSN POWER ECO FRIEN D LY C L E A N Page 98 SOUTHWIRE 120Vac 60Hz 40A General Resistive Tungsten 20A Ballast 62d9d45d 0db8 4eae bce9 335012de8883images thdstatic catalog Images 62 62d9d45d 335012de8883 SOLUTIONSASSEMBLED 335012de8883b14371f1 d520 4a97 bf9e 9b45297d265aimages b1 b14371f1 9b45297d265a 335012de88835eb54ea7 060e 40f0 a7c8 2f0253819eb8b14371f1 5e 5eb54ea7 2f0253819eb8images ||| ||| ASSEMBLED SOLUTIONS CATALOG SOUTHWIRE.COM THE COMPLETE SOUTHWIRE SOLUTION WIRE AND CABLE TOOLS AND EQUIPMENT POWER MANAGEMENT ELECTRICAL COMPONENTS LIGHTING SOLUTIONS OUR STORY As a family business, Southwire proudly continues building on o ||| ASSEMBLED SOLUTIONS CATALOG SOUTHWIRE.COM THE COMPLETE SOUTHWIRE SOLUTION WIRE AND CABLE TOOLS AND EQUIPMENT POWER MANAGEMENT ELECTRICAL COMPONENTS LIGHTING SOLUTIONS OUR STORY As a family business, Southwire proudly continues building on o ASSEMBLED SOLUTIONS CATALOG SOUTHWIRE.COM THE COMPLETE SOUTHWIRE SOLUTION WIRE AND CABLE TOOLS ... RV NEEDS 50A Portable 34950 FULL PROTECTION 30A Portable 34931 50A Portable 34951 30A Portable 35530 50A Portable 35550 Over Under Voltage Input Open Neutral Protection Input Open Ground ...

lang:en score:14 filesize: 15.71 M page\_count: 188 document date: 2023-06-22



[\[pdf\]](#) Warranty Borchure

BrochureSouthwire RV Surge Protector Guard 30A Portable 44280 MMRV OnlineSOUWIRE00694 5 18  
 22cdn shopify s files 1 0461 7758 3255 SOUWIRE00694 22 v 1620134923 |||  
 Surge Guard\* 30A 50A Surge Protectors with Enhanced Diagnostics Model 44280  
 120V, 30A 2100 Joules ... 44280/44290 - Surge Protectors with Enhanced  
 Diagnostics n 34930/34950 - Full Protection Portable n **35530**/35550 - Full Protection  
 Hardwire n 44300 - Over-voltage Adapter What Is Connected Equipment Co...  
 lang:en **score:14** filesize: 282.6 K page\_count: 3 document date: 2018-03-23



[\[pdf\]](#) Catalog

ASSEMBLED SOLUTIONS WIRE AND CABLE TOOLS EQUIPMENT POWER MANAGEMENT  
 ELECTRICAL COMPONENTS LIGHTING Page 3 4 As a family business Southwire® proudly 224f2603  
 b84e 4256 876f 8fc478cca59f images thdstatic catalog Images 22 |||  
 ASSEMBLED SOLUTIONS CATALOG SOUTHWIRE.COM THE COMPLETE  
 SOUTHWIRE SOLUTION WIRE AND CABLE TOOLS ... RV NEEDS 50A Portable  
 34950 FULL PROTECTION 30A Portable 34931 50A Portable 34951 30A Portable  
**35530** 50A Portable 35550 Over Under Voltage Input Open Neutral Protection Input  
 Open Ground ...  
 lang:en **score:13** filesize: 15.48 M page\_count: 184 document date: 2024-01-05





### [Trailer Life Magazine - July 2018 Issue: Affordable Travel Trailers & RV Adventures](#)

Discover the July 2018 issue of Trailer Life magazine, featuring '12 Under \$21,000' dollar-stretching trailers and toy haulers. Explore articles on road-taming suspension, single-key security, instant hot water, and thrilling RV adventures with brands like Lance, Outdoors RV, and Bigfoot. This issue provides essential insights for RV enthusiasts, covering new products, maintenance tips, and travel destinations.

lang:en score:13 filesize: 47.43 M page\_count: 116 document date: 2018-05-18



### [\[pdf\] User Manual Installation Guide](#)

Motorhome Good Sam manual and automatic roller shades for replacement Whether you decide to do the swap yourself or let pros handle task MotorhomeMagazineMay2018 webcontent goodsam

motorhomemagazine digital editions

10 MOTORHOMES THAT OFFER MORE BANG FOR YOUR BUCK ENJOY THE VIEW Winnebago s Fuel-efficient, Euro-ins ... efits as the portable Surge Guard models 34930 30-amp/34950 50-amp, the hardwire Surge Guard models **35530** 30-amp and 35550 50-amp provide full electrical protection with the convenience of being wired...

lang:en score:11 filesize: 52.28 M page\_count: 116 document date: 2018-03-12



### [Trailer Life Magazine: May 2018 - RV Reviews, Travel Tips & Technology](#)

Discover the May 2018 issue of Trailer Life magazine, your essential resource for RV enthusiasts. This issue features comprehensive reviews of new travel trailers and fifth wheels, including budget-friendly options. Get expert advice on RV technology, maintenance, and performance upgrades, explore travel destinations like Disney World, and find the latest RV accessories to enhance your adventures.

lang:en score:11 filesize: 48.45 M page\_count: 116 document date: 2018-03-14



### [2021 RV & MH Parts & Accessories Catalog - Northern Wholesale Supply](#)

Explore the 2021 Northern Wholesale Supply catalog featuring a comprehensive range of RV and MH parts and accessories, including Dometic awnings, electrical components, and sanitation solutions for recreational vehicles.

lang:en score:10 filesize: 328.58 M page\_count: 1307 document date: 2021-02-09



### [MotorHome Magazine: 50th Anniversary Issue - July 2018](#)

Explore the July 2018 50th Anniversary issue of MotorHome magazine, featuring articles on RV travel, tech, lifestyle, vintage motorhomes, and reader discussions on drone use in RV parks. Includes features on Newell Coach, Foretravel, Renegade, and Fleetwood RVs.

lang:en score:10 filesize: 44.99 M page\_count: 112 document date: 2018-05-17