

Cosco HC227DFLB

Cosco Kids Simple Fold High Chair Instruction Manual

Model: HC227DFLB | Brand: Cosco

INTRODUCTION

This manual provides essential information for the safe and proper use of your Cosco Kids Simple Fold High Chair. Designed for convenience and portability, this high chair features a compact folding design, an adjustable tray, and an easy-to-clean seat. Please read all instructions carefully before assembly and use.

SAFETY INFORMATION

- Always secure your child in the high chair with the safety harness.
- Never leave your child unattended in the high chair.
- Ensure the high chair is fully open and locked in place before placing a child in it.
- Do not use the high chair if any parts are damaged or missing.
- Keep the high chair away from heat sources, open flames, and electrical appliances.
- Maximum weight recommendation: 50 Pounds.
- Suitable for children from 6 months up to 50 lbs.

PARTS LIST

Before assembly, ensure all parts are present:

- High Chair Frame (Alloy Steel)
- Seat Unit with Fabric Cover and Harness
- Full-Size, 3-Position Adjustable Tray with Cup Holder
- Footrest



Figure 1: Front view of the Cosco Kids Simple Fold High Chair.

SETUP

1. Unfolding the High Chair:

Place the folded high chair on a flat, stable surface. Grasp the top of the seat back and the front legs. Pull them apart until the chair fully extends and locks into its open position. Ensure all four legs are firmly on the ground and the frame is stable.

2. Attaching the Tray:

Align the tray with the armrests. Press the release buttons on the underside of the tray (if applicable) or slide the tray onto the armrests until it clicks into one of the three adjustable positions. Ensure the tray is securely attached before use.



Figure 2: The adjustable tray with integrated cup holder.

3. Harness Adjustment:

The high chair features a standard safety harness. Adjust the straps to comfortably and securely fit your child. Ensure the crotch strap is properly positioned between the child's legs and all buckles are fastened.

OPERATING INSTRUCTIONS

- **Placing Your Child:**

Before placing your child in the high chair, ensure the tray is either removed or in its outermost position. Carefully place your child in the seat and secure the safety harness. Adjust the tray to a comfortable and secure position for your child.

- **Removing Your Child:**

Unfasten the safety harness. If necessary, adjust the tray to its outermost position or remove it completely. Carefully lift your child from the high chair.

- **Tray Positions:**

The tray offers three adjustable positions to accommodate your child's growth. To adjust, press the release buttons (if present) or slide the tray forward or backward until it locks into the desired position.

MAINTENANCE

- **Cleaning the Seat:**

The high chair features an easy-wipe seat. For daily cleaning, simply wipe down the fabric with a damp cloth and mild soap. Allow to air dry. For deeper cleaning, the fabric cover can be removed. Refer to the care label for specific washing instructions. Note: Some fabric covers may contain cardboard inserts and are not suitable for machine washing; hand washing or spot cleaning is recommended in such cases.

- **Cleaning the Tray:**

The tray can be easily removed for cleaning. Wash with warm soapy water or place in the top rack of a dishwasher. Ensure it is completely dry before reattaching.

- **Frame Cleaning:**

Wipe the alloy steel frame with a damp cloth and mild soap. Dry thoroughly to prevent rust.

STORAGE

The Cosco Kids Simple Fold High Chair is designed for compact storage.

1. **Folding the High Chair:**

Ensure the tray is removed or in its innermost position. Locate the two release buttons on the back of the high chair, typically near the top of the frame. Press these buttons while simultaneously pushing the back of the chair forward and the front legs backward. The chair will fold flat. It can stand on its own when folded.



Figure 3: The high chair folded for compact storage.

2. **Storing:**

Once folded, the high chair can be stored in a closet, behind a door, or in any small space. Its lightweight design (approximately 12.62 pounds) makes it easy to move and store.

TROUBLESHOOTING

Problem	Solution
High chair does not lock open.	Ensure all locking mechanisms are engaged. Push the frame firmly until it clicks into place.
Tray is difficult to attach/remove.	Ensure the release buttons are fully pressed. Check for any food debris or obstructions in the sliding mechanism.
Child appears uncomfortable or slumps.	Ensure the harness is adjusted snugly. The high chair is designed for children from 6 months up to 50 lbs; ensure your child meets the minimum age/developmental requirements for sitting upright unassisted.

SPECIFICATIONS

Product Dimensions: 28.5"D x 23.5"W x 28.5"H

Item Model Number: HC227DFLB

Target Gender: Unisex

Maximum Weight Recommendation: 50 Pounds

Material Type: Alloy Steel

Number Of Items: 1

Is Portable: Yes

Item Weight: 12.62 Pounds



Figure 4: Product dimensions for the high chair.







WARRANTY AND SUPPORT

For warranty information or customer support, please contact Cosco customer service:

Phone: (800) 544-1108

Email: consumer@djgusa.com

Related Documents - HC227DFLB

	<p>COSCO Simple Fold High Chair HC216, HC225 User Guide and Assembly Instructions</p> <p>Comprehensive user guide and assembly instructions for the COSCO Simple Fold High Chair models HC216 and HC225. Learn how to safely assemble, use, fold, and maintain your high chair.</p>
	<p>COSCO Simple Fold Deluxe High Chair HC227 User Guide</p> <p>User guide for the COSCO Simple Fold Deluxe High Chair (Model HC227), providing assembly instructions, safety warnings, usage guidelines, and care information. Supports up to 50 lbs.</p>
	<p>COSCO Simple Fold High Chair User Guide: Assembly, Safety, and Care</p> <p>Comprehensive user guide for the COSCO Simple Fold High Chair, including assembly instructions, safety warnings, usage guidelines, and care instructions. Ensure safe and proper use of your high chair.</p>
	<p>Cosco C-21 Cardio Bike User Manual Cosco Fitness</p> <p>Comprehensive user manual for the Cosco C-21 Cardio Bike. Find instructions on safe operation, features, maintenance, and troubleshooting for your Cosco fitness equipment.</p>
	<p>Cosco #88333 Package Delivery Box Assembly Instructions</p> <p>Detailed assembly instructions for the Cosco #88333 Package Delivery Box, including parts list, care instructions, and step-by-step guidance. Ensure proper installation for secure package delivery.</p>
	<p>COSCO SPINE C-11 Stroller User Manual</p> <p>Comprehensive user manual for the COSCO SPINE C-11 stroller, covering assembly, usage, safety instructions, and maintenance. Learn how to safely operate and care for your COSCO stroller.</p>

