

Manuals+

[Q & A](#) | [Deep Search](#) | [Upload](#)

manuals.plus /

- › [Miele](#) /
- › [Miele Care Collection HE Fabric Softener UltraSoft Aqua Instruction Manual](#)

Miele 11997105USA

Miele Care Collection HE Fabric Softener UltraSoft Aqua Instruction Manual

1. PRODUCT OVERVIEW

The Miele Care Collection HE Fabric Softener UltraSoft Aqua is designed to provide soft, bouncy laundry with a fresh Aqua fragrance. This product is suitable for high-efficiency washing machines and offers approximately 50 loads per 1.5-liter bottle.





Image 1.1: Miele Care Collection HE Fabric Softener UltraSoft Aqua bottle.

Key Features:

- Natural fragrance for pure cleanliness and freshness.
- Minimizes creasing, making ironing easier.
- Prevents electrostatic charges in washer-dryers.
- High yield, providing approximately 50 laundry loads.
- Bottles are made from 100% recycled materials and are free from micro-plastics.

2. USAGE INSTRUCTIONS

For optimal results, follow these instructions for using Miele Care Collection HE Fabric Softener UltraSoft Aqua:

1. **Dosing:** Refer to your washing machine's instruction manual for the recommended fabric softener dosage. Typically, a small amount is sufficient due to the concentrated formula. The bottle cap can be used for measurement.

2. **Dispensing:** Pour the measured fabric softener into your washing machine's designated dispenser compartment. Do not pour directly onto clothes.
3. **Cycle Selection:** Select the appropriate wash cycle for your laundry. The fabric softener will be dispensed automatically during the rinse cycle.

Using the correct amount helps to minimize creasing, prevent electrostatic charges, and make ironing easier.

3. SAFETY INFORMATION

Please read and follow all safety precautions before using this product.

- **Keep out of reach of children and pets.**
- **Avoid contact with eyes.** In case of contact, rinse immediately with plenty of water and seek medical advice if irritation persists.
- **Do not ingest.** If swallowed, seek medical attention immediately and show this container or label.
- **Store in a cool, dry place** away from direct sunlight and extreme temperatures.
- **Use only as directed.**

4. STORAGE AND MAINTENANCE

Proper storage ensures the longevity and effectiveness of your fabric softener.

- Store the bottle upright in a cool, dry environment.
- Ensure the cap is tightly closed after each use to prevent air exposure.
- Avoid storing in areas subject to freezing or excessively high temperatures, as this may affect product consistency.

5. TROUBLESHOOTING

Product Thickening or Gelling:

In rare instances, the fabric softener may thicken or gel, particularly towards the bottom of the bottle or if stored improperly. This can lead to dispenser clogging.

- **Solution:** If thickening occurs, try adding a small amount of warm water to the bottle and shaking gently to restore consistency.
- **Prevention:** Ensure the product is stored within recommended temperature ranges and used within its shelf life.

6. SPECIFICATIONS

Attribute	Detail
Brand	Miele
Product Name	Care Collection HE Fabric Softener UltraSoft Aqua
Model Number	11997105USA
Volume	50.72 fluid ounces (1.5 Litres)

Approximate Loads	50
Scent	Fresh (Aqua)
Item Form	Liquid
Product Dimensions	4.53 x 4.53 x 9.25 inches
Item Weight	3.34 pounds
Manufacturer	Miele

7. WARRANTY AND SUPPORT



For specific warranty information or product support, please contact Miele customer service directly. Details can typically be found on the product packaging or the official Miele website.





Miele Official Website: www.miele.com

When contacting support, please have your product model number (11997105USA) and purchase details available.

© 2025 Miele. All rights reserved. This manual is for informational purposes only.

Related Documents - 11997105USA

	<p>Miele ProCare Tex 70 S: Suavizante Profesional para Lavadoras Industriales</p> <p>Descubra el suavizante concentrado Miele ProCare Tex 70 S, diseñado para un rendimiento óptimo en lavadoras industriales. Ofrece fragancia fresca, propiedades antiestáticas y excelente absorción.</p>
	<p>Miele Steamer Bedienungsanleitung</p> <p>Umfassende Bedienungsanleitung für den Miele Steamer, die wichtige Sicherheitshinweise, Anleitungen zur Verwendung und Wartung in mehreren Sprachen enthält.</p>

	<p>Miele Heat-Pump Dryer TWH780WP: Operating Instructions and User Guide</p> <p>Comprehensive operating instructions for the Miele TWH780WP heat-pump dryer, covering installation, safe usage, program selection, maintenance, troubleshooting, and technical specifications. Ensure optimal performance and longevity with this essential user guide.</p>
	<p>Miele WEA 135 Veļas Mašīna: Lietošanas Instrukcija un Drošības Norādījumi</p> <p>Detalizēta lietošanas rokasgrāmata Miele veļas mašīnai (modelis WEA 135, M.-Nr. 12 730 480), kas sniedz visaptverošus norādījumus par drošu uzstādīšanu, efektīvu lietošanu, ikdienas kopšanu un problēmu novēršanu. Šī ierīce atbilst drošības prasībām, nodrošinot gan lietotāja, gan ierīces aizsardzību.</p>
	<p>Miele PWM 912, 916, 920 Commercial Washing Machine: Operating and Installation Guide</p> <p>Comprehensive operating and installation instructions for Miele PWM 912, PWM 916, and PWM 920 commercial washing machines. Covers safety, operation, maintenance, installation, and technical specifications for these electric heating, stainless steel professional appliances.</p>
	<p>Miele Appliance Warranty Information and Terms</p> <p>Comprehensive guide to Miele appliance limited warranties across Australia, New Zealand, Brazil, Canada, Mexico, and the United States, detailing coverage, exclusions, and claim procedures.</p>